

 *Protecting Ohio's Families*

# Domestic Sex Trafficking in Ohio

Research & Analysis Sub-Committee



August 8, 2012

**Celia Williamson, Ph.D.**

**Tasha Perdue, MSW**

Lisa Belton, BSW

Olivia Burns, BA

**Sub-Committee Members:**

Jeffrey Barrows

Trisha Smouse

Anthony Talbott

Erin Michel

*The report provides information on domestic minor sex trafficking and domestic adult sex trafficking in Ohio including information on supply (victims), demand (customers), and distributors (traffickers). Recommendations to respond to trafficking are offered.*

Special thanks to the data collectors & advocates on the project:

Data Collectors: Trisha Smouse, Renee Jones, Jessica Donohue-Dioh, Erin Michel, Maggie Billings (also a part of the research development team), and Olivia Burns (also a part of the research analysis team)

Funded by Department of Justice

## **Table of Contents**

Executive Summary.....	page 2
Project Design.....	page 3
Experience of Victims Trafficked into the Sex Trade before Age 18.....	page 4
Comparison of Sexual Activity.....	page 5
Early Indicators.....	page 6
Traditional Child Abuse vs. Child Sex Trafficking.....	page 7
Differences Between Traditional Child Abuse and Child Abuse through Child trafficking.....	page 8
Domestic Sex Trafficking Networks.....	page 9
Current Experiences of Those First Sold Under 18.....	page 10
Recruiters & Traffickers.....	page 11
Current Adult Victims of Manipulation.....	page 12
Where Current Victims of Manipulation Work in Ohio.....	page 13
Current Adult Victims Trafficked by Force.....	page 14
Interveners.....	page 15
Buyers.....	page 16
Buyers of Victims Involved in Sex Trafficking through Manipulation.....	page 17
Buyers of Victims Trafficked by Force.....	page 18
Minors involved in the Sex Trade.....	page 19
Prices in Ohio.....	page 20
Trafficking by City.....	page 21
Risk Factors for Victims by City.....	page 22
Violence Suffered by All Adults.....	page 23
Recruitment into the Sex Trade by City.....	page 24
Purchasers of Sex by Ohio City.....	page 25
Immediate Assessment & Interventions for First Responders.....	page 26
Recommendations.....	page 28

## **Executive Summary**

Sex Trafficking is a business made up of supply (victims), demand (buyers), and distributors (traffickers). Therefore this report covers findings on victims, buyers, and traffickers. Findings cover the experiences of child victims of the sex trade (defined using the federal definitions as those in the sex trade before age 18) and adult sex trafficking victims (defined as being involved through manipulation or force). Findings on child victims of the sex trade is retrospective, in that we surveyed adults involved in the sex trade and asked them about involvement and experiences in the sex trade before age 18. Findings on adult sex trafficking victims is current.

This report provides the findings for 115 persons, out of a total sample of 328, who became involved in the sex trade in Ohio while under the age of 18. Smaller samples of persons who are currently involved through manipulation (43 victims) or force (25 victims) provides information on their experiences including who bought them, who sold them, how they bought them, and how they sold them. Additional information is provided on informal support systems (family, friends, and others) and formal support systems (helping professionals) who acted to intervene. Further, information on the lives of victims after involvement in the child sex trade is provided. Finally, barriers to improved responses and recommendations are provided.

Findings revealed that individuals who were commercially sexually exploited before the age of 18, were more likely to suffer child abuse and neglect, to have a close family member involved in the sex trade, to suffer depression, to have been raped, to run away from home, to have difficulty in school, to have interacted with the police, to have spent time in juvenile detention, and to have been in the proximity of those who sold, bought, or sold others for sex. In addition, before being trafficked, victims were likely to have a much older boyfriend. Despite these childhood problems, only 19% were ever involved with child protective services in Ohio.

Most child victims were recruited at some point by a female who was also involved in selling or a female who first acted like a friend.

A subsample (43 adult victims) was manipulated into the sex trade by a trafficker who took some or all of their money. Similar experiences between those who began while under the age of 18 and those who were manipulated into the sex trade over the age of 18 are apparent. A stark difference seemed to be recruitment. Adults manipulated into the sex trade were more likely to be recruited by a male who first presented himself as a boyfriend and then became threatening.

Those currently being exploited are being sold in places that are more elusive to law enforcement. These adults reported most often trading sex in customers homes or offices and in houses set up for prostitution. Using traditional venues, but less prevalent, subjects also traded sex in hourly motels, on the streets, in cars, and at truck stops.

Over 80% of those adults currently involved through force were recruited largely by males who first acted like a boyfriend or who became threatening from the beginning. As children, these adult victims had similar experiences as those who were recruited before age 18 and those manipulated into the sex trade as adults. However, this sample of victims by force was less likely to have spent time in juvenile detention.

Findings revealed that intervention was an uncommon occurrence in victims' lives. However, those who were most likely to reach out to victims were probation officers, family friends, and church members.

Those involved reported they were sold to men in various professions within and outside of Ohio. Those involved in buying sex were most likely to be middle aged white and African -American men, followed by older white and African American men, and lastly younger white and African American men. Women were least likely to be involved in purchasing sex. Hispanic and Asian men, most likely because they represent smaller segments of the population in Ohio, were least likely to purchase sex.

An immediate assessment and intervention for first responders is provided along with recommendations.

## Project Design

The University of Toledo received permission from the University's Institutional Review Board to conduct this research. All data collectors received training on data collection methods and protocols as well as research ethics. Once the core research team was trained, we began our study by first developing and piloting our survey tool in Toledo.

Our ultimate goal was to access and train eight regional data collectors from around the state who were located in Toledo, Dayton, Columbus, Cleveland, Cincinnati, Youngstown, Lima, and Chillicothe. Involved on the data collection and/or analysis team were two researchers (Celia Williamson, Ph.D. and Tasha Perdue, MSW) and 6 lead data collectors (Maggie Billings (Toledo), Erin Michel (Columbus), Olivia Burns (Dayton), Renee Jones (Cleveland), Trisha Smouse (Columbus), and Jessica Donohue-Dioh (Cincinnati)). Data collectors were able to collect data in five of the eight cities including Toledo, Dayton, Columbus, Cleveland, and Cincinnati. Each data collector had a trained advocate along with them at the collection site to assist anyone who needed services, immediate help, or who were under 16 and needed to be reported to child welfare for assessment and/or protection.

Response Driven Sampling (RDS) was used to survey those involved in the illegal sex trade. RDS was first used with this type of population to report the prevalence of commercial sexual exploitation of youth in New York City (See Curtis et.al, 2008). Although akin to snowball sampling, RDS provides a set of statistical tools to weight population estimates and is reported to be as strong as those completed through traditional probabilistic statistics\* (Salganik & Heckathorn (2004)). RDS is particularly useful when researchers need to capture a community that is hidden, illegal, or otherwise difficult to access. Data collectors first identified what is known in RDS as the "seeds" or individuals known to be involved in various aspects of sex work. These "seeds" were surveyed by data collectors, compensated \$10, and then provided five coupons to give to others they knew involved in some aspect of illegal sex work. Each person who took the survey received \$10 and those who referred them received another \$10. In order to track coupons and identify various social networks, coupons were numbered (to prevent duplication) with the initial "seeds" name on them. Each coupon could be redeemed at a nearby location within the designated city on specific days and at specific times identified on the coupon. Coupons were also color coded to track the city in which they were obtained and redeemed. Subjects who participated in the study entered data either by computer or by using paper surveys.

A set of screening questions were asked on the survey to screen out those that were not eligible to take the survey. A repeated question at the beginning of the survey and end of the survey, although asked in a slightly different way, was used to determine consistency and reliability in answering the questions truthfully. Surveys with vast discrepancies were removed from the analysis.

Safety procedures such as meeting at local public libraries to conduct the survey were employed to provide the privacy needed (through the use of study rooms within libraries), but with the comfort of knowing that others were in close proximity. Each data collector was responsible for surveying between 30-50 individuals involved in some aspect of the unlawful sex economy.

Communities chosen were stratified according to size and location in order to include representation of major cities around the state. This method allowed for a cross section of unlawful sex workers who may have knowledge about sex trafficking to include those who work the streets, indoor workers, internet sellers, and private entrepreneurs. It allowed for male, female, and transgendered workers to report on what they know about sex trafficking. Data was analyzed using SPSS.

\* We have not yet used the data to study prevalence.

## Experiences of Victims Trafficked in the Sex Trade Before Age 18

A little over a third (35%) of those involved in the sex trade in Ohio's five metropolitan cities entered before the age of 18 (115 before age 18 of the total 328 surveyed). Over half (54%) of the total sample was living in an Ohio city when they first became involved in the child sex trade. From the sample above, 12% were sold before age 12. Another 26% were sold between the ages of 12 and 13. An additional 30% were sold between the ages of 14 and 15. The largest percentage (34%) were first sold between the ages of 16 and 17.

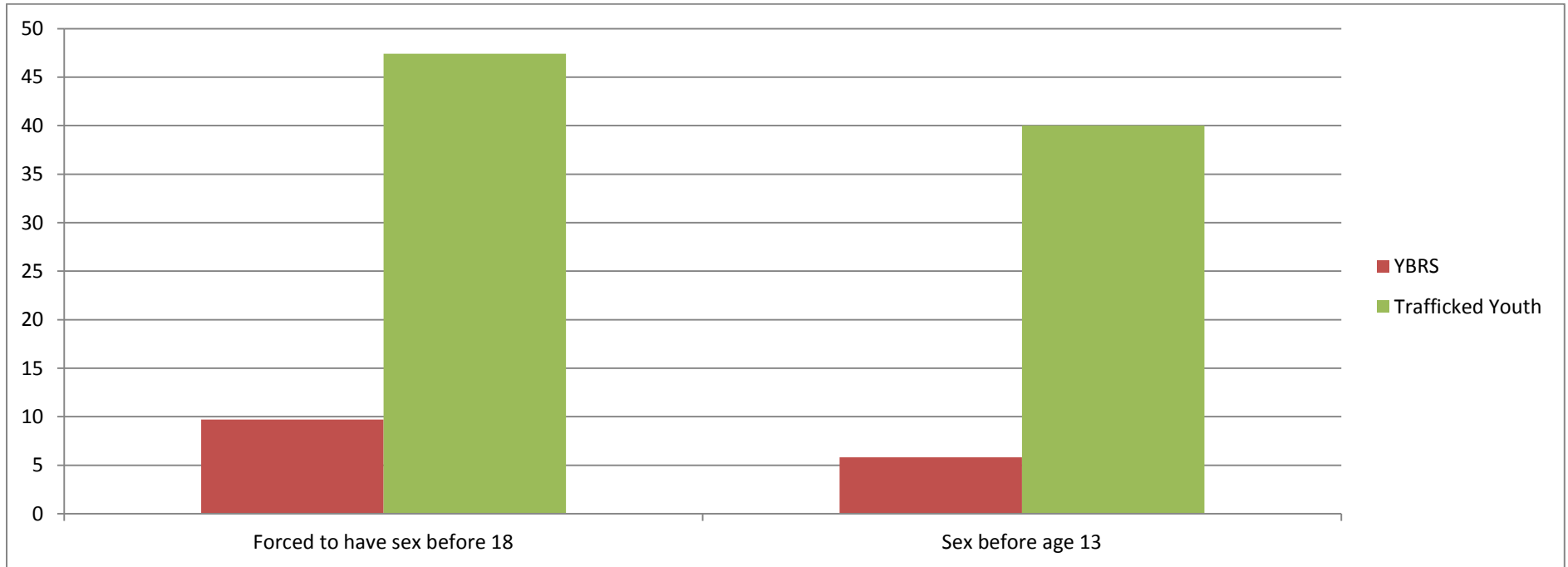
Twenty-six percent (26%) of those in the sex trade before age 18 were non-Hispanic white, 65% were African American, 3% were Hispanic, 2% identified as Native American, and 2% claimed more than one race. Of those who entered the sex trade before the age of eighteen, 52% were straight females, 22% were bi-sexual females, 3.5% identified as lesbian, 16.5% were straight males, 4.3% were bi-sexual males, .9% were gay males, 0 were transgender, and 1 respondent did not answer. Those who entered the sex trade in Ohio before the age of 18 and remained in the sex trade into adulthood were more likely to live in poverty, as 83% reported they currently made less than \$10,000 per year. The experiences of child victims are presented below. All but one of those experiences included in this report are statistically significant. The experiences of this sample of youth involved in the sex trade may be viewed as early indicators or high risk factors for other Ohio youth who have not yet been involved in the child sex trade. Presented are the experiences of youth a year or more before entering the sex trade.

**Chart 1: Experiences of Ohio Youth Before Involvement in the Child Sex Trade**

Domain	Early Indicator	Description	Statistical Significance	Percentage	
<b>Family</b>	Child Abuse & Neglect	Worried about what they would eat and where they would sleep	.001	41% were victims of neglect 44% were victims of abuse 40% were victims of sex abuse 37% were victims of emotional abuse/psychological maltreatment 24% were victims of physical abuse	
		Family Member in Sex Trade	Close family member	.006	33%
<b>Individual</b>	Depression	Diagnosed	.05	30%	
		Raped	More than a year before being trafficked	.02	47.4%
<b>Friends</b>	Proximity to Purchasers	Less than a year before being trafficked	.001	9.6%	
		Having friends who purchased sex	.01	35.6%	
		Friends Involved	Involved in selling others	.03	30%
		Friends Involved	Involved in selling themselves	.007	59%
<b>Runaway</b>	Boyfriends/Girlfriends	Much older boyfriends/girlfriends	.02	50%	
		Running Away from Home	Once or more than once a year before being trafficked	.002	24%
<b>Criminal Justice</b>	Interaction with law enforcement	Ever ran away	.000	63%	
		Spending time in juvenile detention	.006	21%	
<b>School</b>	School	Being arrested for drug paraphernalia	.03	25%	
		Difficulty in School	.02	39%	

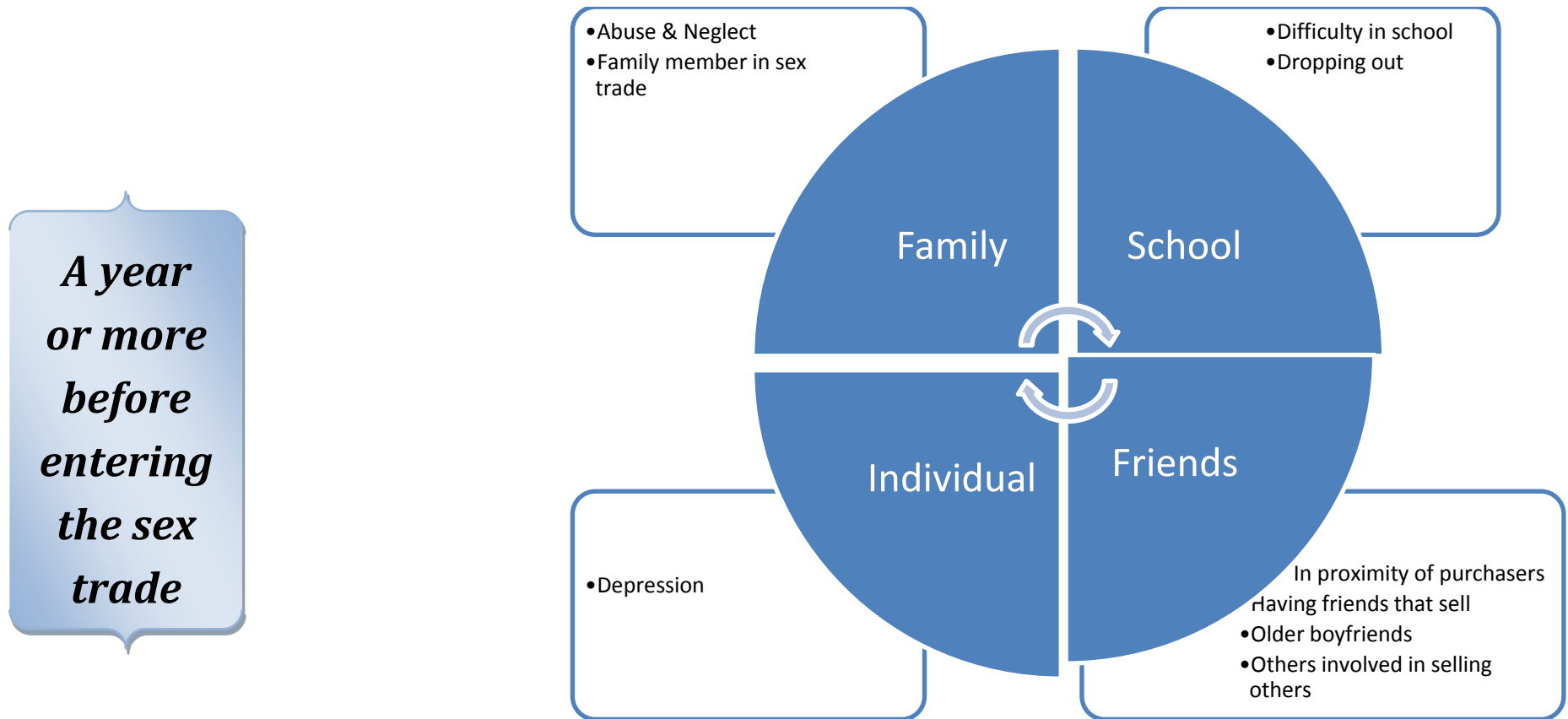
Stark differences between youth who eventually became a victim of the child sex trade and other Ohio youth are presented below. Comparing the sexual experiences of youth, before being trafficked, with youth taking the Youth Behavior Risk Survey presents an interesting contrast. Youth who went on to become trafficked were more likely to have been involved in sexual activity prior to age 13 and to have been forced to have sex while under the age of 18.

### Comparison of Sexual Activity as Reported by Teens taking the Youth Behavior Risk Survey in Ohio from 1996 to 2011 and those who reported Being Trafficked Before 18



The YBRS sample includes an average of findings from years 1999, 2003, 2005, 2007, and 2011.

# Early Indicators Depicted in the Domains of Family, School, Individual, and Friends



Analysis of youth **less than a year** before being trafficked reveals they were more likely to have three significant experiences:

- (1) to have a much older boyfriend (16.5%),
- (2), to know people who purchase sex (12%),
- (3) to have dropped out of school (7.8%).

These indicators were statistically significant at .05 or less.

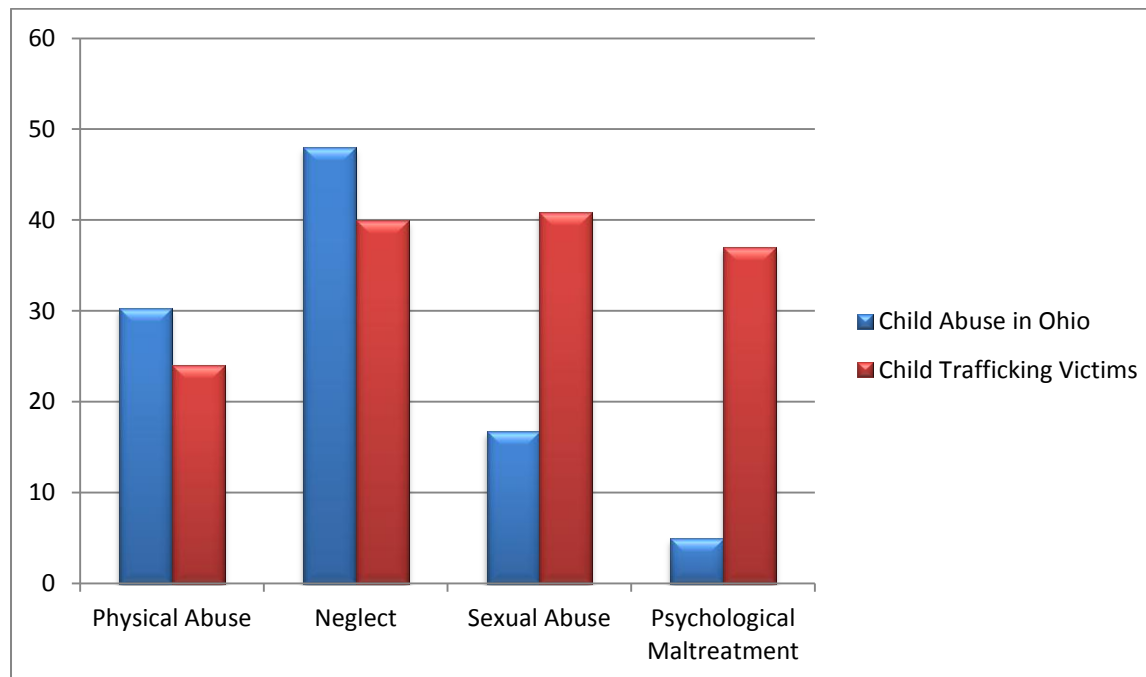
Over the last five years of reported child abuse data in Ohio (2006 to 2010), there was an average of 15,073 (48%) reports of neglect, 9,499 (30.3%) reports of physical abuse, 1,561 (4.98%) reports of psychological maltreatment, and 5,231 (16.7%) reports of sexual abuse per year, bringing the average total of reported cases of maltreatment per year to 31,364 (Child Maltreatment; Kids Count, Ohio's Children 2006-2010).

For those who became victims of the child sex trade, 40% were also previous victims of neglect, defined as not being sure if their basic needs would be met from day to day as many worried about what they would eat or where they would sleep. Almost a third in the sex trade (32%) reported being homeless.

Approximately forty percent (40.8%) of respondents reported being victims of sex abuse, 37% were victims of emotional abuse (psychological maltreatment) and 24% of youth were victims of physical abuse.

In comparing the sample of abused youth in Ohio with those trafficked into the sex trade, we see that the sample of child sex trafficking victims suffered higher rates of sexual abuse and psychological maltreatment than did other Ohio victims of abuse.

## **Traditional Child Abuse versus Child Sex Trafficking Victims in Ohio**





Despite the prevalence of abuse in this sample, only 19% reported involvement with child protective services at any point in their lives before getting involved in the sex trade. The number drops dramatically to 8% less than a year before they were trafficked and then 3% after they were trafficked.

Lack of significant involvement of child protection in this type of child abuse may have to do with the lag time in which those victims were trafficked and the current level of awareness. Other possibilities include the general public's continued lack of awareness around this type of abuse and failure to subsequently report it, the underground and hidden nature of the activities related to child trafficking may keep many from learning about it, and the lack of specific language in child welfare mandates that speak about commercial sexual exploitation of children as a form of child abuse. Child welfare laws in Florida and Illinois provide solid examples in their revised codes of explicit language with regard to child sex trafficking. They also offer outlines of protocols and procedures for child welfare staff to open and work cases.

Helping professionals are important collaborators in identifying and reporting this type of child abuse. However many may be confused over the indicators for child sex trafficking in relation to the indicators for traditional child abuse. As such it is imperative that helping professionals and lay persons across the state be made aware of these differences. Below we provide the differences between traditional child abuse and child abuse through child sex trafficking.

## Differences Between Traditional Child Abuse and Child Abuse through Child trafficking

Child Abuse	Child Trafficking
Child typically feels powerless	Child may feel powerful
Child is not normally the seducer	Child may act as the seducer
Inside system (often still in school, clubs etc.)	Outside system (often not in school)
Usually kept secret from friends and peers	Usually not secret from friends and peers
Apart from abuser, people around say it is a bad thing	People in the social circle of child may say it is a good thing
Wider community is sympathetic and supportive	Wider community views behavior in a negative way

EPCAT, 2005

## Domestic Sex Trafficking Networks

Domestic minor sex trafficking typically involves many players or many roles assumed by a few players. Roles played by those in the underground network include: connectors, recruiters, groomers, traffickers, bottoms, and watchers.

*Connectors*, a term identified by the authors, are those in neighborhoods that “hook you up” with someone that knows about how to make money in prostitution.

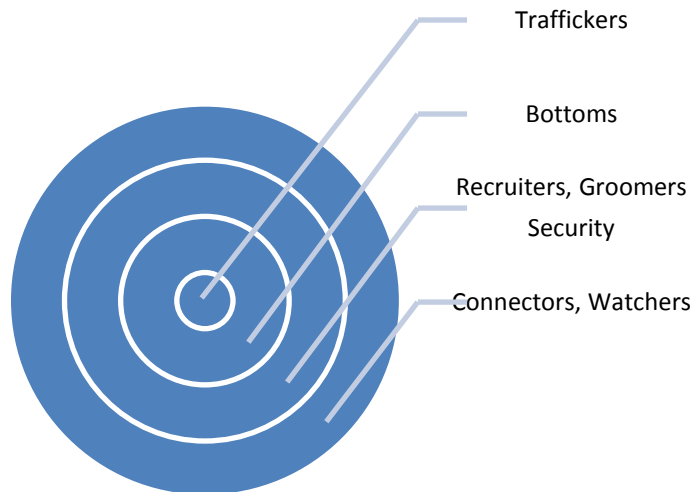
*Recruiters* are more closely linked to the trafficker or to the enterprise of sex trafficking itself. They play an integral role in obtaining victims for the trafficker. Recruiters may be under-aged boys or girls or adult men or women.

*Groomers* are those that prepare a victim for prostitution through various means, from purchasing clothing to teaching them how to negotiate deals with customers. A trafficker may take on the role of grooming, or may rely on one or more trusted associates to groom a victim for them.

*Sex traffickers* are “*pimps*” with the sole purpose of controlling and exploiting others to make money in the sex trade. Traffickers sometimes recruit victims themselves.

A *bottom*, always a female, is the most trusted person in a trafficker’s stable. As the second in command, she is charged with teaching victims how to make money effectively and efficiently, demanding the quota from victims in the pimp’s stable, and doling out the consequences if someone breaks the rules.

The *watcher* is the person assigned to escort youth or women to and from the location where they are being prostituted in order to ensure that the victim doesn’t escape. A watcher may also walk back and forth at a truck stop, make sure victims don’t slip out of the strip club after dancing, and/or make sure they come back to the car after being dropped off at a motel room. They may be assigned to drive victims to destinations out of town or to and from the location where the victim is being prostituted. In smaller organizations, the trafficker may also serve as the watcher.



Example of a Watcher during data collection: At one data location site, observations were made of a youth victim being escorted to and from the site by a woman who controlled the subject’s incentive of \$10 for taking the survey. The victim was previously observed to be escorted to and from the Juvenile Court by the same older woman present at the data collection site.

## Current Experiences of Those First Sold Under Age18

Forty-three percent of these previous child victims have children of their own who are under the age of 18. Still in the sex trade, these now adults, disproportionately experienced violence. Forty-two percent had been victims of customer-related or pimp-related violence and had been to the emergency room at least once as a result. Twenty-six percent had been hit and 21% had been beaten; 10% had been stabbed; Almost 15% had been held against their will by someone; 14% had been held at gunpoint, and 9% were held at knife point. Currently 49% have been diagnosed with a mental health issue.

Most, 38%, currently worked less than 10 days per month. Almost a quarter (23%) are involved 10 to 20 days per month. Another 16.5% are heavily involved 20 to 30 days per month. Over 50% (53%) reported selling oral sex. The most common price for oral sex was \$30. Over half (56.5%) also sold vaginal sex at a common price of \$50. Over a third had been engaged in manual stimulation of customers at a common price of \$10. Finally, 20% sold anal sex for \$50.

When drug addiction is introduced to the equation, the violence becomes more frequent, heinous, and pervasive. In a previous study of drug addicted women involved in prostitution we found recurring physical violence that produced both acute and chronic trauma (Williamson & Folaron, 2001).

In addition, when comparing women offenders with experience in prostitution with women offenders without experience in prostitution, we found some significant differences. Based on survey of 1036 women offenders in Lucas County, Ohio, researchers at the University of Toledo found that women with experience in prostitution suffered more violence, had increased health concerns, poor mental health, and were more like to live in high risk environments. Differences below are all statistically significant.

<b>Indicator</b>	<b>Women with Experience in Prostitution</b>	<b>Women Offenders</b>
Currently earned enough to Support Self	14.1%	33.3%
Currently involved in Domestic Violence	23.9%	17.2%
Was a victim of Rape	70.2%	38.4
Diagnosed with Hypertension	24.7%	10.9%
Diagnosed with Asthma	37%	24.3%
Heart Problems	19.5%	6.8%
Cancer	11.8%	5.7%
HIV	2.7%	0%
History of Domestic Violence	51.3%	29.6%
Sexually Transmitted Infections (STI's)	37.2%	13.1%
Post traumatic stress	17.3%	8.7%
Depression	61.5%	45.3%
Bi-polar disorder	47%	17.4%
Schizophrenia	16.3%	5.2%

Findings from this study also revealed that 77% of trafficked youth will go on to participate in adult prostitution if they are not rescued. University of Toledo, 2007

## Recruiters and Traffickers

Recruiters as well as traffickers are significant to the trafficking enterprise. Without the success of recruiters, the trafficking enterprise would stall. Therefore, specific information on the persons that recruited under-aged victims into the sex trade is presented below. Females were more likely to represent recruiters over males. However, males were more likely to represent both recruiters and traffickers. Those presented are statistically significant.

### Female Recruiters

<b>Role of Females in the Recruitment of Victims</b>	<b>Percent Reported being Recruited in this Manner</b>	<b>Statistical Significance</b>
<b>Recruitment by a female friend who was selling herself</b>	59%	.007
<b>Forced by an unrelated female friend who first acted like a friend</b>	22.6%	.02
<b>Recruitment by an unrelated female who the victim didn't know that threatened or beat the victim</b>	14%	.02
<b>Recruitment by a male member of their foster family</b>	9.6%	.04
<b>Recruitment by a female who was not involved in selling herself</b>	15%	.02

### Male Recruiters and Traffickers

<b>Role of Males</b>	<b>Percent Reported being Recruited in this Manner</b>	<b>Statistical Significance</b>
<b>Recruitment by a male family member who did not sell himself</b>	8.7%	.04
<b>Recruitment by a male friend who was not involved in selling himself</b>	18.3%	.01

Percentage does not add up to 100% because more than one recruiter may have been involved in a victim's life.

## Current Adult Victims of Manipulation

This section of the report focuses on adult victims of sex trafficking who are currently victims through manipulation. A subsample of 43 victims were manipulated into the sex trade by a trafficker who took some or all of their money. Descriptions and experiences of this sub-sample are presented below.

Over fifty-percent (51.2%) of this sample were white, 37.2% were African American, and 12% were Hispanic. Sixty-three percent (63%) identified as straight females, 28% were bi-sexual females, 1 identified as a straight male and 1 identified as a bi-sexual male.

Those who currently have a trafficker in this sample were over 18. Thirteen or 30% were between the ages of 18 and 24. Another 13 or 30% were between the ages of 25 and 30, and 17 or 39.5% were between the ages of 31 and 52. The most common number of customers that each adult victim currently has is 10 to 15. Almost half (47.8%) currently have children who are under the age of 18. Almost a quarter (23.3%) reported they are now addicted to drugs and/or alcohol. Thirty-five percent suffered with an anxiety disorder, 28% have bi-polar disorder, and 33% have depression.

## Experiences Before 18

The adults presented in this section were manipulated into sex trafficking as defined by those who give all or some of their money to their traffickers. Issues that were occurring in their lives before they reached the age of 18, may provide insight into the vulnerabilities that are now present. Almost forty percent (39.5%) were victims of childhood abuse, specifically 37% were victims of childhood sexual abuse, 32.6% were victims of physical abuse, 32.6% were victims of emotional abuse, and 30% were victims of neglect. Twenty five percent were diagnosed with depression, 20.9% were diagnosed with anxiety, 4.6% were diagnosed with Post Traumatic Stress Disorder, and 16% were diagnosed with another mental health condition. A little over 40% (41.8%) were raped while under the age of 18 and 30% had been homeless at some point during their childhood. Almost 30% (29.7%) reported they had difficulty in school (18.6% of those eventually dropped out) and 18.6% had a close family member that was involved in sex work.

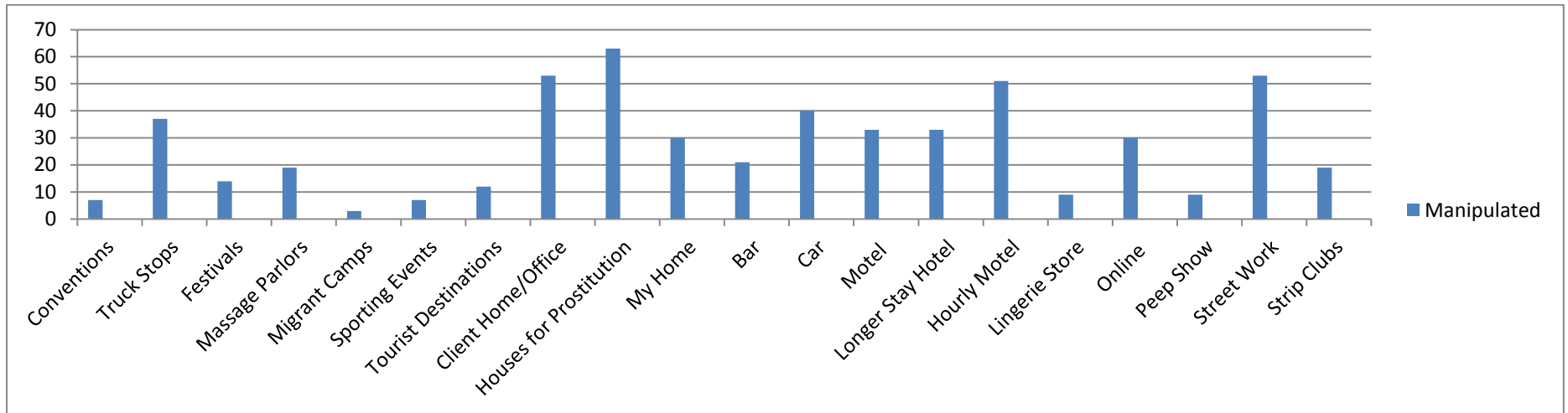
This sample reported they did not receive a significant amount of early intervention services while under the age of 18. Only 19% were ever involved with Child Protective Services, 13.9% reported ever being involved with a church, and 11.6% reported ever being involved with a youth organization. Interestingly, and often contrary to belief, only 16.2% reported they came from a poor family, only a third (32.6%) had tried alcohol while under 18, and only slightly over a quarter ( 27.9%) drank alcohol frequently or experimented with illegal drugs (25.5%).

Over 40% (44.2%) had a much older girlfriend or boyfriend during adolescence and almost 30% (27.9%) hung out with friends involved in illegal activities. A little over 10% of the sample had friends who purchased sex (11.5%), had friends who sold sex (11.6%), or had friends who sold others (14%).

Almost 70% (69.7) of the victims reported being involved through a male who first presented himself as a boyfriend and then became threatening or violent (41.8%) or a female friend who was also involved in selling sex (27.9%). Below we present a chart of where victims (through manipulation) are currently working:

# Where Current Adult Victims of Manipulation Work in Ohio

Those who currently have a pimp reported they worked in the following places:



Traffickers most often sold their victims in places that were more elusive to law enforcement. Most performed sexual services in houses set up for prostitution aka cat houses; 63% earned money for their trafficker using this venue. Over half performed sexual services in the buyer’s home or office. However because the streets and truck stops are often the bread and butter for attracting new customers, over half of the victims sold sex on the street (53.5%) and over a third worked the truck stops 37%. Almost forty percent (39.5%) performed sexual acts in cars. Victims also performed sexual services at overnight hotel/motels (32.6%), and hourly rated motels (51.2%).

Thirty percent 30% worked online providing sexual services across the internet. Fewer, 14% worked festivals, 18.6% worked massage parlors and strip clubs, and 14% worked sporting events.

## Current Adult Victims Trafficked by Force N=25

In this section we provide information on a subsample of 25 victims currently involved in the sex trade through force. Most victims, (18), were between the ages of 20 to 32, seven victims were between the ages of 37 to 49. Of those, over a third (39%) were in fear of losing their lives. Twenty percent told people about their plight, but weren't believed, and 16% never asked for help.

Of these adults in the sample who reported being currently forced to remain in the sex industry 44% had been threatened, 48% raped, 32% beaten, and 36% held against their will. Almost all of the victims in this sample who were forced were female (19 straight females and 4 bi-sexual females) and 1 bi-sexual male. Fifty-six percent (56%) or 14 were white, 28% (7) were African American, and 16% or (4) were Hispanic. Twenty of the 25 currently forced victims gave their money to male pimps in Cleveland, Toledo, Cincinnati, Dayton, and Columbus. Four gave their money to a female pimp and it was unclear who the benefactor was for the last victim.

Of those who were forced, over half 52% were forced to work 20-30 days per month selling sexual services; 43% worked 10-20 days per month, and 5% worked less than 10 days per month. While being forced to sell sex, 8% were anally penetrated (the most common price quoted was \$75), 48% engaged in manual stimulation (at a price of \$20), 52% performed oral sex (at a common price of \$65), and 60% were forced to allow vaginal penetration (the most common price being \$100).

Two categories were statistically significant in terms of how forced victims became involved in the sex trade. Sixty percent were recruited by a male who first acted like a boyfriend or friend and another 24% were forced by a male who they didn't know that threatened or beat them.

### Traffickers

Involvement by Others	Percent	Statistical Significance
Forced by a male who I didn't know that threatened or beat me	24%	.005
Forced by a male who first acted like my boyfriend or friend	60%	.000

As minors, 44% of these subjects were victims of childhood abuse, almost 50% had been victims of rape (48%), and 36% currently have a mental health diagnosis. Over a third worried about what they would eat or where they would sleep on a daily basis. Only 16% ever had child protective services involvement. Almost a third, of these now adults, ran away from home at least once during their childhood. However they were less likely to be caught and spend time in juvenile detention (4%).

## Interveners

Victims reported that some interveners attempted to assist them in leaving the sex trade. These are presented below:

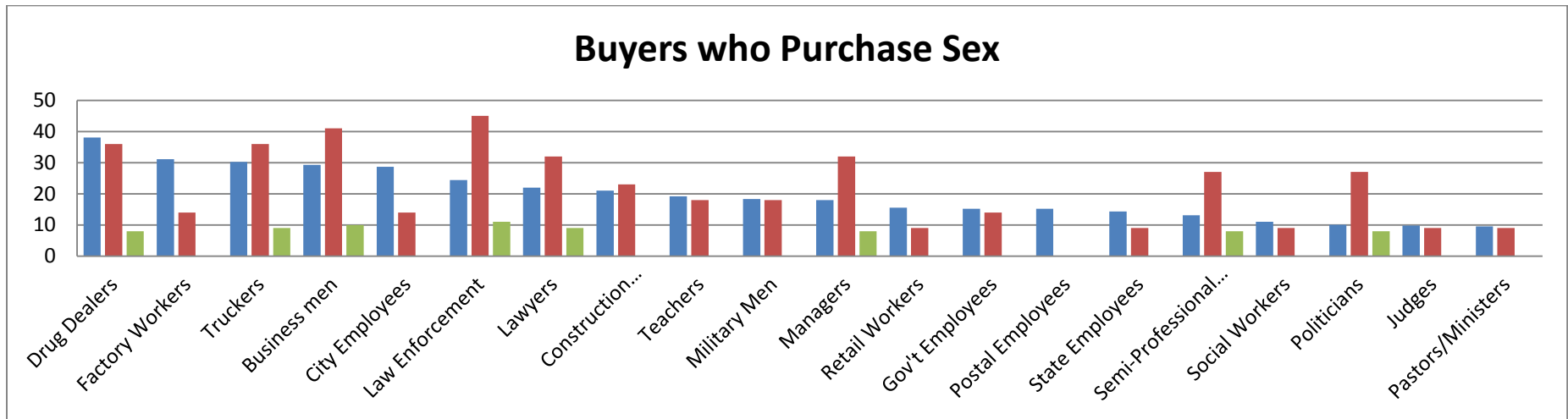
	Those who entered before age 18 N=115	Those currently being Trafficked through Manipulation N=43	Those trafficked through Force N=25
<b>Formal Support Systems to Intervene</b>			
Police Officer	9.6% (11)	7% (3)	0
Probation Officer	12.2% (14)	9.3% (4)	12% (3)
Social Worker	9.6% (11)	9.3% (4)	4% (1)
Teacher	0	N/A	N/A
Coach	1.7% (2)	N/A	N/A
Attorney	2.6% (3)	2.3% (1)	0
Child Protection Worker	1.7% (2)	N/A	N/A
Doctor	3.5% (4)	4.7% (2)	4.7% (2)
Nurse	3.5% (4)	0	0
Counselor	9.6% (11)	4.7% (2)	4% (1)
<b>Informal Support Systems to Intervene</b>			
Church Member	13% (15)	4	4% (1)
Family Friend	20% (23)	9.3% (4)	4.7% (2)
Friend's Parent	9.6% (11)	9.3% (4)	16%(4)

The abysmally low numbers of those who intervened suggests a lack of education and awareness about the child sex trade or adult sex trade through force or manipulation. It is also indicative of the hidden nature of this type of victimization as well as the overall lack of proximity with which child and adult victims may come into contact with various formal and informal support systems.




# Buyers

Sex Trafficking involves supply (sellers), demand (buyers), and distributors (traffickers). A snapshot of those buyers, as reported by sellers, are presented below. Blue (far left) represents those involved in prostitution in Ohio, Red (middle column) represents those victims of sex trafficking involved through manipulation, and Green (far right) represents victims involved by force.

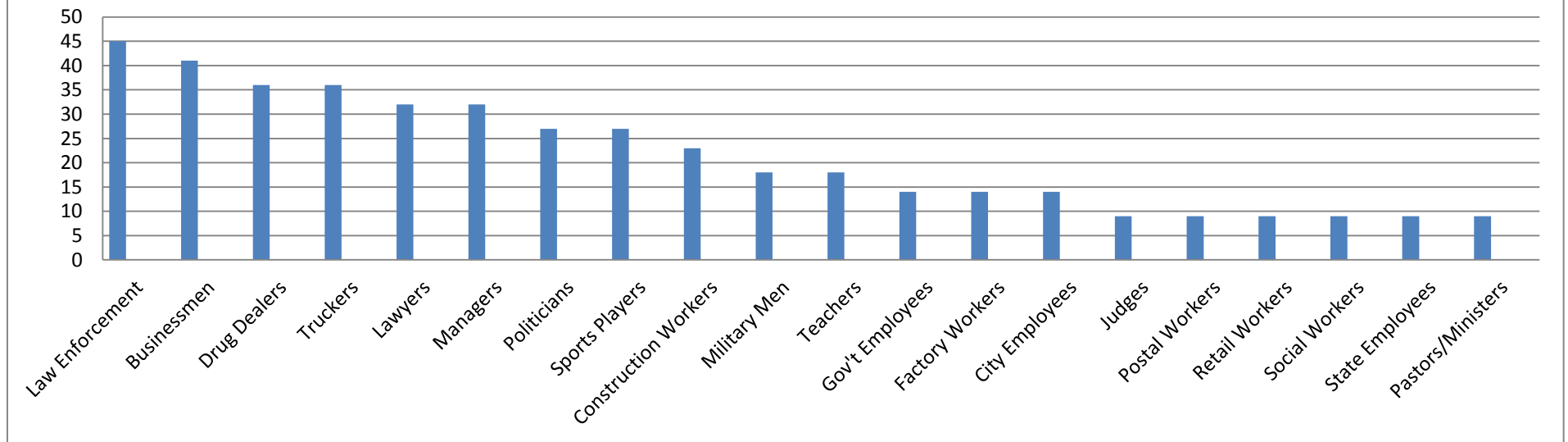


N= 328      Reported in percents      Note: In some cases, predators interested in raping and /or robbing will pretend to be a police officer. In addition, most street level sex workers (93%) have worked both inside and outside of Ohio. Ninety-one percent of those who currently have a pimp and 89% of those who are currently forced, reported working both inside and outside of Ohio. Therefore it is unknown in which states subjects had paid sex with those in the professions above.



Toledo Blade - May 27, 2012 - Customers from the suburbs of Toledo arrested for buying sex. Two were 44 years old, one 59, and one 72 years old. One was a member of the Toledo Opera Guild, one was a business man, one was a lawyer, and one was a builder. The two women, age 18 and 28 were sellers.

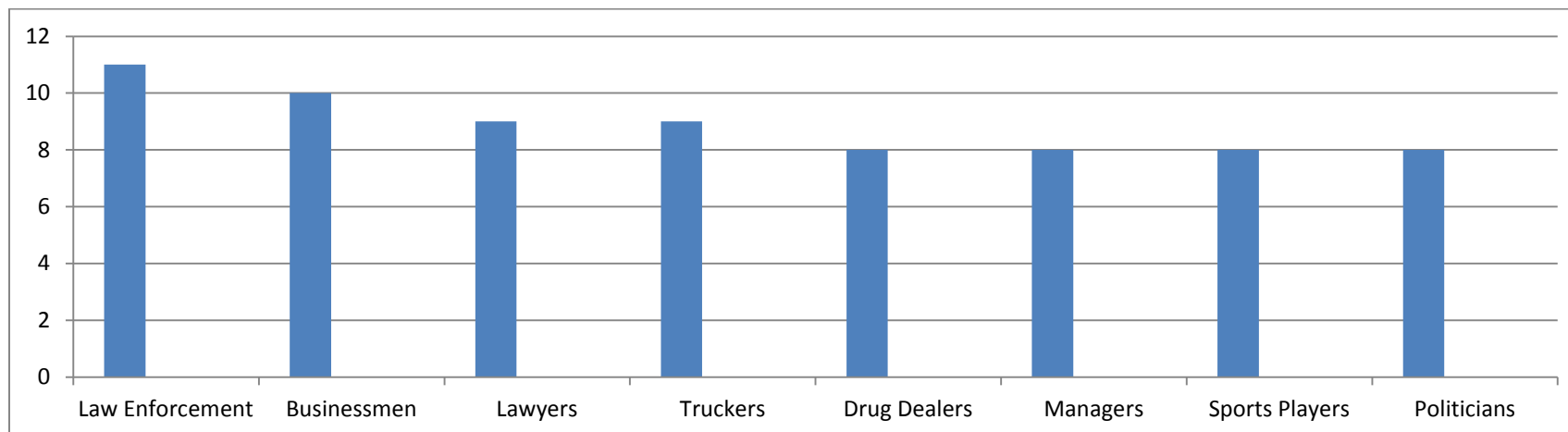
## Buyers of Victims Involved in Sex Trafficking through Manipulation



The chart below provides a snapshot of the buyers of a sample of 43 adult victims of sex trafficking. Seventy-one percent (71%) who now have a pimp began in the sex trade in Ohio. It is unclear whether they were adults or youth at the time they sold services to persons in these professions.

Victims of sex trafficking involved through manipulation reported they sold sex to the following buyers: Almost half, 46.5% (20) provided sexual services to law enforcement; 37% or 16 were sold to businessmen and to drug dealers; 32.6% (14) provided sexual services to lawyers; 30% or 13 to Truckers; 28% or 12 were sold to managers in professional positions and to factory workers; 26% or 11 were sold to military men; 23% or 10 to teachers; 21% or 9 were sold to Government Employees and professional or semi-professional sports players; 18.6% or 8 were sold to City Employees; 16.3% or 7 were sold to Construction Workers and to politicians; 14% or 6 were sold to postal employees; 9.3% or 4 were sold to retail workers, social workers and state employees; 7% or 3 were sold to ministers/pastors and judges.

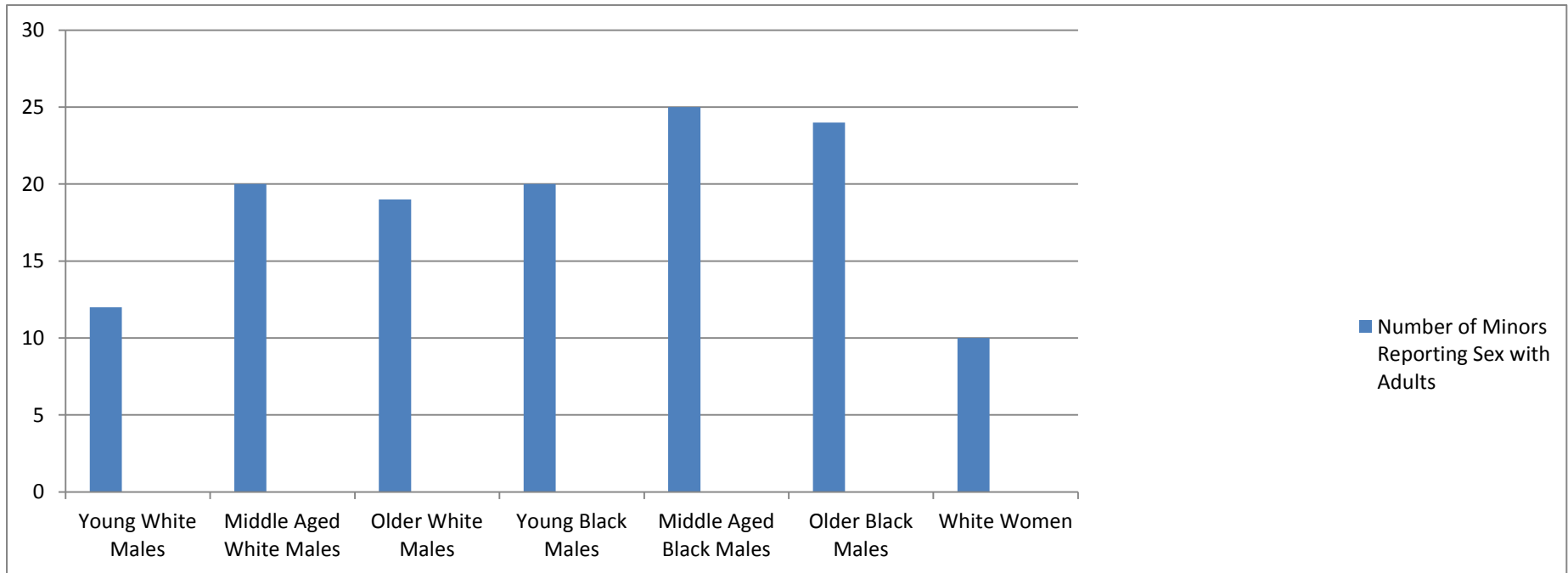
## Buyers of Victims Trafficked by Force



A subsample of 25 victims reported being trafficked by force. Those who were trafficked by force reported they were sold to the following: 44% (11) were sold to law enforcement, 40% (10) were sold to businessmen, 36% (9) were sold to Lawyers and Truckers, 32% (8) were sold to Drug Dealers, Managers, and Professional or Semi-professional sports players, and 24% (6) were sold to Politicians. It is unclear whether or not these victims were under 18 or over 18 at the time of these transactions.

Note: In Ohio, those who purchase sex are less likely to spend time in jail than those who sell. However, since we are never sure if we have arrested a victim of sex trafficking or someone breaking the law, it is more prudent to arrest the customer, who is always breaking the law.

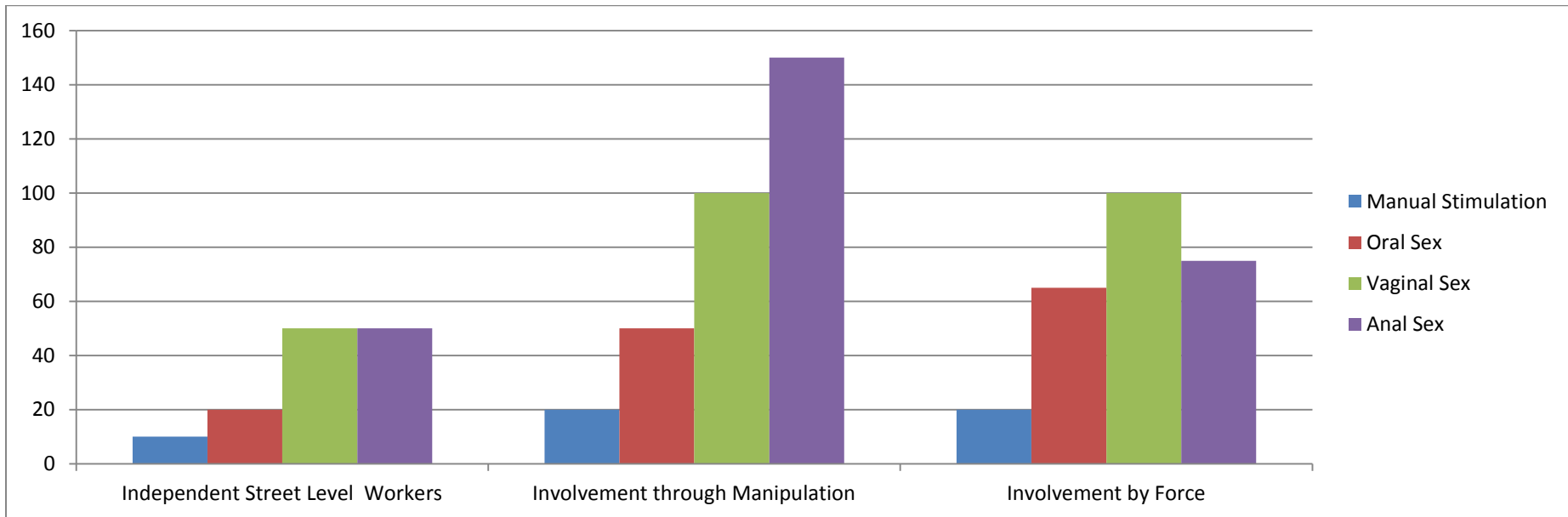
## Minors involved in the Sex Trade Reported they were more Likely to be Purchased by the Following:



According to the data, 65% of those involved in the sex trade, as a minor, were living in an Ohio city when they first got involved. Middle aged and older white and African American men were more likely to purchase minors. African American women, male and female Hispanics, and male and female Asians were least likely to purchase sex from this sample of individuals who sold sex when they were minors.

# Current Prices in Ohio

The money received from sexual services in Ohio among those who were involved in street level prostitution without a trafficker, those involved through manipulation of a trafficker, and those forced by a trafficker are provided below. The vertical axis represents, in dollars, the common prices paid for each sex act. Various sex acts from left to right involve, manual stimulation, oral sex, vaginal sex, and anal sex. Independent street level workers in Ohio most commonly charged \$10 for manual stimulation, \$20 for oral sex, \$50 for vaginal sex, and \$50 for anal sex. Those involved through manipulation in which most or all of their money goes to a trafficker most commonly charged \$20 for manual stimulation, \$50 for oral sex, \$100 for vaginal sex, and \$150 for anal sex. Those involved by force sold manual stimulation for \$20, oral sex for \$65, vaginal sex for \$100, and anal sex for \$75. Most often those involved in the sex trade were most likely to provide vaginal sex, followed by oral sex, manual stimulation, and lastly, anal sex.

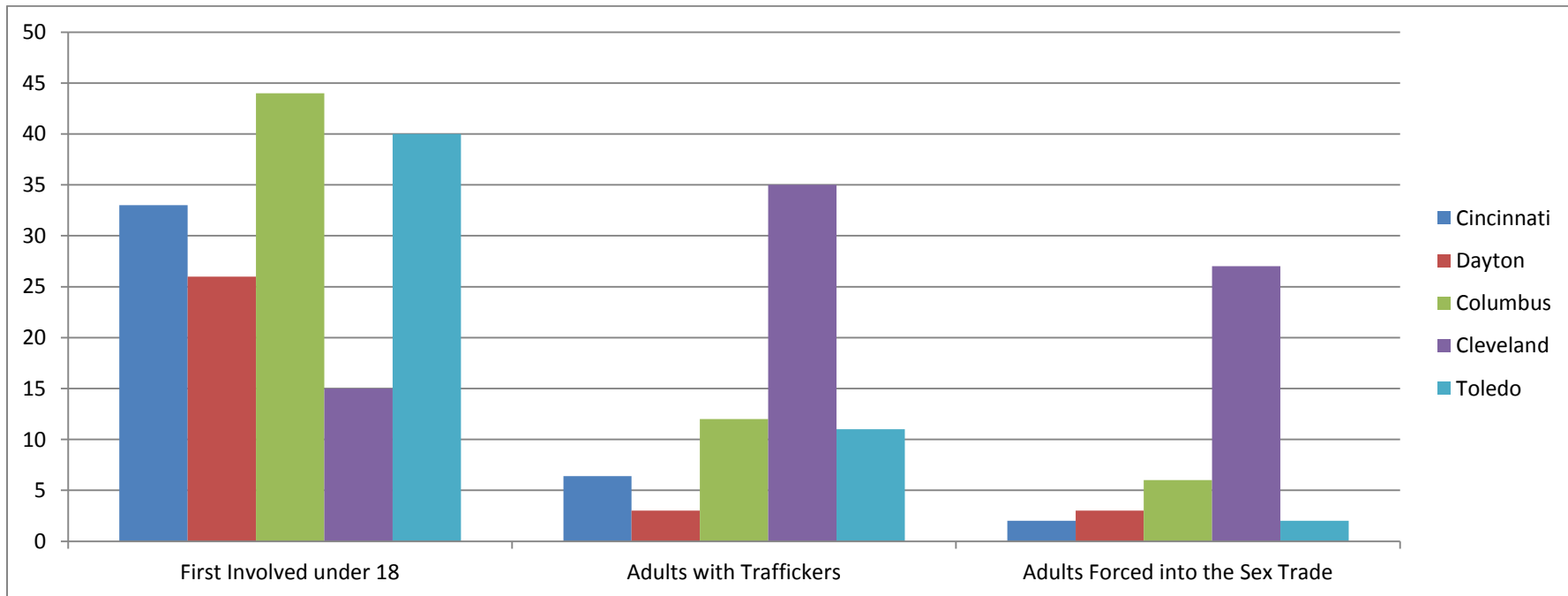


# Trafficking By City

Forty-five subjects were surveyed in Cincinnati, 38 were surveyed in Dayton; Columbus was over sampled in two areas for a total of 144 subjects. We were able to locate 48 subjects in Cleveland and 47 subjects in Toledo.

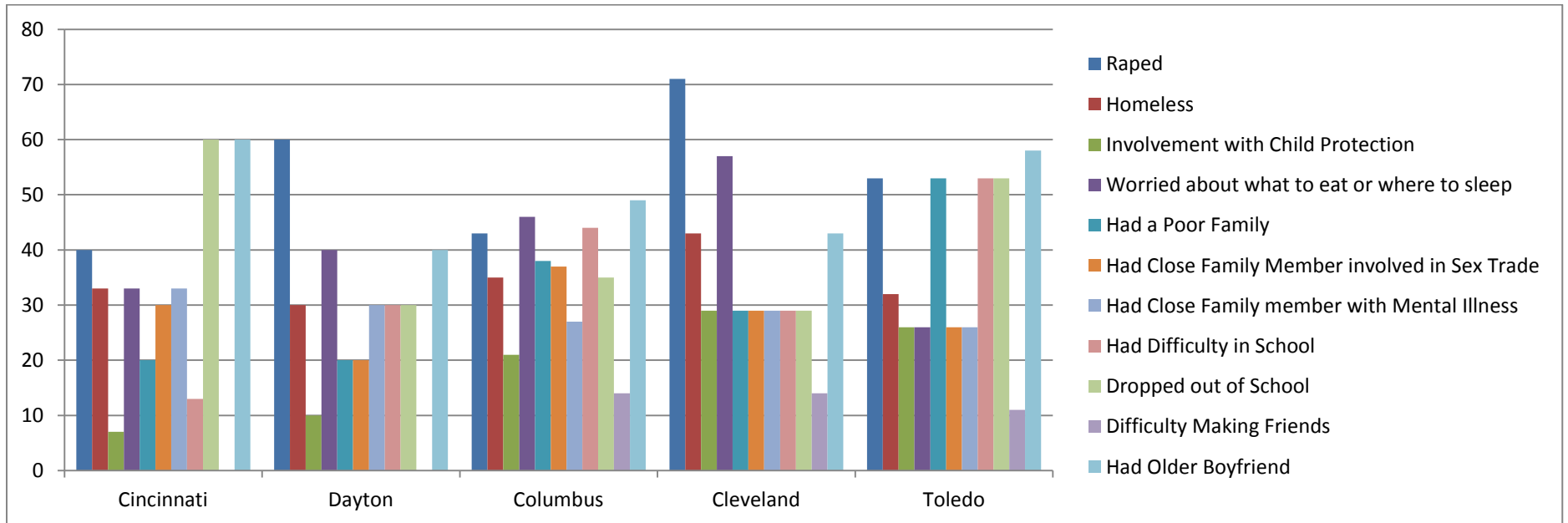
## Victims

The chart below displays the average of those involved in the sex trade before the age of 18, those adults who are currently giving all or some of their money to a trafficker, and those who reported they were currently being forced to work in the sex trade. Forty-four percent of the Columbus sample and 40% of the Toledo sample reported they were involved before age 18, followed by 33% of Cincinnati responders, 26% of Dayton responders, and 15% of Cleveland responders. Cleveland victims (35%) were more likely to report they currently had a trafficker, followed by 12% of Columbus victims, 11% of Toledo victims, 6.4% of Cincinnati victims, and 3% of Dayton victims. Of those adults who reported they were currently being forced to participate in the sex trade, Cleveland was prominent with 27% of the sample reporting they were current victims by force. Six percent of the Columbus sample and 3% of the Dayton sample were being forced. Two percent of the Cincinnati and Toledo samples were currently being forced.



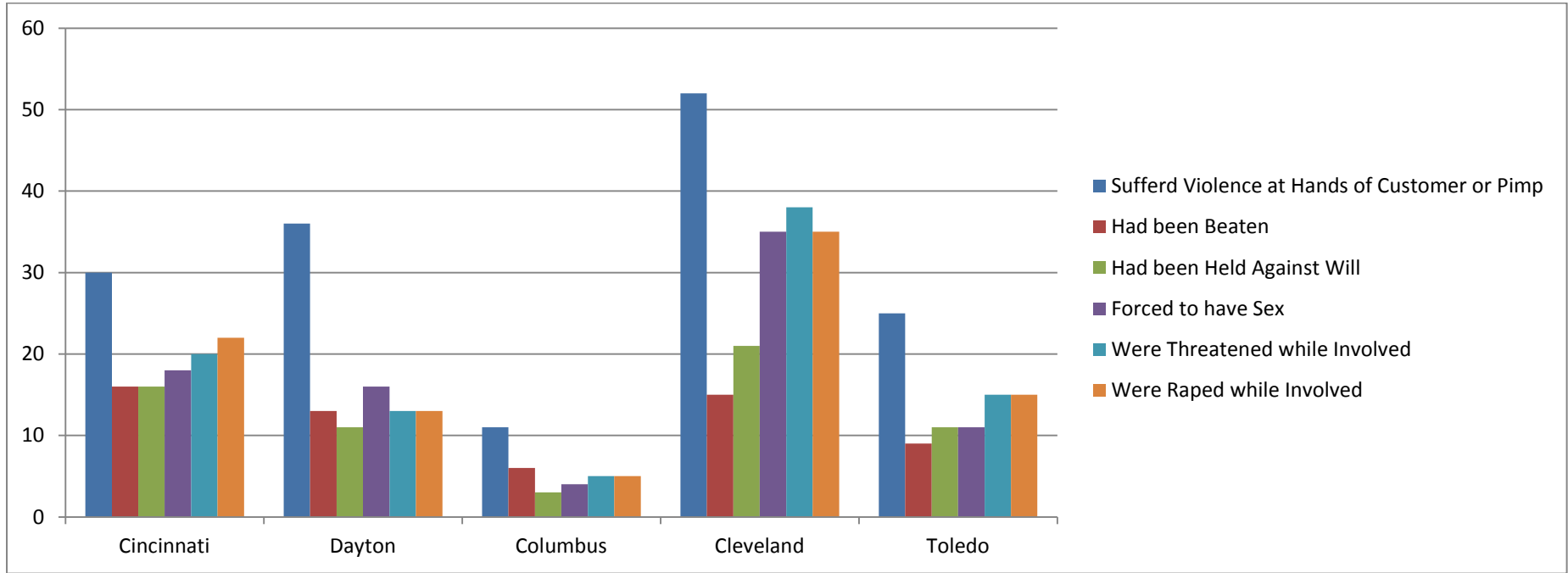
## Risk Factors for Victims by City

Those who entered before the age of 18 who were taking the survey in one of the five Ohio cities reported the following experiences occurred a year or more prior to becoming commercially exploited: In Cincinnati it appears that having a much older boyfriend, dropping out of school, and being raped were the three highest risk factors for minor victims. In Dayton having been raped, dating a much older boyfriend, and being worried about where to sleep and what to eat were the highest risk factors. In Columbus, the highest risk factors were rape, being worried about what they would eat and where they would sleep, having difficulty in school, and having a much older boyfriend. In Cleveland higher risk factors included being raped, being worried about what to eat and where to sleep, and having a much older boyfriend. In Toledo, the highest risk factors included having been raped, having a poor family, having difficulty in school, dropping out, and having a much older boyfriend.



Cincinnati: rape 40%; homelessness 33%, involvement with child protection 7%, being worried about what to eat and where to sleep 33%, having a poor family 20%, having a close family member in the sex trade 30%, close family member with mental illness 33%, having difficulty in school 13%, dropping out 60%, difficulty making friends 0, having a much older boyfriend 60%. Dayton: rape 60%; homelessness 30%, involvement with child protection 10%, being worried about what to eat and where to sleep 40%, having a poor family 20%, having a close family member in the sex trade 20%, close family member with mental illness 30%, having difficulty in school 30%, dropping out 30%, difficulty making friends 0, having a much older boyfriend 40%; Columbus: rape 43%; homelessness 35%, involvement with child protection 21%, being worried about what to eat and where to sleep 46%, having a poor family 38%, having a close family member in the sex trade 37%, close family member with mental illness 27%, having difficulty in school 44%, dropping out 35%, difficulty making friends 14%, having a much older boyfriend 49%; Cleveland: rape 71%; homelessness 43%, involvement with child protection 29%, being worried about what to eat and where to sleep 57%, having a poor family 29%, having a close family member in the sex trade 29%, close family member with mental illness 29%, having difficulty in school 29%, dropping out 29%, difficulty making friends 14%, having a much older boyfriend 49%; Toledo: rape 53%; homelessness 32%, involvement with child protection 26%, being worried about what to eat and where to sleep 26%, having a poor family 53%, having a close family member in the sex trade 26%, close family member with mental illness 26%, having difficulty in school 53%, dropping out 53%, difficulty making friends 11%, having a much older boyfriend 58%

## Current Violence Suffered by all Adults in the Study Involved by Choice, Force, or for Survival N=328

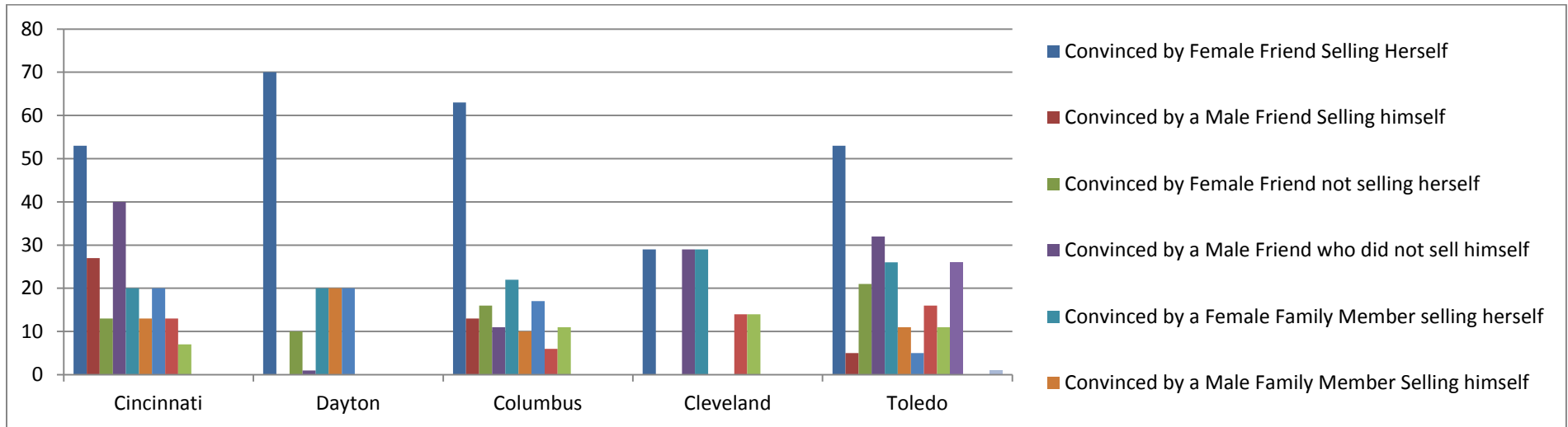


Victims who suffered violence at the hands of customers: Cincinnati 30%, Dayton, 36%, Columbus 11%, Cleveland 52%, Toledo 25%; Had been beaten, Cincinnati 16%, Dayton 13%, Columbus 6%, Cleveland 15%, and Toledo 9%. Held Against their Will: Cincinnati 16%, Dayton 11%, Columbus 3%, Cleveland 21%, Toledo 11%; Forced to have sex: Cincinnati 18%, Dayton 16%, Columbus 4%, Cleveland 35%, Toledo 11%; Were threatened while involved: Cincinnati 20%, Dayton 13%, Columbus 5%, Cleveland 38%, Toledo 15%; Were Raped: Cincinnati 22%, Dayton 13%, Columbus 5%, Cleveland 35%, Toledo 15%;



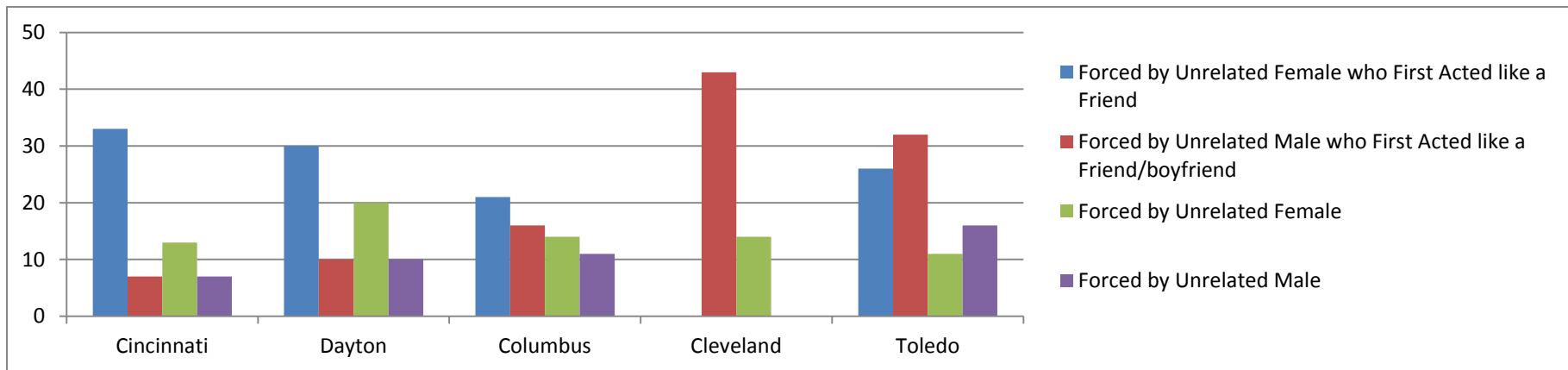
# Recruitment into the Sex Trade by City

## Those Convinced/Manipulated as Minors or Adults



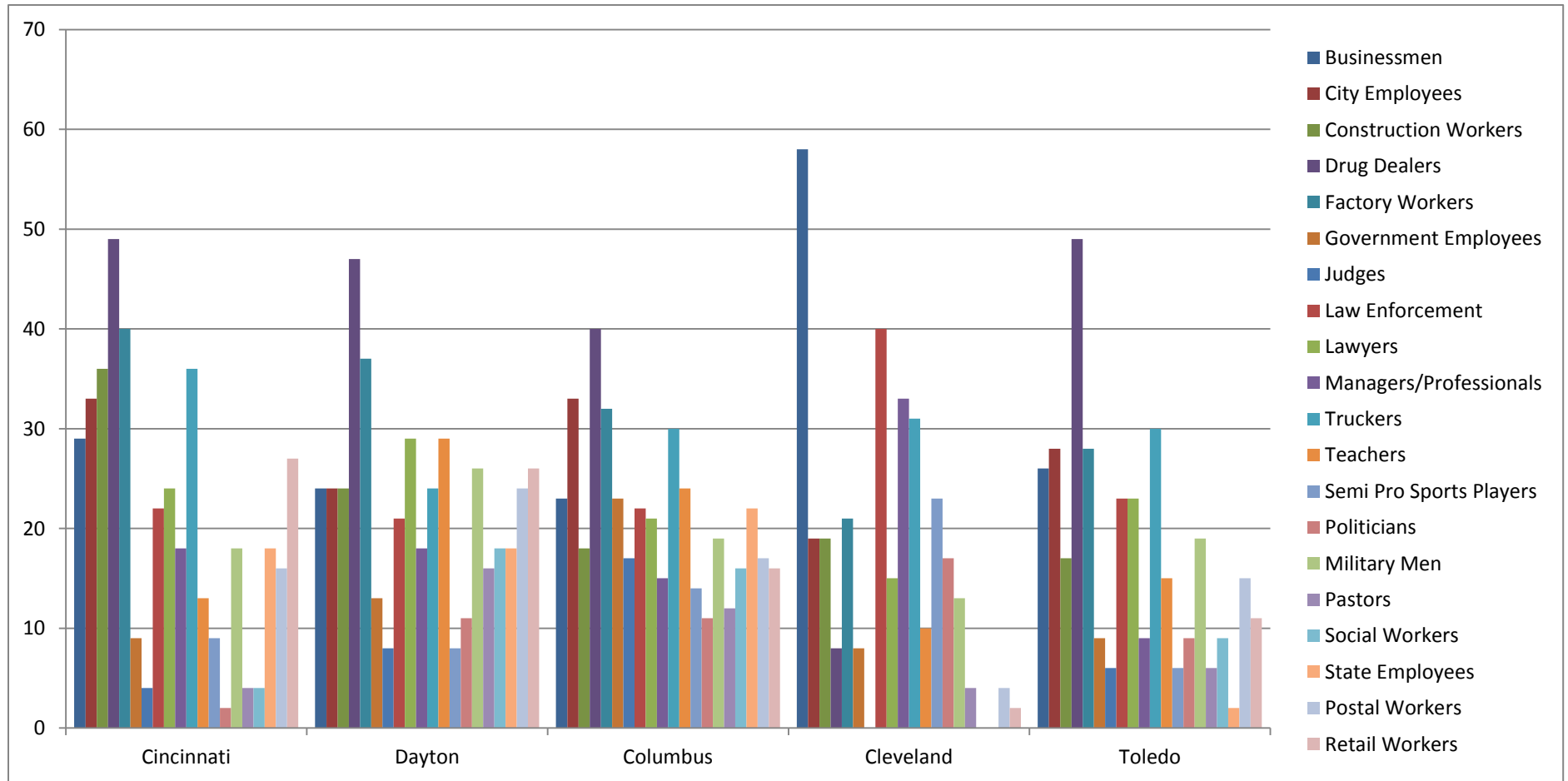
In percents

## Those Forced as Minors or Adults



In percents

## Purchasers of Sex by Ohio City



Includes reports from those involved in street level prostitution as well as those involved through manipulation or force.

### Study Limitations

Every study has limitations. This study is no different. The two most prominent limitations are provided. First, a large part of the study is based on retrospective data, which is limiting in that the researcher has to rely on the memories of study subjects. Data from memories are not the most accurate type of data to collect. Second, those victims who were, at the time of the study, being forced to work in other areas across the United States were not able to have an opportunity to be a part of the study. As such, the input of these victims may have altered the information provided. The remainder of this report focuses on assessment, interventions, and recommendations based on our findings.

# IMMEDIATE Assessment and Intervention for First Responders

In efforts to educate first responders and lay persons, researchers developed an acronym to assist would-be interveners to recognize child sex trafficking or high risk experiences of teens and intervene by reporting it.

## IMMEDIATE ASSESSMENT of HIGH RISK EXPERIENCES

- R** Runaway Runaway behavior was a statistically significant factor for vulnerable youth to come into contact with buyers, sellers, recruiters, and traffickers.
- E** Education Victims and those at high risk for sex trafficking may have difficulty in school with some eventually dropping out .
- S** Sexual Assault A statistically significant risk factor, rape was highly correlated with eventually becoming a victim of child sex trafficking.
- C** Court Appearances Court appearances, the intersection between being arrested (a statistically significant risk factor) and spending time in a juvenile detention facility (another significant risk factor and indicator that youth are at high risk for trafficking).
- U** Using drugs/alcohol. Although few youth reported being addicted to drugs and/or alcohol, the use of alcohol/drugs may place youth in proximity of buyers, sellers, and traffickers and may contribute to impaired reasoning thereby increasing the vulnerability of already high risk youth.
- E** Emotional Abuse This indicator was a statistically significant factor. This type of abuse may stem from parental figures or other adults who degrade, minimize feelings, criticize, verbally abuse, and/or repeatedly disapprove resulting in a lack of youth self esteem, self confidence, and self worth, and even more risky, impaired ability to trust their own perceptions.
- C** Child abuse/neglect Abuse may appear in the form of sexual abuse, physical abuse, emotional abuse or neglect.
- H** Homelessness Youth may or may not present themselves as homeless. They may have a home, but because of neglect or family problems they are still worried about where they will sleep or what they will eat on a daily basis.
- I** Influential Others New or old friends or family members engaged in selling themselves, selling others, or in buying sex are in proximity of potential victims.
- L** Loving Someone Much Older Youth at risk of trafficking may be “dating” much older men who first present themselves as caring and loving partners, but who manipulate or force victims into selling sex.
- D** Difficulty Making Friends Youth at risk of child sex trafficking may have a difficult time developing pro-social friendships.

In the event the intervener believes they have encountered a domestic minor sex trafficking victim, the intervener should then work to immediately divert the victim. Recommendations for immediate intervention are provided below:

## IMMEDIATE INTERVENTION

- D** Detect Detect the presence of high risk factors using the RESCUE CHILD assessment.
- I** Intervene Intervene by detaining the child long enough to respond.
- V** Value Value the child by recognizing her/his strengths and ability to survive their individual circumstances thus far
- E** Educate Educate the child about child sex trafficking and your responsibility to report for their own safety
- R** Report Call Child Protection and the Police
- T** Trafficking hotline 888-3737-888

## SERVICES

In the event the intervener believes they have a high risk youth, they should be provided with a place to call so that the youth may be referred for services. Services should involve the A, B, C., and D of treatment including:

- A** A completed “Assessment” Made
- B** Getting “Buy in” from the Youth
- C** Providing intensive “Case Management”
- D** Engaging the youth in “Diversion Programming” that involves trauma treatment and trauma informed care.

## Recommendations

Ohio has important assets as a result of the tireless efforts of those working to combat trafficking around the state. Progress includes the establishment of the Northwest Ohio Violent Crimes Task Force/Innocence Lost Initiative, the development of anti-trafficking coalitions located around the state, the development of programs focused on providing services to victims, the creation of the Ohio Attorney General's Human Trafficking Commission, the passage of Ohio's first stand-alone Anti-Human Trafficking Law and Safe Harbor law, and Governor's Human Trafficking Task Force.

Several high quality reports from committees of the Attorney General's Human Trafficking Commission have been generated to provide Ohio with a better understanding of trafficking and ways to prevent and intervene.

The Human Trafficking Commission has outlined best practice approaches for working with victims, outlined training plans for police officers and others, and is currently focusing on effective prevention and awareness campaigns.

However despite our progress, continued barriers remain that prevent Ohio from moving forward expeditiously. With regards to domestic minor sex trafficking victims in Ohio, the Research and Analysis Subcommittee of the Ohio Attorney General's Human Trafficking Commission offers the following recommendations to the Commission as a whole and to the Governor's Human Trafficking Task Force.

This grant was supported by the Department of Justice.

# Domestic Minor Sex Trafficking in Ohio

## Recommendation #1

Identify Child Trafficking as Child Abuse

Include Clear Mandates of Child Welfare’s responsibility to provide services for victims of child sex trafficking.

Educate the public on identification of psychological maltreatment and when to report this type of child abuse.

### Child Trafficking is Child Abuse

The research and analysis subcommittee recommends that child welfare be the primary agency involved in the lives of these youth, abused through commercial sexual exploitation. A clear message needs to be sent that Ohio understands the difference between a criminal and a victim. Child welfare is designed to provide services to abused youth and trafficking youth should fall under this definition.

Currently, Ohio’s child welfare mandate does not clearly define commercial sexual exploitation of a minor as child abuse. As a result, these high-risk youth do not receive comprehensive child welfare services specifically to address abuses related to trafficking.

### Example

See Florida’s Department of Children and Families Statute 39.01 under “Harm” for a good example of child welfare mandates. Also see Illinois

### Overall Abuse

44% reported being child victims of abuse

### Specific Abuse

40% were victims of sex abuse  
37% were victims of psychological maltreatment  
24% were victims of physical abuse

41% were victims of neglect, not knowing what they would eat or where they would sleep on a daily basis

## Recommendation #2

### Establish a Better Response to Ohio Youth who Run Away

#### Runaway youth are not throw away youth.

Youth who runaway are at great risk for child sex trafficking, as 63% of those that were trafficked in our sample were first runaways. Runaway behavior may be a sign of family distress, which increases the vulnerability of youth to be trafficked. Runaway behavior may place youth in the proximity of sellers, buyers, and traffickers at a time when youth are in need of a place to stay, food, or other basic needs. Further, youth who initially runaway of their own free will may become trafficking victims and lose the freedom to return home. Finally, for some victims the term “runaway” is a misnomer from the beginning of their absence, as they have been forced or coerced to leave.

For the most part, communities in Ohio and around the United States do not offer much in response to runaways. In large part police engage in passive enforcement where they do not actively or aggressively search for runaway youth. Social workers will engage in street outreach in search of homeless or runaway youth, but these efforts have been sporadic around the state, as they have been dependent upon inconsistent funding. In large part Ohio, like many other states “wait” for runaways to “run back” into their families or into our communities where they may or may not be provided services. Youth who runaway may also not be adequately informed about the options for shelter and, in some communities, safe spaces for youth are lacking. Services such as shelters, safe spaces, and family focused interventions are sporadic throughout the state, with segments of youth unaware of existing services.

#### Runaway Statistics

24% ran away once, a year or more before being trafficked. Statistically significant.  
28% ran away more than once, a year or more before being trafficked. Statistically significant.

An average of 11,000+ youth runaway in Ohio every year  
Only 38 children are currently listed on the NCMEC website

#### Recommendation

A program operated through the Ohio Attorney General’s office that communicates with the Polaris Project, National Center for Missing and Exploited Children, and law enforcement departments across Ohio should be in place. Those youth who are labeled a “runaway” should be entered into the database as usual. However, those that have been gone from home for at least 7 days should be moved into a high risk category called “CARD”, which stands for Child At-Risk Database. CARD youth should receive three services:

1. Pictures (when possible) and descriptions of the runaway youth placed on the Ohio Missing Children’s Clearinghouse website;
2. Printable posters sent to NCMEC, Polaris Project, and identified coalitions around the state; and
3. Access to the database should be provided to police departments throughout Ohio and to human trafficking coalitions.

## Recommendation #3

### Engage Schools in the Fight Against Child Sex Trafficking

#### Educate Teachers, Principals, School Nurses, Counselors, and Students

The education of teachers, principals, school nurses, and counselors is critical to the identification of victims and high risk youth. From our sample of 115 victims who entered the sex trade before the age of 18, none reported receiving assistance from a teacher. However, knowledgeable teachers are likely to recognize high risk factors and intervene, before a troubled child drops out of school.

*Mandated* education for youth in how to avoid victimization and how not to become a victimizer is needed to move toward prevention rather than reactive responses. Similar mandated education has been implemented around the state for dating violence. Sex trafficking poses as real of a danger as dating violence and youth should be equipped to understand the dangers of trafficking. In addition, males need to be sensitized at a young age on respect and how to avoid becoming the victimizer or a victim.

#### Train the trainer

Establish train the trainers for teachers, administrators and other school staff so that they can both recognize trafficking and high risk youth and also be able to integrate their knowledge base into the curriculum when needed. Although there has been progress within pockets of school districts, the majority of school districts in Ohio remain uneducated on the issue.



# Recommendation #4

## Establish Protocols that Identify Victims and Protocols that Divert High Risk Youth

**Identifying Trafficked Youth is reactive. Identifying both trafficked youth and high risk youth is proactive.**

The research and analysis subcommittee recommends that the State of Ohio develop protocols to have first responders educated to identify, not only victims of child sex trafficking, but learn to identify the early indicators of high risk youth. Identifying already trafficked victims is important, but training first responders to identify already trafficked victims is only a part of our responsibility. First responders in the field of social services, law enforcement, health care, and more should also be trained to identify those early indicators for those who are at high risk. Prevention through diversion should be a priority. Since there have been no interventions that have boasted effectiveness in treating victims, diversion before victimization is the best response. In identifying high risk youth and providing them with comprehensive assessments and interventions we will increase the probability of preventing victimization.

**Immediate Assessment for First Responders to identify Victims and High Risk Youth**

- R Runaway
- E Educational Problems
- S Sexual Assault
- C Court Appearances
- U Using drugs and/or alcohol.
- E Emotional Abuse
  
- C Childhood abuse and/or neglect
- H Homelessness
- I Influential Others.
- L Loving Someone Much Older
- D Difficulty Making Friends

**Immediate Intervention for  
First Responders to assist  
Victims**

- D Detect
- I Intervene
- V Value
- E Educate
- R Report
- T Trafficking hotline 888-3737-888

**First Responders to assist  
High Risk Youth**

A referral process is needed for First Responders

Providers responding to the referral should at minimum:

- A Provide an **Assessment**
- B Get “**Buy in**” from the Youth
- C Provide intensive **Case Management**
- D Provide **Diversio**n programming that involves trauma treatment and trauma informed care.

## Recommendation #5

### Reduce the Stigma related to Youth Victims

#### Within Organizations

We recommend the Governor’s Task Force take the lead in putting policies into place that help reduce the stigma of being a victim of child sex trafficking. This includes, but is not limited to, language used within agencies across Ohio. Victims should be referred to as “domestic minor sex trafficking victims” or “child sex trafficking victims” rather than “juvenile prostitutes” or “youth prostitutes”. Staff should have an understanding of the experiences of victims and utilize a victim centered approach when working with these youth.

#### Set the Tone. Establish the Framework for Engaging Victims

Practice Trauma Informed Care and Provide Trauma Informed Training to all staff. Domestic minor victims of sex trafficking have experienced extreme trauma and staff need training on how to provide the best services to victims. Without a proper approach victims may refuse to fully cooperate and interventions will suffer.

#### Across Organizations

Take the lead in how to work across organizations for the benefit of victims. All agencies should approach victims with the same knowledge and use the same language, skills and treatment. Consistency in treatment benefits victims.

## Recommendation #6

Focus on Arresting and Convicting Buyers. Create a clear and Transparent Database of Arrests and Convictions Related to Prostitution and Sex Trafficking.

**Identify the role that customer's play in the commercial sex industry.**

Local and state government can no longer ignore the role that demand plays in the commercial sex industry and sex trafficking. Buyers, who are fueling the profit for traffickers, need to be arrested and convicted as they play a central role in sex trafficking.

**Buyers of those involved in prostitution**

The misdemeanor crime of prostitution provides a gateway and opportunity for the more serious crime of sex trafficking. By the very nature of prostitution, buyers are more prevalent than sellers. Yet in some communities in Ohio, sellers are arrested more than 90% of the time. When buyers are arrested, it is common practice for the buyer to plead down to disorderly conduct where they escape having the conviction on their record and receive a lesser penalty. State protocols should enforce standard mandatory charges for those who purchase sex. To arrest the problem, we need to arrest both buyers and sellers.

A sense of fairness is needed. First time buyers are offered "john school" in some cities in Ohio. This option should be available for sellers as well.

We recommend the Ohio Attorney General's Office monitor the number of buyers arrested in comparison to the number of sellers. A transparent process via an annual report identifying the arrest rates for sellers and buyers in each community in Ohio should be provided and accessible to the general public. Those communities that continue to provide a severely skewed approach to decreasing prostitution by disproportionately arresting sellers will be exposed. Human trafficking coalitions may intervene and demand changes from their local police departments.

**Buyers of Sex Trafficking Victims**

Buyers of victims are committing a felony in Ohio. We recommend the Ohio Attorney General's Office monitor all human trafficking arrests and convictions and develop an annual report that is accessible to the general public. Making demand a central component of responding to sex trafficking is critical. Using customers as witnesses against traffickers during prosecutions may allow the customer to receive immunity or a reduced sentence in exchange for their testimony. This practice sends the wrong message and should be frowned upon in the State of Ohio.