





13

13











5132

POLICE

POLICE INTERCEPTOR

GE

CAUTION









POLICE





911

BEER
BARK

LOT







OHIO
103YNL
CITY

5136

BPD

DIAL 911

FLEX FUEL AWD













TIRE AND LOADING INFORMATION

TIRES	LOADING CAPACITY
235/75R17.5	10,000 LBS (4,536 kg)
245/75R17.5	10,000 LBS (4,536 kg)
275/70R17.5	10,000 LBS (4,536 kg)
275/65R17.5	10,000 LBS (4,536 kg)
275/60R17.5	10,000 LBS (4,536 kg)
275/55R17.5	10,000 LBS (4,536 kg)
275/50R17.5	10,000 LBS (4,536 kg)
275/45R17.5	10,000 LBS (4,536 kg)
275/40R17.5	10,000 LBS (4,536 kg)
275/35R17.5	10,000 LBS (4,536 kg)
275/30R17.5	10,000 LBS (4,536 kg)
275/25R17.5	10,000 LBS (4,536 kg)
275/20R17.5	10,000 LBS (4,536 kg)
275/15R17.5	10,000 LBS (4,536 kg)
275/10R17.5	10,000 LBS (4,536 kg)
275/5R17.5	10,000 LBS (4,536 kg)



Always use proper tie-down technique. For more information, see the vehicle's load capacity and distribution (LCD) label.
























5 4 3 2 METRIC 1



1 METRIC 2 3 4 5 6 7

2



2

METRIC

2

3

4

5

6

7



