



**Ohio Attorney General's Office**  
**Bureau of Criminal Investigation**  
Investigative Report



2022-2918

Officer Involved Critical Incident - 500 West Hopocan, Barberton, OH  
44203

**Investigative Activity:** Review of Personnel, Firearm, Training and OPOTC Records  
**Involves:** Officer [REDACTED] # [REDACTED] (S)  
Barberton Police Department (O)  
**Activity Date:** January 12, 2023  
**Activity Location:** BCI - 4055 Highlander Parkway, Richfield, Ohio 44286  
**Authoring Agent:** Special Agent Todd A. Clark #139

**Narrative:**

On Thursday, January 12, 2023, Ohio Bureau of Criminal Investigation (BCI) Special Agent (SA) Todd Clark (Clark) reviewed the personnel file, training records and Ohio Peace Officer Training Council (OPOTC) records for Barberton Police Officer [REDACTED] # [REDACTED] ([REDACTED]). The personnel, training and firearms records were provided to SA Clark by Barberton Police Sergeant Ben Knorr on December 28, 2022. The personnel, training and firearms records consisted of four PDF files labeled [REDACTED] Personnel File (63 pages), [REDACTED] Firearms Qualifications (59 pages), [REDACTED] Firearm Training (85 pages) and [REDACTED] Training Files (98 pages).

SA Clark noted the following items during a review of the documents:

[REDACTED] Personnel Files

- Pages 4-6:  
Reports which documented a use of force on a subject who was resisting arrest. A disposition on the incident was not documented in the personnel file.
- Pages 22-24:  
Reports which documented a use-of-force incident on a subject who was resisting arrest. A disposition on the incident was not documented in the personnel file.
- Page 49:  
Appointment letter dated September 21, 1999, which documented [REDACTED] appointment to a permanent patrol officer position with the Barberton Police Department effective September 21, 1999.

This document is the property of the Ohio Bureau of Criminal Investigation and is confidential in nature. Neither the document nor its contents are to be disseminated outside your agency except as provided by law - a statute, an administrative rule, or any rule of procedure.



**Ohio Attorney General's Office**  
**Bureau of Criminal Investigation**  
 Investigative Report



2022-2918

Officer Involved Critical Incident - 500 West Hopocan, Barberton, OH  
 44203

- Pages 54-55:  
 Oath of Office for ██████ dated September 21, 1998, and appointment letter dated September 21, 1998.

██████ Firearms Qualifications

- Page 2:  
 ██████ qualified with his service weapon (Smith and Wesson, Military and Police [M & P], 45 caliber handgun, Serial Number: ██████ on September 26, 2022.

██████ Firearms Training

- A review of the file did not reveal any additional information relevant to this investigation.

██████ Training Files

Page 1 is the title page. Pages 2 and 3 were a list of training classes attended by ██████ Pages 5-98 were copies of the attendance and completion certificates for the training classes listed on page 2 and page 3. The following training items were noted:

- Page 2:  
 BPD In-Service Training      *Taser X26 User Certification* (July 2004)  
 OPOTA                              *Practical Application of Force* (Nov. 2017)
- Page 3:  
 OPOTA                              *Practical Application of Force* (Nov. 2017)  
 Police One Academy      *De-escalation and Reasonable Use of Force* (May 2021)  
 OPOTA                              *Critical Thinking in Use of Force Situations* (Aug. 2022)  
 OPOTA                              *Use of Deadly Force and Legal Guidelines* (Aug. 2022)

On January 13, 2023, SA Clark conducted a search of the Ohio Police Officer Training Academy Active Officer Portal for OPOTC information for ██████ The search revealed the following information which was pertinent to this investigation:



**Ohio Attorney General's Office**  
**Bureau of Criminal Investigation**  
Investigative Report



2022-2918

Officer Involved Critical Incident - 500 West Hopocan, Barberton, OH  
44203

- Appointment History
  - [REDACTED] was appointed to the Barberton Police Department as a full-time officer on September 21, 1998.
- Basic Academy Records
  - [REDACTED] attended the Medina County Law Enforcement Training Academy and received his certificate on June 26, 1996. [REDACTED] also attended the Medina County Sheriff's Training Academy and received his certificate on February 21, 1997.
- OPOTA Advanced Training Records
  - Policing in the 21st Century: Use of Force and De-Escalation Webcast (Jan. 2016).

On January 18, 2023, SA Nick Valente received an email with an additional PDF file (10 pages) from Arturo DeLeon of OPOTC. A review of the PDF revealed nothing of additional value to this investigation.

The PDFs and OPOTC records were attached to the report for review.

**Attachments:**

1. [REDACTED] Personnel File
2. [REDACTED] Firearms Qualifications
3. [REDACTED] Firearms Trainings
4. [REDACTED] Training Files
5. OPOTC Records Database - [REDACTED]
6. 2023-01-18 Email OPOTC Records - [REDACTED]
7. [REDACTED] [REDACTED] OPOTA File - DeLeon



**CONFIDENTIAL**  
*Personnel* **ENVELO-FILE®**

YEARS OF SERVICE

1	2	3	4	5	6	7	8	9	10	11	12	13	14	15	16	17	18	19	20	21	22	23	24	25	over 25
---	---	---	---	---	---	---	---	---	----	----	----	----	----	----	----	----	----	----	----	----	----	----	----	----	---------

DATE OF BIRTH: 12/10/69 SEX: M  F  SOCIAL SECURITY NUMBER:

DOCUMENTATION COMPLETED: YES  NO

EDUCATION: GRADE SCHOOL  HIGH SCHOOL  COLLEGE  SPECIAL TRAINING

POST EMPLOYMENT EDUCATION/TRAINING

COMPANY TRAINING

STATUS: FULL TIME  PART TIME  TEMPORARY  PRINT EMPLOYEE'S NAME ON TAG

ADDRESS: Douglstown Oh 4423

CITY \_\_\_\_\_ STATE \_\_\_\_\_ ZIP \_\_\_\_\_ TELEPHONE \_\_\_\_\_

ADDRESS NO. STREET \_\_\_\_\_

CITY \_\_\_\_\_ STATE \_\_\_\_\_ ZIP \_\_\_\_\_ TELEPHONE \_\_\_\_\_

ADDRESS NO. STREET \_\_\_\_\_

CITY \_\_\_\_\_ STATE \_\_\_\_\_ ZIP \_\_\_\_\_ TELEPHONE \_\_\_\_\_

ADDRESS NO. STREET \_\_\_\_\_

CITY \_\_\_\_\_ STATE \_\_\_\_\_ ZIP \_\_\_\_\_ TELEPHONE \_\_\_\_\_

IN EMERGENCY NOTIFY NAME \_\_\_\_\_

ADDRESS NO. STREET \_\_\_\_\_ CITY \_\_\_\_\_ STATE \_\_\_\_\_ ZIP \_\_\_\_\_ TELEPHONE \_\_\_\_\_

**EMPLOYMENT HISTORY**

DATES FROM	TO	POSITION	DEPARTMENT	RATE OF PAY		GRADE OF WORK	REASON FOR CHANGE OR TERMINATION
				AMOUNT	PER		
		<i>Police Officer</i>					



Vince Morber

File 

**From:** Vince Morber  
**Sent:** Friday, October 7, 2022 10:41 AM  
**To:** [REDACTED]; Max Cameron; James Dawson  
**Cc:** Jeff Donley; Brian Davis; Jon Gibbs (JGibbs@cityofbarberton.com); Ryan Sauriol; Chris White  
**Subject:** RE: [EXT] Thank you for your officers  
**Attachments:** DOA on 15th St NW.pdf

Referenced call report attached.

---

**From:** Vince Morber  
**Sent:** Friday, October 7, 2022 10:40 AM  
**To:** [REDACTED]; Max Cameron; James Dawson  
**Cc:** Jeff Donley; Brian Davis; Jon Gibbs (JGibbs@cityofbarberton.com); Ryan Sauriol; Chris White  
**Subject:** FW: [EXT] Thank you for your officers

[REDACTED] Max and Jim,  
Thank you for your kinds words and caring manner on this call.  
You helped a mother through the worst event that can happen to her.  
She won't remember exactly what all you did – but she will never forget how you made her feel.  
You represented BPD in the most exemplary fashion.  
I am very proud of each of you and truly appreciate the work and dedication to helping others that you showed.  
On this day and every day – you guys truly make a positive difference in people's lives.  
Sincerely,  
Chief

---

**From:** Judy Konya <judykonya@live.com>  
**Sent:** Thursday, October 6, 2022 2:19 PM  
**Subject:** [EXT] Thank you for your officers

Dear Chief,  
Yesterday was the worst day of my life. I had to go to the police department and ask for a welfare check on my son and he was found in his apartment deceased. I don't know the names of the officers who helped me, there were a few. They were from start to finish the nicest and most respectful and compassionate people.  
I just want to let you know that you have some great guys there.  
My son was Roger Yackee. I am forever grateful for them.  
Sincerely,

*Judy & Rob Konya*

Judy Konya  
330-328-6072

# CAD Call Report

10/07/2022

Page 1 of 1

Call ID: 2222780109

Date: 10/05/2022

Time: 11:30:51

Received: WALK IN

Code: 67

Type: MISSING PERSON

Dispo: REPORT ASSGND

Entry ID: romicha

Address: 73 15 ST NW	Apt: 1/2
Location:	City: BARBERTON

Comments:

(10/5/2022 11:31:04 By: romicha) E WALK IN REF MP ROGER YACKEY  
 (10/5/2022 11:46:45 By: romicha) CHECKED WITH BCH AND NOT AT CITY, ST THOMAS, WADSWORTH  
 (10/5/2022 11:50:31 By: romicha) B10 ATTEMPTING TO MAKE ENTRY. START RESCUE  
 (10/5/2022 12:00:50 By: romicha) 11:53:31 by romicha) CHECKED WITH AGMC. NOT THERE  
 (11:55:04 by romicha) B10 SEE IF CAN FIND LANDLORD INFO, HAD TO BREACH BACK DOOR  
 (10/5/2022 12:01:19 By: romicha) POSS FOUND OWNER AND LEFT MESSAGE  
 (10/5/2022 12:01:26 By: romicha) B10 FOUND OWNER AND WAS ADVISED  
 (10/5/2022 12:03:15 By: hshields) REPORT TAKEN  
 (10/5/2022 12:18:03 By: romicha) (12:17:36 by mcolgate) 1131 CLR, M.E'S OFFICE WILL BE ENRT  
 (10/5/2022 13:05:14 By: romicha) B55 OUT WITH M.E.  
 (10/5/2022 13:40:24 By: mcameron) REPORT TAKEN

PNum: 202203672

FNum:

ENum:

MABAS: 1111

<u>Caller Info:</u>			
Last Name:	First Name:	MI:	
Street#: 0	Street Name:	Apt:	
City:	Phone:		

Units On Call Times

Unit #	Sub Id	Disp	Enroute	OnScene	Cleared	IN AREA	WITH PT	TO HOSPITAL	AT HOSPITAL	CLEAR HOSP	DISP/OS
B10		11:50:22		11:50:09	12:19:35						
E	W/S-17	11:31:38	11:31:38	11:31:41	12:03:16						
B55	ALL-16	11:42:47		11:50:11	13:40:25						



# CITY OF BARBERTON POLICE DEPARTMENT

CITY OF BARBERTON  
POLICE DEPARTMENT  
576 WEST PARK AVENUE  
BARBERTON, OH 44203  
Phone: (330)848-6701  
Fax: (330)848-6655

## Incident Report

<b>Incident #</b> 202202866	<b>Primary Charge</b> 9		
<b>Incident Information</b>			
<b>Call Type</b> SUSPICIOUS PERSON	<b>CFS #</b> 2222180084		
<b>Incident Loc.</b> 211 3 ST NW BARBERTON LAKEVIEW UNITED METHOL	<b>Zone</b> BDT		
<b>Report Date</b> 08/06/2022	<b>Occurred Between:</b>		
<b>Supervisor</b> B12 JONATHAN GIBBS	<b>First Date</b> 08/06/2022 <b>Time</b> 11:07		
<b>Unit on Scene</b> W/S-17	<b>Last Date</b> 08/06/2022 <b>Time</b> 11:07		
<b>Reporting</b> B12 JONATHAN GIBBS	<b>Citation #</b>		
<b>Assigned</b> [REDACTED]	<b>Jurisdiction</b> BARBERTON PD		
<b>Approved By</b> JONATHAN GIBBS	<b>Date</b> 08/06/2022		
<b>Clearance</b> F - CLEARED BY ARREST - ADULT			
<b>Dispatch Times</b>			
<b>Received</b> 11:07	<b>Dispatched</b> 11:10		
<b>Arrived</b> 11:14	<b>Cleared</b> 12:12		
	<b>Total</b> 1:05		
<b>Incident Charges</b>			
<b>Charge</b> Criminal Trespass	<b>ORC</b> 2911.21	<b>Degree</b> M4	<b>Disposition</b>
<b>Case #</b>	<b>Ticket #</b>	<b>Court Date</b>	
<b>Charge</b> Resisting Arrest - causing physical harm to law enforcem	<b>ORC</b> 2921.33B	<b>Degree</b> M1	<b>Disposition</b>
<b>Case #</b>	<b>Ticket #</b>	<b>Court Date</b>	
<b>Charge</b> Disorderly Conduct	<b>ORC</b> 2917.11	<b>Degree</b> M4	<b>Disposition</b>
<b>Case #</b>	<b>Ticket #</b>	<b>Court Date</b>	
<b>Charge</b> Drug Paraphernalia	<b>ORC</b> 2925.14	<b>Degree</b> M4	<b>Disposition</b>
<b>Case #</b>	<b>Ticket #</b>	<b>Court Date</b>	

Incident # 202202866

Primary Charge 9

Charge

ORC

Degree

Disposition

Possession of Drugs\_marijuana

2925.11C3

MM

Case #

Ticket #

Court Date

Incident Property

Make

Model

Item

Drug Qty/UOM

Dispo

Value

DRUG PARAPHERNALIA

\$1.00

EV

MARIJUANA PIPE TO BE DESTROYED

MARIJUANA

1.50 GM

\$0.00

EV

1.5 GRAMS OF MARIJUANA TO BE DESTROYED

Incident Names

Entry Type

Person Name

Alias

DOB

ARA

MORLAN

ROBERT

J

04/26/1962

Addr

HOMELESS

BARBERTON

OH

44203

Phone1

Sex

M

Race

W

Hgt

6

2

Wgt

250

Hair

BRO

Eyes

GRN

Phone2

Employer

Employer Phone

Occupation

SMT

Entry Type

Person Name

Alias

DOB

PRP

BACH

CYNTHIA

E

02/11/1965

Addr

211

3 ST NW

BARBERTON

OH

44203

Phone1

Sex

F

Race

W

Hgt

5

4

Wgt

124

Hair

BRO

Eyes

BRO

Phone2

Employer

LAKEVIEW UNITED METHODIST CHURCH

Employer Phone

Occupation

SMT

Entry Type

Person Name

Alias

DOB

VIC

LAKEVIEW UNITED M

Addr

211

3 ST NW

BARBERTON

OH

44203

Phone1

Sex

Race

Hgt

0

0

Wgt

0

Hair

Eyes

Phone2

Employer

Employer Phone

Occupation

SMT

Entry Type

Person Name

Alias

DOB

VIC

GIBBS

JONATHAN

A

10/29/1986

Addr

576

W PARK AV

BARBERTON

OH

44203

Phone1

Sex

M

Race

W

Hgt

5

11

Wgt

200

Hair

BLK

Eyes

BRO

Phone2

Employer

CITY OF BARBERTON

Employer Phone

(330)745-2181

Occupation

POLICE OFFICER

SMT

Investigative Report

Bach is a volunteer at Lakeview United Methodists church she called police today about an unwanted patron, Robert, being on the property. Robert had previously been told he was not welcome back at the church due to a theft incident and multiple people told Robert to leave today but he refused. When I arrived on scene Robert was being confrontational with other volunteers and individuals at the church. I advised Robert he was not welcome at the church and told him to leave. Robert continued to yell at everyone including police and refused to leave. I told Robert he was under arrest and attempted to place him in handcuffs Robert quickly ran away from my grasp and then turned to square up with me. At this point I held Robert at taser point and requested for additional officers. Robert attempted to swing at me and struck my hands holding the taser. Robert continued to yell at myself and everyone in the church repeatedly screaming profanities and making threatening statements to the patrons and volunteers. When unit # [redacted] arrived on scene I again told Robert he was under arrest and attempted to handcuff him. Robert turned to run away at which point he tripped over a wheeled cart causing Robert and myself to fall to the ground. Once on the ground Robert continued to resist officers attempt to arrest him by twisting and kicking and grabbing at officers. I used several open hand strikes to major muscle groups to gain compliance from Robert but they had no effect. Unit # [redacted] attempted to drive stun Robert at which point Robert began kicking Unit # [redacted] I deployed my taser and both probes made contact with Roberts back and were effective temporarily, but Robert's twisting caused one of the lead wires to break and Robert again began kicking and grabbing at officers. I attempted to driver stun Robert several more times while he was kicking on the ground and twisting and turning the stuns were in-effective. Robert grabbed my hands and tried to pull the taser from them which caused the taser to spark and effectively drive stunned me. Unit # [redacted] drive stunned Robert which caused him to release grip on my taser and I was able to regain control of it. Robert then attempted to grab unit # [redacted] taser, I made several strikes to major muscle groups on Robert in an attempt to stop him from grabbing at taser and to gain control of his movement to arrest him. Robert was eventually secured in handcuffs and arrested for DOC, criminal trespass and resisting arrest.

As a result of the altercation I sustained several small laceration to my left and right hands as well as a contusion to my right forearm.

Medics were called to the station to remove the taser probes from Robert's back and photographs were taken of Robert and mine injuries.

The listed marijuana and drug paraphernalia were located in Robert's Property after his arrest. They were tagged into evidence to be destroyed.

Reporting Officer	<input type="text"/>	Date	<input type="text"/>
Supervisor	<input type="text"/>	Date	<input type="text"/>
Final Approval	<input type="text"/>	Date	<input type="text"/>



Unit [redacted] file

Unfounded Complaint

on Unit # [redacted]

Children Complaint from Anthony Rumph involving report # 202200004.

[redacted] came to the station with a male that was only referred to as her report a Domestic incident that had happened earlier in the overnight her current live in boyfriend Alex Pike. Ptl. Shields was dispatched to the station to meet with her. The report # 202200004, documenting the incident and the follow up as later that morning a call came in from the Circle K at 344 5 St NE pertaining to this incident, is attached.

**INTER-DEPARTMENT MEMO:**

TO:  
FROM:

Barberton, Ohio

Date: 1/12/22

For complaint file.

Investigated by Donley.

Did nice job.

People didn't like the answer from him.  
LT. Dawson reviewed. HUNG up on him.

He concurred.

No further action required or necessary.

Copy put in Unit [redacted]'s file.

He didn't do anything wrong.

- Around the 13 min 30 sec. mark - Alisha makes a statement about being intoxicated this morning.

To: Lt. Dawson #10

From: Sgt. Donley #20

Ref: Citizen Complaint Form from Anthony Rumph involving report # 202200004.

Synopsis:

On 01/01/2022 Alisha Rumph came to the station with a male that was only referred to as her baby's daddy. Alisha was here to report a Domestic incident that had happened earlier in the overnight hours at 388 Jefferson Av. involving her current live in boyfriend Alex Pike. Ptl. Shields was dispatched to the station to meet with her. The report # 202200004, documenting the incident and the follow up as later that morning a call came in from the Circle K at 344 5 St NE pertaining to this incident, is attached.

On the morning of 01/11/2022 I came in and found a written Citizen Complaint Form had been left for me. The complaint had been made by Anthony Rumph the brother of Alisha Rumph. Anthony was one of the two brothers that came to the Circle K later in the day to confront Alex Pike about the domestic incident.

The first portion of the written complaint is about how Anthony believes the Domestic call was not handled properly by Ptl. Shields and that Alex should have been arrested. After reviewing the report and watching Ptl. [REDACTED] BWC there is not a question in my mind that there was not enough evidence to make an arrest, it came down to a he said/she said situation with no evidence or witnesses present. Ptl. [REDACTED] even took the added step of consulting with Prosecutor's Office and no charges were authorized. There were some notable remarks/actions that I observed when watching the two BWC videos from Ptl. [REDACTED]

In the 1<sup>st</sup> video taken at the station for the initial incident

- Around the 15 min 10 sec. mark – the male who brought Alisha to the station and was only identified as her Baby's Daddy asks to see the inside of her lip where she claims there is injury. When Alisha shows him he comments about the mark looking like a piercing.

In the 2<sup>nd</sup> video taken at the Circle K

- Ptl. [REDACTED] interviews Alex Pike about the domestic incident. Mr. Pike gives a conflicting versions of events.
- Around the 12 min 50 sec. mark- Ptl. [REDACTED] explains to the entire family what is happening , there are conflicting stories and that he will still consult a prosecutor.
- Around the 13 min 30 sec. mark – Alisha makes a statement about being intoxicated this morning.

- Around the 15 min 30 sec. mark – The family is questioning Alisha about not filling out a written statement when she was at the station in the morning. She responds that she was too drunk to write.

In the second portion of the complaint Anthony alleges that he followed Ptl. [REDACTED] to Alex Pike's house in order to speak with Ptl. [REDACTED] about the incident. He continues that before he could get out of his vehicle Ptl. [REDACTED] began yelling at him and threatening to arrest him just because he said so and that Ptl. [REDACTED] made him feel unsafe.

From watching the entire 2<sup>nd</sup> video of Ptl. [REDACTED] it is apparent that there is tension between Alisha's family and Pike and that they should be separated. Ptl. [REDACTED] drives Pike home and is letting him out of the vehicle when he is surprised to see Anthony pull up behind them and approach them.

In the 2<sup>nd</sup> video taken at the Circle K


-Around the 24 min 40 sec. mark – Anthony arrives as Ptl. [REDACTED] is letting Alex Pike out of the back seat of the cruiser. Ptl. [REDACTED] asks the Anthony what he needs and Anthony responds that he is there to talk to Alex Pike. Alex gets back in the car and Ptl. [REDACTED] approaches Anthony and tells him that Alex does not want to talk to him and he needs to leave or go to jail. It was apparent that Ptl. [REDACTED] intentions were to keep the peace and he explained to Anthony that he had no reason to be there other than to cause issues with Alex Pike who did not want to talk with him.

On 01/11/2022 around 1145 hrs. I called the number that Anthony had left on the complaint form [REDACTED] from the OIC office phone to discuss this with him. A lady that identified herself as Anthony's mother answered and stated that he was not there but that she would give him a message that I called. Around 1300 hrs. Anthony called dispatch and I returned the call from the OIC office. As I was talking to Anthony it became clear that his mother was also on the line. I informed both of them that if Alisha had any questions about the case she could contact us and we would discuss it with her. I told them that I reviewed the report and BWC of Ptl. [REDACTED] and I was very confident that he performed a proper and complete investigation including consulting with the prosecutor's office and coming to a proper conclusion in the case. I then brought up the second part of the complaint, I advised them that one of our functions is to keep the peace and from watching the BWC of Ptl. [REDACTED] that certainly appeared to be what he was doing. They shifted the conversation to another issue that had nothing to do with the outcome of the case and when that was dispelled they then shift the conversation to another aspect. It became apparent that no matter what I said to them it was not going to be enough and as I continued to try and talk about this one or both of them decided to hang up the phone on me.



Conclusion:

Ptl. [REDACTED] investigated this Domestic Violence call to the full extent possible. At the end of the investigation there were conflicting stories, a lack of physical evidence and a witness that was woken up by arguing but did not witness any physical altercation and could not say what had happened. After coming to the station and then leaving without filling out a statement Alisha then apparently told her family her side of the incident and they came to confront Alex Pike about it. Ptl. [REDACTED] with the help of Ptl. Green kept the peace and worked through getting everyone away from each other. I believe this complaint to be unfounded.



Sgt. J.M. Donley #20

Submitted: 01/12/2022



BARBERTON POLICE DEPARTMENT

Citizen Complaint Form

Name: Anthony Rumph Phone# [REDACTED]

Address: \_\_\_\_\_

Date/Time of Incident: 01-01-22

Location of Incident: 388 Jefferson Ave

Name/I.D. Number/Cruiser Number of Officers involved:  
[REDACTED] B [REDACTED]

Narrative: (Please be specific)

I was called to my sister's residence about a domestic dispute between her and her live in boyfriend. So after the officer took both side of the story he proceeds to put mr pike into the back of the cruiser then take him home no arrest was made because he said their wasn't any proof but the ladies phone is broken, has scratches on her neck, and her lip is swollen. So I pulled my car around the corner to talk to the officer about it but before I got out the car he threatening me saying I was going to jail because he said so. I don't agree with the way he investigated the whole situation and he made me not feel safe.

Attach additional pages, if necessary

O.R.C. 2921.15 (B) "No person shall knowingly file a complaint against a peace officer that alleges that the peace officer engaged in misconduct in the performance of the officer's duties if the person knows that the allegation is false. Violation of this section is a misdemeanor of the first degree."

[Signature]  
Signature of Complainant  
1-10-22  
Date

[Signature]  
Complaint Received by  
1/11/2022  
Date

# CITY OF BARBERTON POLICE DEPARTMENT

CITY OF BARBERTON  
POLICE DEPARTMENT  
576 WEST PARK AVENUE  
BARBERTON, OH 44203  
Phone: (330)848-6701  
Fax: (330)848-6655

## Incident Report

<b>Incident #</b>	202200004	<b>Primary Charge</b>	10D
<b>Call Type</b>	DOMESTIC	<b>CFS #</b>	2220010047
<b>Incident Loc.</b>	388 JEFFERSON AV BARBERTON	<b>Zone</b>	BE
<b>Report Date</b>	01/01/2022	<b>First Date</b>	01/01/2022
<b>Supervisor</b>	B20 JEFFERY DONLEY	<b>Time</b>	03:00
<b>Unit on Scene</b>	N/E-17	<b>Last Date</b>	01/01/2022
<b>Reporting</b>	E [REDACTED]	<b>Time</b>	03:45
<b>Assigned</b>	E [REDACTED]	<b>Citation #</b>	
<b>Approved By</b>	JEFFERY DONLEY	<b>Jurisdiction</b>	BARBERTON PD
<b>Clearance</b>	J - CLOSED	<b>Date</b>	01/02/2022
			J

<b>Received</b>	<b>Dispatched</b>	<b>Arrived</b>	<b>Cleared</b>	<b>Total</b>
07:53	07:54	00:00	09:00	1:06

<b>Charge</b>	Domestic Violence	ORC	Degree	Disposition
<b>Case #</b>		2919.25	M1	
<b>Ticket #</b>			<b>Court Date</b>	
<b>Charge</b>	Criminal Damaging/Endangering	ORC	Degree	Disposition
<b>Case #</b>		2909.06		
<b>Ticket #</b>			<b>Court Date</b>	

Make	Model	Item	Drug Qty/UOM	Dispo	Value
UNKNOWN		CELL PHONE			
DM		BUSTED CELL			\$1,000.00

Officers were called back later in the day by Alex. Alex was calling from the Circle K on 5 St NE from the dairy cooler. Alex stated that Alisha's brothers were attempting to assault him. Upon our arrival Alex was coming out of the store and Alisha's family was in the parking lot.

I had Ptl Green go talk to the brothers and I talked to Alex. Alex stated that Alisha came to the house to get her belongings from the house. Alex states that Alisha told him that she wanted the money that he owed her. Alex states that he walked up to Circle k to get the money out of the ATM for Alisha. Alex states that Alisha's brothers followed him and attempted to confront him about the earlier domestic. Alex states he ran into the dairy cooler to get away from Alisha's brothers.

I asked Alex what happened between Alisha and him last night. Alex states that Alisha came home drunk last night and fell down the stairs. Alex states that Alisha proceeded to go into the bedroom after she fell. Alex states that Alisha's phone kept ringing so he picked it up and a guy was on the phone. Alex stated that after the guy called he decided to go through her phone. Alex states that he saw texts on her phone about her cheating on him. Alex states that he went into the bedroom to confront Alisha about the texts. Alex states that Alisha grabbed her phone and smashed it and said where's the evidence now?

Alex denies ever hitting Alisha and said if she had any injuries they occurred when she fell down the steps. Alex states that they continued to argue until Alisha left the residence. Alex showed me a video of him and Alisha arguing. On the video you can hear Alisha accuse Alex of hitting her in the mouth. In the video you can hear Alisha admitting to falling down the steps. Alisha never admits that any injury to her lip came from falling down the steps.

Kevin is the owner of the residence and roommates with Alisha and Alex. Kevin states that he came home around 0400 hrs from work and went to bed. Kevin states that about 20 minutes later he was awakened by Alex and Alisha arguing. Kevin states that he never saw any physical altercation between the two. Kevin states that he did see that Alisha's phone was smashed but didn't know how it happened. Kevin states that Alisha told him her side of the story and then left to go to Akron.

I will talk to the prosecutor on Monday to see if charges should be filed.

Addendum: ■

I spoke with prosecutor Banberry and she felt there wasn't enough for charges. I attempted to contact the victim to see if she remembered anything else from the night. The phone went to voice mail and it wasn't set up.

Reporting Officer		Date	
Supervisor		Date	
Final Approval		Date	

# Chiefs Daily Briefing By Agency

Date Range 1/1/2022 to 1/1/2022

Agency: BARBERTON To BARBERTON

Date/Time	Call Code/Type	Address	Alt Location	Units Dispatched	PNum	CFS	Dispo
06:51:12	Narrative						
<p>(1/1/2022 06:51:38 By: dselman) West warehouse door in plant 1.            (1/1/2022 06:58:13 By: dselman) Spoke with Bob Sherrod. He is there and there are people working.            (1/1/2022 07:09:05 By: jdonley) ASST 47            (1/1/2022 07:24:03 By: rmingle) everything is okay</p>							
1/01/22	OOS OUT OF SERVICE - POLICE	576 W PARK AV BSMT	BARBERTON POLICE / E			2220010044	CLEAR
07:01:12	Narrative						
<p>(1/1/2022 07:14:24 By: ) SIA</p>							
1/01/22	FI MEDICAL	82 BROWN ST		1111		2220010045	NON TRANS
07:08:19	Narrative						
<p>(1/1/2022 07:08:43 By: romicha) MALE HAVING UPPER CHEST PAINS, DIZZY, LIGHT HEADED            (1/1/2022 07:09:19 By: romicha) HAS TINGLING IN LEFT ARM            (1/1/2022 07:10:15 By: romicha) NEG PPPE            (1/1/2022 07:10:19 By: romicha) USE FRONT DOOR            (1/1/2022 07:25:58 By: dselman) 1111-Patient refusal.</p>							
1/01/22	DOMESTIC VIOLENCE			B		202200004 2220010047	DOMESTICT
07:53:06	Narrative						
<p>(1/1/2022 07:53:20 By: dselman) Walk in. Report on domestic violence.            (1/1/2022 09:05:56 By: ) REPORT TAKEN ALISHA LEFT THE STATION WITHOUT FILLING OUT A STATEMENT. A MESSAGE WAS LEFT FOR ALEX TO CALL ME ABOUT THE INCIDENT</p>							
1/01/22	9 SUSPICIOUS PERSON	130 5 ST SE	ALPETER BUILDING	B20, B36		2220010050	ADVISED
08:36:02	Narrative						
<p>(1/1/2022 08:36:24 By: dsimes) MALE SLEEPING IN THE LIBRARY. APPEARED TO HAVE CAME IN LAST NIGHT.            (1/1/2022 08:36:32 By: dsimes) B/M WEARING ALL BLK            (1/1/2022 08:46:05 By: ddawson) clear dezmond sent on way            (1/1/2022 08:48:00 By: jdonley) asst 36</p>							
1/01/22	64 WELFARE CHECK	201 3 ST NW C		B20, B36		2220010052	ADVISED
08:57:03	Narrative						
<p>(1/1/2022 08:57:49 By: dselman) Female laying in front of this apartment saying she doesn't feel well.            (1/1/2022 09:07:35 By: jdonley) asst 36            (1/1/2022 09:07:53 By: ddawson) sent on way</p>							

# Chiefs Daily Briefing By Agency

Date Range 1/1/2022 to 1/1/2022

Agency: BARBERTON To BARBERTON

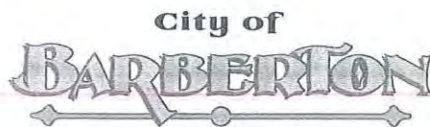
Date/Time	Call Code/Type	Address	Alt Location	Units Dispatched	PNum	CFS	Dispo
11/01/22 10:15:42	9 SUSPICIOUS PERSON Narrative	211 1 ST NW	RIVERS OF LIVING WA	B36, B		2220010065	UNABLE TO
<p>(1/1/2022 10:16:09 By: dsimes) MALE FEMALE JUST RIPPED THE SPOUTING OFF THE CHURCH AND ARE NOW WALKING DOWN THE STREET WITH IT.            (1/1/2022 10:19:46 By: dsimes) BOTH ARE WEARING HOODIES. MALE IS CARRYING A WHITE/BLUE UMBRELLA            (1/1/2022 10:20:44 By: ASST 36            (1/1/2022 10:20:59 By: ddawson) utl</p>							
11/01/22 10:46:49	65 FORGERY / FRAUD Narrative	463 GRANDVIEW AV		B39		2220010067	CLEAR
<p>(1/1/2022 10:47:09 By: dsimes) CLAIMS CHECKS WERE FILLED OUT, ERASED AND THEN BROUGHT BACK.,            (1/1/2022 11:05:27 By: Mgreen) STATES 4MILLION WAS STOLEN FROM UNK STEALING/CASHING/ERASING CHECKS/RETURNING THEM TO HIS RESIDENCE UNDETECTED. STATES JOE BIDEN GAVE HIM THE MONEY. ALSO STATES UNK HAS STOLEN SIM CARD FROM PHONE 30=            (1/1/2022 11:05:36 By: Mgreen) TIMES .</p>							
11/01/22 10:51:41	F1 MEDICAL Narrative	1106 LIBERTY AV		1131		2220010068	TRANSPORT
<p>(1/1/2022 10:52:11 By: romicha) FEMALE HAVING DIFF BREATHING, HAS COPD, ON OXYGEN            (1/1/2022 10:52:18 By: romicha) USE FRONT DOOR            (1/1/2022 11:10:27 By: dselman) 1131 Code 3 to BCH.            (1/1/2022 11:15:08 By: dselman) 1131 E/M 2.5.</p>							
11/01/22 10:56:16	10D DOMESTIC Narrative	242 24 ST NW		B47	202200005	2220010069	DOMESTIC
<p>(1/1/2022 10:56:42 By: dselman) Walk in. Caller would like to speak with an officer in reference to a domestic issue.            (1/1/2022 12:51:52 By: rmingle) report taken and SIA: 202105121</p>							
<del>11/01/22</del>	<del>10 FIGHT / DISTURBANCE</del>	<del>344 5 ST NE</del>	<del>CIRCLE K (5 ST NE - 1 NB 344)</del>	<del>B39</del>		2220010073	ADVISED

# Chiefs Daily Briefing By Agency

Date Range 1/1/2022 to 1/1/2022

Agency: BARBERTON To BARBERTON

Date/Time	Call Code/Type	Address	Alt Location	Units Dispatched	PNum	CFS	Dispo
11:10:53							
		<p>(1/1/2022 11:11:07 By: justices) MALE SAYS 2 MALES TRIED TO JUMP HIM. HE'S HIDING IN THE MILK FRIDGE IN THE STORE.</p> <p>(1/1/2022 11:11:27 By: justices) CALLER SAYS THE PEOPLE ARE HIS EX GIRLFRIEND'S BROTHERS, THEY ARE 2 LARGER B/M.</p> <p>(1/1/2022 11:11:33 By: justices) HE DOESN'T KNOW IF THEY'RE STILL IN THE STORE</p> <p>(1/1/2022 11:12:19 By: justices) MALE DISCONNECTED.</p> <p>(1/1/2022 11:39:00 By: dselman) B37 &amp; B39 taking Alex M Pike to 388 Jefferson to make sure he gets there safe, and to talk to other half about earlier report.</p> <p>(1/1/2022 11:39:10 By: dselman) B out on Jefferson.</p> <p>(1/1/2022 11:39:35 By: dselman) B39 on Jefferson.</p> <p>(1/1/2022 11:57:26 By: Mgreen) ASSIST</p> <p>(1/1/2022 12:07:04 By: ) ALISHA BROUGHT HER BROTHERS TO CONFRONT ALEX ABOUT EARLIER DOMESTIC ALL WERE ADVISED TO STAY AWAY FROM 388 JEFFERSON ALISHA HAS MOVED OUT EVERYTHING BUT HER BED</p> <p>(1/1/2022 12:07:05 By: )</p>					
11/01/22	F1 MEDICAL	413 PHLOX PL		1121		2220010075	TRANSPORT
11:38:56	Narrative	<p>(1/1/2022 11:39:46 By: dsimes) 71 YOM UNABLE TO EAT OR DRINK. FELL FROM A STANDING POSITION.</p> <p>(1/1/2022 11:40:00 By: dsimes) CALLER THINKS HE IS BREATHING.</p> <p>(1/1/2022 11:40:43 By: dsimes) CALLER ALSO COMPLAINING OF NOT FEELING WELL FOR THE PAST FEW DAYS-STATES SHE WAS DIAGNOSED WITH HEART FAILURE.</p> <p>(1/1/2022 12:02:50 By: dselman) 1121 Code 2 to BCH.</p> <p>(1/1/2022 12:05:26 By: dselman) 1121 E/M 0.7.</p>					
11/01/22	38 SHOPLIFTER	747 WOOSTER RD N	DOLLAR GENERAL (W			2220010077	CANCELLED
11:42:45	Narrative	<p>(1/1/2022 11:43:13 By: justices) BLK NISSAN 4 DOOR, EJ01501 OUT OF STATE PLATE, UNK WHICH STATE, SHOPLIFTER WENT TOWARD THE HIGHWAY.</p> <p>(1/1/2022 11:43:32 By: justices) MALE, MID 40'S, BALD RED JACKET, IS A PASSENGER. DRIVER IS WEARING ALL BLACK.</p> <p>(1/1/2022 11:43:50 By: justices) TOOK SHEETS, SHORTS, HAIR PRODUCTS, PAINT</p> <p>(1/1/2022 12:12:42 By: dselman) Spoke with caller and they advised they did not need a report.</p>					
11/01/22	2M MEET PARTY	100 7 ST NW		B47		2220010082	UNABLE TO
12:47:48	Narrative	<p>(1/1/2022 12:48:35 By: dselman) Trying to serve immunity form to Kenneth Crow.</p> <p>(1/1/2022 12:55:14 By: dselman) B47-He doesn't live here anymore.</p>					



"The Magic City"



June 15, 2017

## PERSONNEL ORDER 17-07

**TO:** All Personnel  
**FROM:** Chief Vincent G. Morber  
**SUBJECT:** Personnel Assignments, Transfers & Classification Changes

**ORDER:** Ptl. [REDACTED] # [REDACTED] transfer to 1<sup>st</sup> Shift Patrol  
Ptl. [REDACTED] will report to 1<sup>st</sup> shift patrol at 0600 hours on July 3<sup>rd</sup>. He will work July 3<sup>rd</sup> through July 7<sup>th</sup> and then assume the schedule of Ptl. Babcock beginning on July 8<sup>th</sup>.

**Ptl. J. Gibbs #12 transfer to 3<sup>rd</sup> Shift Patrol**  
Ptl. J. Gibbs will report to 3<sup>rd</sup> shift patrol at 2200 hours on June 27<sup>th</sup>. He will work June 27<sup>th</sup> through July 1<sup>st</sup>, and then have July 2<sup>nd</sup> off. Ptl. Gibbs will assume the schedule of Ptl. Shields beginning on July 3<sup>rd</sup>.

**Ptl. K. Hill #12 change in status**  
Ptl. K. Hill will begin counting toward daily staffing on 2<sup>nd</sup> shift starting on June 21<sup>st</sup>. She will work June 21<sup>st</sup> through June 24<sup>th</sup>, and then assume the schedule of Ptl. Gibbs beginning on June 25<sup>th</sup>.

**Ptl. Simmons #38 change in status**  
Ptl. E. Simmons will have June 21<sup>st</sup> and June 22<sup>nd</sup> off and then begin counting toward daily staffing on 2<sup>nd</sup> shift starting on June 23<sup>rd</sup>. Ptl. Simmons will assume the schedule of Ptl. Landals beginning on June 23<sup>rd</sup>.

Vincent G. Morber  
Chief of Police

cc: Personnel Order Book  
Human Resources  
Finance Department  
Safety Director Daugherty  
Lieutenants  
Sergeants  
File(s)

Vincent G. Morber • Chief of Police  
576 West Park Avenue • Barberton, Ohio 44203  
www.cityofbarberton.com



**Vince Morber**

---

**From:** Chris White  
**Sent:** Thursday, October 27, 2016 11:15 AM  
**To:** Vince Morber  
**Subject:** FW: [REDACTED]

FYI

Lt. Christopher M. White #46  
Barberton PD

**From:** Lisa O. Miller  
**Sent:** Thursday, October 27, 2016 11:06 AM  
**To:** Jeff Donley; Steve Burt  
**Cc:** Chris White  
**Subject:** [REDACTED]

I had a court trial scheduled yesterday and [REDACTED] was the officer on the case.

It was an DUS/OVI suspension cite. Not the most exciting or earth shattering. But I had the opportunity to view the video.


I was very impressed with [REDACTED]'s professionalism and the respectful manner that he treated the suspect.

We sometimes don't commend our employees for their every-day interactions, but I wanted to let you know.

The defendant plead to the charge and received house arrest.

Thank you all for your dedication, I certainly appreciate it.

Lisa Okolish Miller  
Law Director  
City of Barberton  
576 W. Park Ave.  
Barberton OH 44203  
330-848-6728



*File*  
A hand-drawn smiley face consisting of a circle with two dots for eyes and a curved line for a mouth.



*File*

**Vince Morber**

---

**From:** Melinda Lee <MLee@AkronHousing.Org>  
**Sent:** Wednesday, July 22, 2015 3:01 PM  
**To:** Vince Morber  
**Subject:** Letter of Gratitude  
**Attachments:** Scan 001.pdf

Good Afternoon Vince,

One of your officers helped a resident at the Dickson building recently and she was overwhelmed with gratitude that he went above and beyond for her. See attached letter from her:)

MELINDA J. LEE  
PROPERTY MANAGER  
ALPETER/DICKSON  
330-753-3049

“Men will always be making mistakes, as long as they’re striving after something.” ~Goethe~

-----Original Message-----

**From:** Dickson Copier [<mailto:dickson@akronhousing.org>]  
**Sent:** Wednesday, July 22, 2015 3:52 PM  
**To:** Melinda Lee  
**Subject:** Scan from a Xerox Phaser MFP

Please open the attached document..



The Akron Metropolitan Housing Authority (AMHA) is a political subdivision of the State of Ohio and is subject to Ohio public records laws. Unless otherwise exempted from the public records laws, senders and receivers of AMHA e-mail should assume that e-mail is subject to release as a public record to third parties upon request and is also subject to any applicable federal, state and/or AMHA records retention requirements.

Dear Barberton Police Department:

On Sunday night July 19<sup>th</sup> 2015 my van stopped at the intersection of 23rd St and Wooster Rd. I reside at Allen Dickson Apartments. I was a nervous wreck and had just left a concert at Jack 3, on the way home my dash board lit up with lights and I became frightened because this has never happen before and my car cut off thank God I got as close to home as I could get. I called 911 and asked for Barberton Police to assist me. Barberton Police was there asap and 911 told me to get out of the car and get to a safe location until police arrived. Thanks to such wonderful people like the dispatch personnel and Officer [REDACTED]. I wish to convey my sincere gratitude to Officer [REDACTED] who taped my windows with garbage bags in case it rained. Officer [REDACTED] also made several calls for me road side asst. and a tow truck and gave me options on what to do. Thank You Barberton Police & Officer [REDACTED] & Mrs. Susan Thompson.



January 19, 2010

Chief Kallai  
Barberton Police Department  
576 W Park Ave  
Barberton, Ohio 44203

LT. MORBER  
SER. BURT  
[REDACTED]  
DANIEL  
J. DAWSON  
WATSON  
STATED  
TUMCSIK  
FOGLE


Chief Kallai,

I am writing to express my gratitude and appreciation to your Officers that responded to assist me on IR-76 East at the Norton/Barberton City limits.

The purpose of this letter is to inform you how much I appreciate the quick response by your Officers coming to my aid. The Officers that responded to the scene assisted us in tracking a suspect that I struggled with while attempting to take him into custody. The efforts of your Officers led to the suspect's swift arrest. I am unaware of exactly which Officers responded to the scene, but I am very aware of their assistance! I am very happy to know the Barberton Police Department has Officers that are very willing to help out in anyway possible. I also want to thank Dispatch at your department for their quick response in dispatching your Officers to my assistance. I would like to also thank Lt. Morber for checking on my well-being and staying with me until the Norton Fire Department arrived to treat my injuries. I think that the Officers that responded and the Dispatchers should be recognized and commended on their rapid response and all of their efforts in this incident. Please forward a copy of this letter to those Officers that responded to the scene and to the Dispatchers that assisted that night.

Once again I want to express my gratitude and appreciation to these Officers and Dispatchers for all that they did on that night. Thank you again to your excellent staff!

Respectfully,



Ptl. Nick Matheny #16  
Norton Police Department  
4060 Columbia Woods Dr.  
Norton, OH 44203

# BARBERTON POLICE INCIDENT - ARREST REPORT

<input type="checkbox"/> HOMICIDE <input type="checkbox"/> RAPE <input type="checkbox"/> ROBBERY <input type="checkbox"/> ASSAULT <input type="checkbox"/> DOMESTIC VIOLENCE <input type="checkbox"/> DOMESTIC DISPUTE <input type="checkbox"/> DEATH <input type="checkbox"/> SEX OFFENSE <input type="checkbox"/> ILLNESS/INJURY	<input type="checkbox"/> MENACING THREATS <input type="checkbox"/> MISSING PERSON <input type="checkbox"/> TELEPHONE HARASSMENT <input checked="" type="checkbox"/> BARRIERS/SUMMONS, MM CITE <input type="checkbox"/> BURGLARY/B & E <input type="checkbox"/> ARSON <input type="checkbox"/> DESTRUCTION TO PROPERTY <input type="checkbox"/> THEFT <input type="checkbox"/> MOTOR VEH-THEFT/CONVERSION	<input type="checkbox"/> RECOVERED PROPERTY-THEFT <input type="checkbox"/> RECOVERED MOTOR VEHICLES <input type="checkbox"/> LOST/FOUND PROPERTY <input type="checkbox"/> EVIDENCE <input type="checkbox"/> HITS/KP CRASH <input type="checkbox"/> DRUGS <input type="checkbox"/> REPORT OF INFORMATION <input type="checkbox"/> DB NTFD <input checked="" type="checkbox"/> OTHER <i>Domestic Violence</i>	INCIDENT REPORT NUMBER 10-8558 REPORTING DATE 3/20/10 INCIDENT OCCURRED (FROM) (ON) 3/20/10 INCIDENT OCCURRED (TO) TIME 0935 TIME 0435 TIME DAY Sat 4/1 DAY Sat 4/1 DAY DISTRICT AMHA DT W S OTHER
INCIDENT ADDRESS 214 E. Park			LOCATION NAME Residence

OFFICER MAKING REPORT <i>Slater</i>	ID 28	SUPERVISOR APPROVING <i>V6m 28</i>	ID 28	DATA ENTRY	ID	<input type="checkbox"/> OPEN CASE <input type="checkbox"/> CLEAR BY ADULT ARREST <input type="checkbox"/> UNFOUNDED <input type="checkbox"/> CLEAR BY EXCEPTION <input checked="" type="checkbox"/> CLEAR BY JUV. ARREST
--	----------	---------------------------------------	----------	------------	----	---

Officers were called to listed address for a unknown female pounding on the doors. When officers arrived, they saw Deed pounding on the front door of listed address. Deed was extremely intoxicated and uncooperative with officers. Zimmer stated that he does not know Deed and she had no reason to be at his house. BPD was called to the scene to transport Deed to Childrens hospital due to her intoxicated state. Before BPD arrived, Deed became violent and attempted to attack Zimmer. When officer tried to gain control of Deed, she bit the officers hand. Deed was taken to the ground in an effort to gain compliance. Once on the ground

### NAME FILE

ACTOR	VVICTIM	T-REPORTING PERSON	W-WITNESS	MP-MISSING PERSON	B-BUSINESS	O-OWNER	R-RUNAWAY	VICT. ASST. PAMPHLET	VICT. REF TO PROS
CLASS	AA-ADULT ARREST	AJ-JUV ARREST	S-SUSPECT	P-PARENT/GUARDIAN	L-LAST DRIVER	OI-OTHER INVOLVED	U-UNKNOWN	<input type="checkbox"/>	<input type="checkbox"/>

#	T/V	LAST NAME FIRST MIDDLE	ADDRESS (INCLUDE CITY AND STATE, IF NOT BARB.)	PHONE	
1	T	<i>Albahn Evan</i>	<i>214 E. Park Ave</i>	[REDACTED]	
		RACE SEX DOB SSN <i>W M 8/18/95 -</i>	EMPLOYER NAME/ADDRESS/PHONE	OCCUPATION	
2	V	<i>Zimmer Patrick</i>	<i>214 E. Park Ave</i>	[REDACTED]	
		RACE SEX DOB SSN <i>W W 5/11/69 [REDACTED]</i>	EMPLOYER NAME/ADDRESS/PHONE	OCCUPATION	
3		LAST NAME FIRST MIDDLE	ADDRESS (INCLUDE CITY AND STATE, IF NOT BARB.)	PHONE	
		RACE SEX DOB SSN	EMPLOYER NAME/ADDRESS/PHONE	OCCUPATION	
4		LAST NAME FIRST MIDDLE	ADDRESS (INCLUDE CITY AND STATE, IF NOT BARB.)	PHONE	
		RACE SEX DOB SSN	EMPLOYER NAME/ADDRESS/PHONE	OCCUPATION	
5	V	<i>Deed Chelsea</i>	<i>509 Crosby St. Apt 5 Akron</i>	[REDACTED]	
		RACE SEX DOB SSN <i>B F 6/26/92 [REDACTED]</i>	HT WT BUILD HAIR COLOR/TYPE EYE COLOR HAND <i>5'02 160 BRO BRN HAZ</i>	PAGER/CELL	
EMPLOYER/SCHOOL		OCCUPATION/GRADE	MARKS, SCARS, SPEECH, DEFORMITIES		ALIAS

DAY (ARR) <i>Sat</i>	DATE (ARR) <i>3/20/10</i>	TIME (ARR) <i>0435</i>	ARREST ADDRESS - ST. AND NO. <i>214 E. Park Ave</i>	ARREST LOCATION NAME <i>Residence</i>	<input type="checkbox"/> BEARD <input type="checkbox"/> MOUSTACHE <input type="checkbox"/> M <input type="checkbox"/> S	<input type="checkbox"/> GLASSES <input type="checkbox"/> CONTACTS <input type="checkbox"/> CITIZEN <input type="checkbox"/> ALIEN
CHARGE(S) <i>Dom. Violence Consumption, Resisting Arrest, Criminal Damage</i>				ARRESTING OFFICER <i>Slater/Shields</i>	ID <i>108/37</i>	

#	T/V	LAST NAME FIRST MIDDLE	ADDRESS (INCLUDE CITY AND STATE, IF NOT BARB.)	PHONE	
6					
		RACE SEX DOB SSN	HT WT BUILD HAIR COLOR/TYPE EYE COLOR HAND	PAGER/CELL	
EMPLOYER/SCHOOL		OCCUPATION/GRADE	MARKS, SCARS, SPEECH, DEFORMITIES		ALIAS

DAY (ARR)	DATE (ARR)	TIME (ARR)	ARREST ADDRESS - ST. AND NO.	ARREST LOCATION NAME	<input type="checkbox"/> BEARD <input type="checkbox"/> MOUSTACHE <input type="checkbox"/> M <input type="checkbox"/> S	<input type="checkbox"/> GLASSES <input type="checkbox"/> CONTACTS <input type="checkbox"/> CITIZEN <input type="checkbox"/> ALIEN
CHARGE(S)				ARRESTING OFFICER	ID	

CLOTHING, ARTICLES, JEWELS

MENTAL CONDITION - POSSIBLE CAUSE OF ABSENCE - WITH WHOM

CANCEL DATE	TIME	LOCATED AT	BY (PD)	PERSON/PARENT NOTIFIED, DATE, TIME, BY	ID
-------------	------	------------	---------	--	----

# BARBERTON POLICE INCIDENT - ARREST REPORT

<input type="checkbox"/> HOMICIDE <input type="checkbox"/> RAPE <input type="checkbox"/> ROBBERY <input type="checkbox"/> ASSAULT <input type="checkbox"/> DOMESTIC VIOLENCE <input type="checkbox"/> DOMESTIC DISPUTE <input type="checkbox"/> DEATH <input type="checkbox"/> SEX OFFENSE <input type="checkbox"/> ILLNESS/INJURY	<input type="checkbox"/> MENACING THREATS <input type="checkbox"/> MISSING PERSON <input type="checkbox"/> TELEPHONE HARASSMENT <input checked="" type="checkbox"/> ARREST/SUMMONS/AMCITE <input type="checkbox"/> BURGLARY/B & E <input type="checkbox"/> CARSON <input type="checkbox"/> DESTRUCTION TO PROPERTY <input type="checkbox"/> THEFT <input type="checkbox"/> MOTOR VEH-THEFT/COVERSION	<input type="checkbox"/> RECOVERED PROPERTY-THEFT <input type="checkbox"/> RECOVERED MOTOR VEHICLES <input type="checkbox"/> LOST & FOUND PROPERTY <input type="checkbox"/> EVIDENCE <input type="checkbox"/> HITSKIP CRASH <input type="checkbox"/> DRUGS <input type="checkbox"/> REPORT OF INFORMATION <input type="checkbox"/> DB RTFD <input type="checkbox"/> OTHER
INCIDENT REPORT NUMBER: <u>19-3658</u>		
REPORTING DATE: <u>3-20-10</u> TIME: <u>0933</u> DAY: <u>Saturday</u>		
INCIDENT OCCURRED (FROM) (ON): <u>3-20-10</u> TIME: <u>0933</u> DAY: <u>Saturday</u>		
INCIDENT OCCURRED (TO): _____ TIME: _____ DAY: _____		
INCIDENT ADDRESS: <u>214 E. Park</u>		DISTRICT: <input type="checkbox"/> AMHA <input type="checkbox"/> DT <input type="checkbox"/> N <input type="checkbox"/> W <input checked="" type="checkbox"/> S <input type="checkbox"/> OTHER
LOCATION NAME: <u>Residence</u>		

OFFICER MAKING REPORT: <u>Fisher</u> ID: <u>125</u>	SUPERVISOR APPROVING: _____ ID: _____	DATA ENTRY: _____ ID: _____	<input type="checkbox"/> OPEN CASE <input type="checkbox"/> CLEAR BY ADULT ARREST <input type="checkbox"/> UNFOUNDED <input type="checkbox"/> CLEAR BY EXCEPTION <input checked="" type="checkbox"/> CLEAR BY JUV. ARREST
---	---------------------------------------	-----------------------------	---

Deed became increasingly hostile and resisted officers attempts to place her in handcuffs. Throughout the whole incident Deed was yelling and cursing at officers that was around. Deed also found to have a warrant out of Den St. BPD transported Deed to the hospital, where she was medically cleared and then taken to Den St. by officer Zimmer - advised that Deed had attempted to do herself while she was pending on them. Deed was charged with DC, Unlawful Consumption, Resisting arrest and Criminal Damage.

## NAME FILE

ACTOR CLASS	VICTIM	REPORTING PERSON	W-WITNESS	MP-MISSING PERSON	B-BUSINESS	O-OWNER	R-RUNAWAY	VICT. ASST. PAMPHLET	VICT. REF TO PROS		
1	AA-ADULT ARREST							<input type="checkbox"/>	<input type="checkbox"/>		
	LAST NAME FIRST MIDDLE		ADDRESS (INCLUDE CITY AND STATE, IF NOT BARB.)		PHONE						
	RACE	SEX	DOB	SSN	EMPLOYER NAME/ADDRESS/PHONE		OCCUPATION				
2											
	LAST NAME FIRST MIDDLE		ADDRESS (INCLUDE CITY AND STATE, IF NOT BARB.)		PHONE						
	RACE	SEX	DOB	SSN	EMPLOYER NAME/ADDRESS/PHONE		OCCUPATION				
3											
	LAST NAME FIRST MIDDLE		ADDRESS (INCLUDE CITY AND STATE, IF NOT BARB.)		PHONE						
	RACE	SEX	DOB	SSN	EMPLOYER NAME/ADDRESS/PHONE		OCCUPATION				
4											
	LAST NAME FIRST MIDDLE		ADDRESS (INCLUDE CITY AND STATE, IF NOT BARB.)		PHONE						
	RACE	SEX	DOB	SSN	EMPLOYER NAME/ADDRESS/PHONE		OCCUPATION				
5											
	LAST NAME FIRST MIDDLE		ADDRESS (INCLUDE CITY AND STATE, IF NOT BARB.)		PHONE						
	RACE	SEX	DOB	SSN	HT	WT	BUILD	HAIR COLOR/TYPE	EYE COLOR	HAND	PAGER/CELL
	EMPLOYER/SCHOOL		OCCUPATION/GRADE		MARKS, SCARS, SPEECH, DEFORMITIES				ALIAS		
	DATE (ARR)	DATE (ARR)	TIME (ARR)	ARREST ADDRESS - ST. AND NO.		ARREST LOCATION NAME		<input type="checkbox"/> BEARD <input type="checkbox"/> GLASSES <input type="checkbox"/> MOUSTACHE <input type="checkbox"/> CONTACTS <input type="checkbox"/> M <input type="checkbox"/> CITIZEN <input type="checkbox"/> S <input type="checkbox"/> ALIEN			
	CHARGE(S)		ARRESTING OFFICER		ID						
3											
	LAST NAME FIRST MIDDLE		ADDRESS (INCLUDE CITY AND STATE, IF NOT BARB.)		PHONE						
	RACE	SEX	DOB	SSN	HT	WT	BUILD	HAIR COLOR/TYPE	EYE COLOR	HAND	PAGER/CELL
	EMPLOYER/SCHOOL		OCCUPATION/GRADE		MARKS, SCARS, SPEECH, DEFORMITIES				ALIAS		
	DATE (ARR)	DATE (ARR)	TIME (ARR)	ARREST ADDRESS - ST. AND NO.		ARREST LOCATION NAME		<input type="checkbox"/> BEARD <input type="checkbox"/> GLASSES <input type="checkbox"/> MOUSTACHE <input type="checkbox"/> CONTACTS <input type="checkbox"/> M <input type="checkbox"/> CITIZEN <input type="checkbox"/> S <input type="checkbox"/> ALIEN			
	CHARGE(S)		ARRESTING OFFICER		ID						
OTHER THING, ARTICLES, JEWELS											
VITAL CONDITION - POSSIBLE CAUSE OF ABSENCE - WITH WHOM											
ARREST DATE	TIME	LOCATED AT		BY (PD)	PERSON/PARENT NOTIFIED, DATE, TIME, BY				ID		

City of Barberton  
SUPERVISOR'S REPORT OF INJURY  
(To be completed only by the supervisor)

Employee's Name RH [REDACTED]

Date of Injury 3-20-10 Supervisor's Name L. Nober

Review the employee's accident report. Did you see the accident occur? NO

Did the employee report injury himself? YES Did the employee report it immediately after the occurrence? YES Was it reported as employee states in his injury report? YES

If not, what are differences? \_\_\_\_\_

Do you know for a fact that it occurred as stated by the employee? YES

Name the object or substance which may have injured the employee: suspects mouth

Who are the witnesses? RH. Stater, Patricia Zimmer + EVAN Albehn

What did the witness say to you about the accident? didn't talk to them

What was the employee's physical condition and appearance when the injury was reported to you? Not bleeding or any marks tricked off

Describe treatment if you performed the first aid: NONE NECESSARY

Did the employee need to go for outside first aid? NO

Where was employee sent? N/A

Did employee come right back to work after treatment? N/A

Diagnosis? \_\_\_\_\_ Did the employee work the next day? \_\_\_\_\_

If hospitalized, give name and address of hospital: \_\_\_\_\_

Regular Work? \_\_\_\_\_ Light Work? \_\_\_\_\_

If employee is to be out more than one week, when is employee expected back? \_\_\_\_\_

Answer the following question on a separate piece of paper:  
Has the employee ever mentioned prior industrial or non-industrial injuries, illness, problems or hobbies to you or to others that may have a bearing on this injury? (Example: lifts weights, plays football; complained of back injury two months ago while painting house; was in car accident; etc.)

This report completed by [Signature] Date 3-20-10

# Public Safety Officers' Benefits (PSOB) Program Beneficiary Form

I, [REDACTED] (full name), as a member of  
DARBERTON POLICE (name of agency), hereby designate the following  
beneficiary(s) for any PSOB benefits that may be paid in the event of my death:

Name	Address	Relationship	Percent (must total 100)
[REDACTED]	[REDACTED]	DEYLESTOWN, OH. 44230	50%
[REDACTED]	[REDACTED]	DEYLESTOWN, OH. 44230	50%

Signed [REDACTED] Date: 11 124 109  
Witness [Signature] #36

***This form must be in your personnel file with the agency to be valid.***

**WHO RECEIVES PSOB BENEFITS IF THE CLAIM IS APPROVED?**

Benefits are paid to survivors according to the following criteria:

1. If there is a spouse and no child\* or children, all to the spouse.
2. If there is a spouse and child or children, one-half to the spouse and one-half to the child or children in equal shares.
3. If no spouse, and children only, all to the child or children in equal shares.
4. If no spouse or children, then to the individual(s) designated by the officer as PSOB beneficiary on file with the officer's agency, or if no designation then to the individual designated as the beneficiary on the most recently executed life insurance policy on file with the officer's agency.
5. If none of the above, to the officer's parents in equal shares.

\*"Child" is defined as any natural, illegitimate, adopted, or posthumous child or stepchild of a deceased public safety officer who, at the time of the officer's death, is 18 years old or under; 19-22 and a full-time student; or 19 and older, and incapable of self-support due to a physical or mental disability.

***The Public Safety Officers' Benefit for line-of-duty death will be \$311,810 as of October 1, 2009***



# City of Barberton

Founded 1891

## LETTER OF WRITTEN WARNING

February 16, 2009

Officer [REDACTED]  
Barberton Police Department  
Barberton, Ohio

Dear Officer [REDACTED]:

This letter is to inform you that you are being officially reprimanded for a violation of the Barberton Police Department Pursuit Policy #4:031 which occurred on October 18, 2008.

Further incidents of this nature may result in a more severe disciplinary action.

Sincerely,



Raymond J. Todd, Director  
Dept. of Public Safety  
City of Barberton

CC: Robert Genet, Mayor  
Michael Kallai, Chief of Police  
Lt. Lynn Freshly, Shift Commander  
Robert Lynn, OPBA Representative  
Personnel Files



**BARBERTON POLICE DEPARTMENT - Memo**

**TO:** Lt. Freshly  
**FROM:** Sgt. S. Burt #29, 3<sup>rd</sup> Shift Uniform Patrol  
**DATE:** September 18, 2006  
**SUBJECT:** 06-15214

---

Lynn,

Here's a copy of the reports from a S6 last night at Circle K. [REDACTED] was on the north end when the call went out and headed for the highway. He ended up catching the guy at State St. and I-76. Within minutes of the call he had located the guy and had him safely in custody. I feel his actions are worthy of formal recognition.

A handwritten signature in black ink, appearing to be "S. Burt #29".

cc:

**BARBERTON POLICE INCIDENT - ARREST REPORT**

- |   |  |   |
|---|--|---|
| <input type="checkbox"/> HOMICIDE           | <input type="checkbox"/> MENACING THREATS                  | <input type="checkbox"/> RECOVERED PROPERTY-THEFT |
| <input type="checkbox"/> RAPE               | <input type="checkbox"/> MISSING PERSON                    | <input type="checkbox"/> RECOVERED MOTOR VEHICLES |
| <input checked="" type="checkbox"/> ROBBERY | <input type="checkbox"/> TELEPHONE HARASSMENT              | <input type="checkbox"/> LOST/FOUND PROPERTY      |
| <input type="checkbox"/> ASSAULT            | <input checked="" type="checkbox"/> ARREST SUMMONS/MM CITE | <input type="checkbox"/> EVIDENCE                 |
| <input type="checkbox"/> DOMESTIC VIOLENCE  | <input type="checkbox"/> BURGLARY/B & E                    | <input type="checkbox"/> HITSKIP CRASH            |
| <input type="checkbox"/> DOMESTIC DISPUTE   | <input type="checkbox"/> ARSON                             | <input type="checkbox"/> DRUGS                    |
| <input type="checkbox"/> DEATH              | <input type="checkbox"/> DESTRUCTION TO PROPERTY           | <input type="checkbox"/> REPORT OF INFORMATION    |
| <input type="checkbox"/> SEX OFFENSE        | <input type="checkbox"/> THEFT                             | <input type="checkbox"/> OB NTFD                  |
| <input type="checkbox"/> ILLNESS/INJURY     | <input type="checkbox"/> MOTOR VEH-THEFT/COVERSION         | <input type="checkbox"/> OTHER                    |

INCIDENT REPORT NUMBER <b>06-15214</b>	<input checked="" type="checkbox"/> ORIGINAL <input type="checkbox"/> ADDENDUM
REPORTING DATE <b>9/18/06</b>	TIME <b>0355</b>
DAY <b>Monday</b>	
INCIDENT OCCURRED (FROM) (ON) <b>9/18/06</b>	TIME <b>0355</b>
DAY <b>Monday</b>	
INCIDENT OCCURRED (TO)	TIME
INCIDENT ADDRESS <b>522-4<sup>th</sup> St. N.W.</b>	DISTRICT <input checked="" type="checkbox"/> DT <input type="checkbox"/> N <input type="checkbox"/> W <input type="checkbox"/> E <input type="checkbox"/> S <input type="checkbox"/> OTHER
LOCATION NAME <b>CIRCLE K</b>	

OFFICER MAKING REPORT <b>P. FLAHER</b>	ID <b>30</b>	SUPERVISOR APPROVING	ID <b>21</b>	DATA ENTRY	ID	<input type="checkbox"/> OPEN CASE	<input checked="" type="checkbox"/> CLEAR BY ADULT ARREST	<input type="checkbox"/> UNFOUNDED
						<input type="checkbox"/> CLEAR BY EXCEPTION	<input type="checkbox"/> CLEAR BY JUV. ARREST	

JOHN DUGAN STATES THAT WHILE WORKING AT CIRCLE K, A W/M CAME IN AND ASKED HIM FOR A PACK OF CAMEL LIGHTS. JOHN STATED THE W/M THEN CAME AROUND BEHIND THE COUNTER, PULLED A LEATHERMAN TOOL OUT OF HIS POCKET, HELD IT TO THE BACK OF JOHN'S NECK AND STATED "OPEN THE REGISTER OR I'LL CUT YOU." JOHN OPENED THE REGISTER AND THE SUSPECT GRABBED THE MONEY FROM THE REGISTER AND FLED IN A BLUE DODGE SUSPECT VEHICLE WAS SPOTTED BY PTL. [REDACTED] AT I-76 AND W. STATE. TIMOTHY LETSO WAS THEN ARRESTED FOR ROBBERY. MONEY RECOVERED VEHICLE TOWED.

**NAME FILE**

ACTOR CLASS	W-VICTIM	T-REPORTING PERSON	W-WITNESS	MP-MISSING PERSON	B-BUSINESS	O-OWNER	R-RUNAWAY	VICT. ASST. PAMPHLET	VICT. REF TO PROS	
1	V							<input type="checkbox"/>	<input type="checkbox"/>	
	B									
LAST NAME FIRST MIDDLE <b>CIRCLE K</b>		ADDRESS (INCLUDE CITY AND STATE, IF NOT BARB.) <b>522-4<sup>th</sup> St. N.W.</b>						PHONE <b>753-4551</b>		
RACE SEX DOB		SSN		EMPLOYER NAME/ADDRESS/PHONE						
								OCCUPATION		
2	V							<input type="checkbox"/>	<input type="checkbox"/>	
LAST NAME FIRST MIDDLE <b>DUGAN, JOHN</b>		ADDRESS (INCLUDE CITY AND STATE, IF NOT BARB.) <b>1172 Lakeshore Blvd Akron 44301</b>						PHONE [REDACTED]		
RACE SEX DOB		SSN		EMPLOYER NAME/ADDRESS/PHONE						
W M 3/24/82		[REDACTED]		<b>CIRCLE K</b>						
								OCCUPATION <b>CLERK</b>		
3	W							<input type="checkbox"/>	<input type="checkbox"/>	
LAST NAME FIRST MIDDLE <b>SCHUSTER, SANDI</b>		ADDRESS (INCLUDE CITY AND STATE, IF NOT BARB.) <b>582-5<sup>th</sup> St Lane Apt. 13</b>						PHONE [REDACTED]		
RACE SEX DOB		SSN		EMPLOYER NAME/ADDRESS/PHONE						
W F 1/22/87		[REDACTED]		<b>CIRCLE K</b>						
								OCCUPATION <b>CLERK</b>		
4								<input type="checkbox"/>	<input type="checkbox"/>	
LAST NAME FIRST MIDDLE		ADDRESS (INCLUDE CITY AND STATE, IF NOT BARB.)						PHONE		
RACE SEX DOB		SSN		EMPLOYER NAME/ADDRESS/PHONE						
								OCCUPATION		
5	A							<input type="checkbox"/>	<input type="checkbox"/>	
LAST NAME FIRST MIDDLE <b>LETSO, TIMOTHY R.</b>		ADDRESS (INCLUDE CITY AND STATE, IF NOT BARB.) <b>3244 Pleasant Dr. Norton</b>						PHONE <b>814-1167</b>		
RACE SEX DOB		SSN		HT	WT	BUILD	HAIR COLOR/TYPE	EYE COLOR	HAND	
W M 12/6/61		[REDACTED]		<b>5'10</b>	<b>190</b>		<b>Brown</b>	<b>Hazel</b>		
EMPLOYER/SCHOOL		OCCUPATION/GRADE		MARKS, SCARS, SPEECH, DEFORMITIES				ALIAS		
DAY (ARR)	DATE (ARR)	TIME (ARR)	ARREST ADDRESS - ST. AND NO.			ARREST LOCATION NAME			<input type="checkbox"/> BEARD	<input type="checkbox"/> GLASSES
<b>Mon</b>	<b>9/18/06</b>	<b>0400</b>	<b>I-76 / ST. W. STATE ST.</b>			<b>EXIT RAMP</b>			<input type="checkbox"/> MOUSTACHE	<input type="checkbox"/> CONTACTS
CHARGE(S)			ARRESTING OFFICER			ID			<input type="checkbox"/> M	<input type="checkbox"/> CITIZEN
<b>2911.02 Robbery</b>			<b>SHIELDS/MINGW</b>			<b>37/47</b>			<input type="checkbox"/> S	<input type="checkbox"/> ALIEN
6										
LAST NAME FIRST MIDDLE		ADDRESS (INCLUDE CITY AND STATE, IF NOT BARB.)						PHONE		
RACE SEX DOB		SSN		HT	WT	BUILD	HAIR COLOR/TYPE	EYE COLOR	HAND	
EMPLOYER/SCHOOL		OCCUPATION/GRADE		MARKS, SCARS, SPEECH, DEFORMITIES				ALIAS		
DAY (ARR)	DATE (ARR)	TIME (ARR)	ARREST ADDRESS - ST. AND NO.			ARREST LOCATION NAME			<input type="checkbox"/> BEARD	<input type="checkbox"/> GLASSES
									<input type="checkbox"/> MOUSTACHE	<input type="checkbox"/> CONTACTS
CHARGE(S)			ARRESTING OFFICER			ID			<input type="checkbox"/> M	<input type="checkbox"/> CITIZEN
									<input type="checkbox"/> S	<input type="checkbox"/> ALIEN
CLOTHING, ARTICLES, JEWELS										
MENTAL CONDITION - POSSIBLE CAUSE OF ABSENCE - WITH WHOM										
ANCEL DATE	TIME	LOCATED AT	BY (PD)	PERSON/PARENT NOTIFIED, DATE, TIME, BY				ID		

POLICE DEPARTMENT - BARBERTON, OHIO  
**SUPPLEMENTARY REPORT**  
(Investigation or Information)

REPORT #: 06-15214

TYPE OF OFFENSE: Robbery

DATE: 9/18/06

STATUS: Cleared by arrest

ORIG. DATE: 9/18/06

BUSINESS OR VICTIM: Circle K/ John Dugan (clerk)

PHONE: 753-4551

TYPE OF CRIME: Robbery

PLACE OF CRIME: 522-4<sup>th</sup> St NW Circle K

MOTIVE: Financial Gain

M.O.: Suspect enters store, holds a leatherman tool to back of clerk's neck and has clerk open the register. Suspect then grabs the money from register and flees in a 1997 Dodge Intrepid.

ITEMS TAKEN/RECOVERED: (14) one dollar bills, (4) five dollar bills, (1) roll of dimes, (1) 1972 silver dollar, (1) ten dollar bill, TOTAL \$50.00

ARRESTED: Timothy R. Lesto W/M DOB 12/6/61 SSN [REDACTED]

STATEMENT OF John Dugan: John stated that a W/M came into the store and asked him if the pay-phone outside excepted calls. He went on to tell John that his vehicle broke down and he needed Triple A. The w/m then left the store walking eastbound toward the high school. John then went outside to have a cigarette. A few minutes later, the w/m came back, this time in a vehicle. The suspect got out of his car and asked John for a cigarette. John gave him one and then went back into the store. The suspect then came into the store. John was standing by the register. The w/m then asked John for a pack of Camel Light cigarettes. As John went to get the cigarettes, this guy walks behind the counter, pulls a leatherman tool out of his pocket and holds it to the back of John's neck. He then orders John to open the register drawer or he'll cut him. John opens the register and the w/m grabs the money from the register and then fled in a dark colored Dodge Intrepid. John then calls the police tells the dispatcher that Circle K had just been robbed and gives a description of the suspect and the vehicle. John stated the vehicle fled north on Barber Rd. toward the expressway.

STATEMENT OF Sandi Schuster: Sandi stated that she was outside having a cigarette and walked back into the store. She seen the suspect behind the counter saying something to John. At first she thought that he was a friend of Johns and they were just talking. She then realizes that this guy was holding something to the back of John's neck and taking money out of the register. Sandi realizes they are being robbed and then goes behind a display. The suspect then leaves the store.

ACTION TAKEN: Ptl. [REDACTED] notices a vehicle matching the suspect vehicle stopped on the exit ramp of I76 and W. State St. The driver of the vehicle also matched the description of the suspect given by clerks. Timothy Lesto, the driver of the vehicle was arrested and the money recovered.

EVIDENCE: a video CD of suspect entering and holding the weapon to John's neck

FOLLOW UP NEEDED: talk to Timothy Lesto



POLICE DEPARTMENT - BARBERTON, OHIO  
**SUPPLEMENTARY REPORT**  
*(Investigation or Information)*

REPORT #: 06-15214

**TYPE OF OFFENSE:** Robbery

**DATE:** 9-18-06

**STATUS:** Ongoing

**ORIG. DATE:** 9-18-06

**BUSINESS OR VICTIM:** Circle K

**PHONE:**


Action Taken:

We were dispatched about a robbery at the Circle K at 4<sup>th</sup> and Norton. Dispatched stated the the suspect Left NB on Barber Rd. towards Norton. Dispatch stated that the suspect was driving a dark colored Dodge vehicle possibly a Stratus. I went NB on State St. to get onto 76. Upon passing the exit ramp to 76 I noticed a car sitting a little back of the light. The car looked a little like the one that dispatched Described. I turned around to get a better look at the vehicle. When I got there the driver of the car was Outside of the vehicle. The driver was wearing a brown leather jacket and blue jeans similar to the description dispatch gave. The driver was asked to put his hands on the car. The driver immediately put his hands behind his back as if he was being arrested. I asked the driver if he was at Circle K and he said yes. I asked him what he was doing there and he stated, "That it was a long story." I reached into the suspects pockets to make surc he didn't have any weapons. Inside the driver's pocket was found the stolen money from Circle K. The driver had 14 dollar bills, 1 ten, 4 five dollar bills, silver dollar and a roll of dimes. That was exactly what was reported taken from the store. Letso was placed under arrest and brought to the station. On the way into the station Letso stated that he threw the weapon he used in the robbery somewhere out on the road.

**REPORTING OFFICER:**

**SUPERVISOR:**

Deleted:



"The Magic City"



August 15, 2006

Lt. Lynn Freshly  
Officer Jeffrey Donley  
Officer Charles Mingle  
Officer Robert Lynn  
Officer [REDACTED]

## **COMMENDATION**

### **INCIDENT: Arrest of Christopher A. Foster**

Your supervisor, Lt. Lynn Freshly, has reported to me your determined efforts in the quick apprehension, and investigation in the arrest of Christopher A. Foster.

After hearing the radio dispatch call of the aggravated robbery of Lisa Benson Officer Donley in checking the immediate vicinity of the robbery located a man, Christopher A. Foster, sitting in a red Ford Escort with the motor running in the parking lot of the Austin Lake Apartments. The vehicle left the parking lot and was stopped at the Alpeter Lot. Upon approaching the vehicle, possible evidence from the robbery was visible in the vehicle. After consent was given, officers searched the vehicle and found Lisa Benson's identification and other property in the car and Mr. Foster was placed under arrest. The registration on the car led the officers to 574 East Fifth Street Lane where consent was given by the occupant to search the apartment. More evidence from the robbery was located. Mr. Foster resembled a suspect in the recent robbery of the Mature Video Arcade and after questioning by detectives he admitted to that offense also

Your determined resourceful efforts and diligence to bring this case to a close are to be commended and are consistent with the goals of the Barberton Police Department to keep a safe environment for our citizens. Please accept my sincere thanks and the appreciation of the community you serve.

Sincerely,

**MICHAEL C. KALLAI**  
Chief of Police

MK/pm cc: Mr. Ricks, Safety Director  
Council Safety Committee Members  
Files

**BARBERTON POLICE DEPARTMENT**

NAME \_\_\_\_\_  
ADDRESS \_\_\_\_\_  
PHONE \_\_\_\_\_  
DATE OF BIRTH: 12 / 10 / 69 SSN \_\_\_\_\_  
CITY/ZIP DOYLESTOWN, 44230  
PAGER # \_\_\_\_\_  
MARITAL STATUS S

APPOINTMENT DATE 9 / 21 / 98 NO. YRS. SERVICE 5

COLLEGE MOUNT UNION DEGREE/MAJOR HISTORY / POLYTECHNICAL SCIENCE

MILITARY SERVICE FROM \_\_\_/\_\_\_/\_\_\_ TO \_\_\_/\_\_\_/\_\_\_ BRANCH \_\_\_\_\_

OTHER POLICE SERVICE MEDINA COUNTY SHERIFFS OFFICE

SPOUSE'S NAME OR SIGNIFICANT OTHER \_\_\_\_\_

**PERSON TO NOTIFY IN CASE OF INJURY/ILLNESS**

NAME NO ONE RELATIONSHIP \_\_\_\_\_  
ADDRESS \_\_\_\_\_ PHONE (\_\_\_\_) \_\_\_\_\_

CHILDREN	DOB
_____	<u>12-21-00</u>
_____	<u>12-5-01</u>
_____	_____
_____	_____
_____	_____

PHYSICIAN DR. COOIL PHONE (\_\_\_\_) \_\_\_\_\_  
ADDRESS \_\_\_\_\_

BLOOD TYPE \_\_\_\_\_ ALLERGIES? (If yes, list) PENICILLIN  
ANY MEDICATION YOU ARE CURRENTLY ON \_\_\_\_\_

**TRAINING SCHOOLS ATTENDED: INSTRUCTOR STATUS?**

COURSE	LOCATION	HOURS	YEAR
1. _____	_____	_____	_____
2. _____	_____	_____	_____
3. _____	_____	_____	_____
4. _____	_____	_____	_____
5. _____	_____	_____	_____

(Use attachments if necessary)

SIGNATURE \_\_\_\_\_  
DATE 9-9-03





## "The Magic City"



June 2, 2003

### PERSONNEL ORDER 03-07

**TO: ALL PERSONNEL**  
**FROM: CHIEF MICHAEL KALLAI**  
**SUBJECT: S.W.A.T. TEAM PERSONNEL**

**ORDER:** Effective immediately, the following officers will make up the SWAT team for the Barberton Police Department.

#### PERSONNEL:

1. Lt. Lynn Freshly – Team Leader
2. Sgt. Vince Morber – 1<sup>st</sup> Assistant Team Leader
3. Sgt. Matt Sunkin – Sniper Team Leader
4. Sgt. Chris White – Negotiator
5. Officer Rick Babcock – Negotiator
6. Det. Gerard Antenucci – Sniper
7. Det. Monte Harris
8. Officer Ricardo Wilkson
9. Officer Brian Davis
10. Officer David Dawson
11. Officer Chris Mitchell
12. Officer [REDACTED]
13. Officer Jeff Donley
14. Officer Steve Coburn
15. FF. Dave Conner – Tactical EMS
16. FF. Jerry Bott – Tactical EMS
17. FF. Tim Kalmar – Tactical EMS
18. Dr. Tim Billups – S.W.A.T. Physician

**CANCEL:** This order supersedes and cancels Personnel Order 02-04.

LT. LYNN FRESHLY  
Patrol Commander

LF/pm

cc: All Supervisors  
Policy Books

Michael C. Kallai • Chief of Police  
576 West Park Avenue • Barberton, Ohio 44203  
[www.cityofbarberton.com](http://www.cityofbarberton.com)





"The Magic City"



January 21, 2003

Officer [REDACTED]

## COMMENDATION

INCIDENT: Traffic Stop and Arrest of wanted person  
William P. Davis ATF Warrant for Weapons Violations

Officer Shields:

Your supervisors have recommended you for a commendation for your actions in the Traffic Stop and subsequent arrest of William D. Davis. I have read the reports and found that during your patrol you noticed Mr. Davis driving in an "unorthodox" manner and he aroused your suspicions. In checking the registration a hit confirmation came back on Mr. Davis who was wanted by ATF for various weapons charges. It is believed Mr. Davis was fleeing the area after learning of his recent Federal Indictment. Your being alert, and watchful of erratic drivers and your diligence to duty brought Mr. Davis into custody. Your actions are to be commended and I hope you continue to live up to the purpose and goals of the Barberton Police Department

MICHAEL C. KALLAI  
Chief of Police

MK/pm

cc: Mr. Ricks, Safety Director  
Council Safety Committee Members  
Lt. Don Adamson  
Files ✓

Michael C. Kallai • Chief of Police  
576 West Park Avenue • Barberton, Ohio 44203  
[www.cityofbarberton.com](http://www.cityofbarberton.com)



**BARBERTON POLICE DEPARTMENT** - InterOffice Memo

**TO:** Lisa Miller, Officer [REDACTED]  
**FROM:** Chief Michael C. Kallai  
**DATE:** July 30, 2001  
**SUBJECT:** Citizens Complaint

---

A Pre-Disciplinary Hearing concerning a citizens complaint by Carol Brown was held in the Human Resources Office on Friday July 20, 2001 at 14:00 Hrs. Attending the meeting were : Lisa Miller, Human Resources Director, Leon Ricks, Safety Director, Chief Mike Kallai, Barberton Police, Randy Weltman, Attorney for the O.P.B.A, Officer Paul Flaker, O.P.B.A. Blue Unit Rep. And Officer [REDACTED]

Chief Kallai read the complaint and investigation that had been completed by Lt. Don Adamson.

Officers [REDACTED] was given an opportunity to explain the events of June 1, 2001.

After hearing Officers [REDACTED] explanation, the complaint was judged unfounded.

A handwritten signature in cursive script, appearing to read "Michael C. Kallai".

Chief Michael C. Kallai

cc: Leon Ricks  
File

CITY OF BARBERTON  
**NOTICE OF PRE-DISCIPLINARY CONFERENCE**

Employee Name: [REDACTED] \_\_\_\_\_

Date: July 17, 2001

This notice is provided to advise you that a pre-disciplinary conference will be held at 2:00 PM  
on Friday, July 20, 2001 at Human Resources Office – Room 102 (TIME)

to provide an opportunity for you to respond to the following allegations of misconduct:

On June 1, 2001 Officer [REDACTED] is accused of being extremely discourteous to Carol Brown, a representative from MADD of Summit County. He also used his uniform "office" to acquire food from a local restaurant without offering to pay for it.

Violations of: Section 10.15 Ethical Conduct

Section 10.17 Unbecoming Conduct

Section 20.01 Courtesy to Public of the Barberton Police Rules &

Regulations.

Substantiation of the allegations presented at this pre-disciplinary conference may result in disciplinary action ranging from an oral warning or counseling up to and including suspension or termination.

You have the right to:

1. Appear at the conference to present an oral or written statement in your defense;
2. Appear at the conference and have a Union representative present.

If you elect to attend the conference and present evidence in your defense, and/or if you are asked questions about these matters, you must answer truthfully. If it is determined that your responses were not truthful, such dishonesty may result in further disciplinary action.

If you have any questions in regard to the Pre-Disciplinary Conference procedure, please contact the Director of Human Resources immediately.

cc: Leon T. Ricks, Director Public Safety  
Chief Michael Kallai  
Lisa Okolish Miller, Director Human Resources  
File



FULL COPY



# POLICE DEPARTMENT Investigative Report

**TYPE OF INVESTIGATION: INTERNAL**

**DATE: 07-09-01**

**STATUS: OPEN**

**Officer** [REDACTED]

**Sequence of events:**

On 7/7/01 at 0002 hours a fax sent to Chief Kallai and a courtesy copy to Sergeant Sunkin was received on the internet. This fax read by both parties on the morning of the 7<sup>th</sup> of July. The fax originated from Carol@rapidmailing.com. Carol is Carol Brown who works at Rapid Mailing and is a victim advocate for MADD of Summit County. On June 1<sup>st</sup>, Carol came to our station and as part of the MADD ride-along program rode with Officer [REDACTED]. This experience prompted her to write the attached fax to the attention of the Chief.

On July 9, Chief Kallai assigned me the task of looking into the validity of the complaint. Areas of concern were as follows: Which clerk was working at Dairy Mart on June 1. If the clerk gave Officer [REDACTED] money for him to go to Taco Bell? What happened to the money after Officer [REDACTED] took it from the clerk? Did Officer [REDACTED] receive Taco Bell food free and then give it to the Dairy Mart Clerk? Which supervisor assigned Officer [REDACTED] to take Carol as a ride-along? Interview Carol Brown, the Dairy Mart clerk, and Officer [REDACTED].

A copy of the third shift schedule is attached to this report. The on duty OIC was Lt. Freshly.

**Interviews:**

July 10, 2001, 1000 hours, **Jack Malone**, manager of Dairy Mart was interviewed. He can be reached during the day at [REDACTED]. I explained when a complaint against an officer is received; the department assigns an officer to investigate the validity of the complaint against the officer. I asked whom the person was working on June 1<sup>st</sup>. He stated it was Brenda. He went on to say Brenda works tonight. I asked if it was okay to talk with Brenda at the store. He had no problems with me talking to Brenda at work. Jack stated Brenda talks about two officers who come in every morning



Internal Investigation involving Officer [REDACTED]

Date: July 10<sup>th</sup>, 2001

and check the business. One of the names she mentioned was [REDACTED]

July 10, 2001, 1230 hours **Carol Brown** was interviewed. I went to Rapid Mailing at 3424 State Road in the Falls. We meant briefly in her office and she insisted on going to her boss's office, Gloria Buwala. Gloria is the Summit County Chapter director of MADD, and is Carol's boss. The interview started by reviewing the fax sent to our office on the 7<sup>th</sup> of July. Carol indicated she did not send the fax initially because she felt like a snitch. Part of her job with MADD is to go with officers and analyze DUI enforcement in Summit County. She felt by telling on an officer's behavior it might jeopardize her ability to do a fair assessment of DUI enforcement in Summit County. When she talked with a friend, who is also an officer with another city, he convinced her to let the Chief of Police know about her experience with Office [REDACTED]. Carol knows Sgt. Sunkin from arranging ADAP training for members of the Department. She sent him a courtesy copy of the fax.

Carol arrived to the station at approximately 2145 hours. She sat in the lobby until after 2230 hours when the officers came out to the lobby. When Officer [REDACTED] came out he handed her a ride along waiver and said "here, sign this". After signing the paper, she handed it back to Officer [REDACTED]. Officer [REDACTED] walked out saying nothing. Officer [REDACTED] never introduced himself. Carol did not know the name of the Officer with whom she had rode. Carol followed him to the car. When they started out Carol asked how many cars were out tonight. Officer [REDACTED] replied he was getting a cold and would not be talking much tonight. Carol stated she felt uncomfortable at this point and knew Officer did not want a rider tonight. Officer [REDACTED] proceeded to McDonalds where he talked to the first clerk for a couple of minutes and then pulled up and talked to two more female clerks who were standing outside. He talked to the two clerks for over five minutes. Officer [REDACTED] then started driving around the residential areas. Carol asked a couple of short questions and Officer [REDACTED] answered the questions, but was very short and to the point.

I asked about any discussion she had with Officer [REDACTED] during the night. She recalled asking if he went to any ADAP

REPORTING OFFICER: Lt. Don Adamson #26

Internal Investigation involving Officer [REDACTED]

Date: July 10<sup>th</sup>, 2001

school. She recalled him saying he came to Barberton Police Department from the county and went to accident investigation school.

Carol stated they went by an apartment by Cheer's on 31<sup>st</sup> Street. There was a large crowd by this apartment and Officer [REDACTED] parked the cruiser but never exited. Two men drinking beer walked to a black pick-up parked near the cruiser. Carol told Officer [REDACTED] they each had a beer. Carol thought Officer [REDACTED] would stop them, but Officer [REDACTED] watched them get into the truck and drive away. Officer [REDACTED] waited by this apartment for several minutes before leaving. They went to Dairy Mart at Johnson's corner. When they pulled into Dairy Mart lot, Carol commented the black pickup that was at the party is now gassing up at the pumps.

Officer [REDACTED] and Carol went into Dairy Mart. The clerk asked Officer [REDACTED] if he was going to Taco Bell. The clerk then handed Officer [REDACTED] some money. Carol did not see how much. When they left Dairy Mart, they went to Taco bell. Officer [REDACTED] placed an order and did not have to pay for it. Carol does not know what happened to the money Officer [REDACTED] received from the clerk. Officer [REDACTED] returned to Dairy Mart and gave the bag of food to the clerk.

Carol remembered the last time she rode with an officer; there was trouble at Steve's Infield. Carol has been to our station three previous times. Carol asked about Steve's and Officer [REDACTED] drove there and parked in the ball field's parking lot. There was no activity going on so Officer [REDACTED] left. She rode with Officer Mullenix on June 30 of 2000, Officer Green on August 4 of 2000, and Officer Braman on October 13 of 2000. She felt each officer was very professional and did a nice job for the City. Carol stated while they were driving around there was one car that made a left hand turn from the right hand lane at Johnson's corner. Officer [REDACTED] stopped this vehicle and cleared with a warning to the driver.

Carol remembered a car which was they were behind was swerving and wondered why Officer [REDACTED] never stopped this vehicle. At 0200 hours, Carol stated she was getting tired, while in fact, she was frustrated and upset. They went

REPORTING OFFICER: Lt. Don Adamson #26

Internal Investigation involving Officer [REDACTED]

Date: July 10<sup>th</sup>, 2001

to the station and entered the dispatch center. There were three other officers already inside dispatch center. The officers and dispatchers were talking and no one even introduced her to the other officers or dispatcher. Carol stood around for fifteen minutes before they left the dispatch area. The other officers remained in the dispatch area. Carol left for home and was quite displeased with officer [REDACTED]

Carol stated she has been on almost forty drive-a-longs and this was the worst experience she has ever had. Carol had to call Monday to find out which officer she rode with on Friday night. Officer [REDACTED] never introduced himself, or told her his name. Carol provided me with a copy of officers she has rode with before. She also provided me with a copy of her June 5<sup>th</sup> summary in which she mentioned her experience. On this date, she indicated in the report she did not contact the Chief. Another officer from another agency convinced her to voice her complaint. This is what she did on July 7.

On July 10, 2001 at approximately 2130 hours the clerk at Dairy Mart, **Brenda Layton** was interview. Brenda stated a little after midnight she saw a cruiser passing by the lot and waived him in. Brenda needed to use the restroom and the second clerk did not come in until 0100 hours. She asked [REDACTED] if he could stay in the store for a couple of minutes while she used the restroom. When she came out, she asked if he was going to Taco Bell. He said he would and Brenda handed him two dollars. [REDACTED] exited the door and then came back in and put the money down on the counter stating she did a lot for the police and this one was on him. He left the store. Brenda remembers [REDACTED] having a rider with him but did not talk to her. [REDACTED] returned later and gave her the bag of food and then left. I asked what she did for the police. She stated using her money to purchase pizza when officers came in. I asked how many times the police went to get her food. She stated this was the first time she asked [REDACTED]. Brenda stated Chris brought her food back before. This would have been Officer Mitchell and this happened only once. This concluded the interview.

**From:** carol <carol@rapidmailing.com>  
**To:** "mkallai@cityofbarberton.com" <mkallai@cityofbarberton.com>  
**Date:** 7/7/01 12:02AM  
**Subject:** 6/1/01 Ride-along

Dear Chief Kallai,

As the victim advocate for Mothers Against Drunk Driving, I go on ride-alongs every weekend with different departments around Summit County. I have rode with your department 4 times, and I would like to let you know of my experience with your officer, [REDACTED].

I was not going to say anything to you, but in talking to another officer friend of mine that lives next door to one of your officers, he said that you would want to know what happened.

On June 1, 2001 I rode with Officer [REDACTED]. I was sitting in the waiting area while the officers were in roll call, an officer came out, handed me a release form and said to me "here sign this". I signed the form and he started walking outside so I followed him. He got into a car, so I opened the door and got in. I asked him "how many officers are out tonight" and he said "I going to tell you right now that I am starting to get a cold and I won't be talking very much". I could tell that he did not want me there so I just kept quiet. He drove directly to McDonalds and when we pulled up to the window, he was smiling and talking. Then we drove further up and he stopped and carried on a whole conversation with two other McDonald employees who were standing outside smoking.

The only call that he went on was to a loud party, and when we pulled up to the party, two men came out of the apartment carrying open bottles of beer, they got into a truck and drove away. I thought for sure that he would go after them, but no he didn't bother. We were driving behind several possible DUI's, but he not once stopped anyone.

Another thing that happened was when we were approaching a light at a large intersection by a Dairy Mart, there was a car sitting in the right lane. [REDACTED] drove across two lanes and turned left in front of other vehicles. [REDACTED] did turn on his lights and stopped them, but then let them go.

He did not write one ticket, He did not make one traffic stop, and I don't think he went to one call. He did however go get Taco Bell for the girl that works at Dairy Mart and took her lunch back to her. Finally I was so upset at about 2:30am, I told him to take me back to my car so I could go home.

Not once did this officer even tell me what his name was. I had to call your office the following Monday to find out who I had rode with.

It is unfortunate that there are really great officers out there trying to get into your department and the ones that are there really don't appreciate what they have!

Sincerely,  
Carol Brown  
Victim Advocate  
Mothers Against Drunk Driving  
330/929-6245

**CC:** "msunkin@cityofbarberton.com" <msunkin@cityofbarberton.com>





**BARBERTON POLICE DEPARTMENT - Memo**

**TO:** Lt. Adamson  
**FROM:** Sgt. Steve Burt, 3<sup>rd</sup> Shift Uniform  
**DATE:** July 16, 2001  
**SUBJECT:** Ptl. [REDACTED]

---

Sir,

On Sat. the Chief informed me on the investigation concerning Ptl. [REDACTED]. He plans to have a pre-disciplinary hearing on Thur. After I left the Chief, I got to thinking, shouldn't Ptl. [REDACTED] be brought in and interviewed and a determination made if the complaint has merit before a pre-disciplinary hearing is held. There are always two sides to everything and I believe Ptl. [REDACTED] deserves at least the opportunity to give his side before the determination to discipline is made. Would you please discuss this with the Chief so a decision can be made before he leaves for his conference and the notice of the hearing is left for Ptl. [REDACTED]?

Respectfully,

Sgt. Steve Burt # 29.

cc:



POLICE DEPARTMENT  
MICHAEL C. KALLAI, Chief

"To Serve, Protect,  
and Respect"

December 5, 2000

## Personnel Order 00-19

**TO:** ALL PERSONNEL  
**FROM:** Lt. William R. Pfeiffer  
**SUBJECT:** ASSIGNMENT OFFICERS DAWSON #36, BRAMAN #38, MARIC, #11, LYNN #40, [REDACTED] AND GREEN #39

**ORDER:** Effective on the dates listed the below officers will be assigned:

On Wednesday January 3, 2001 Officer *David Dawson #36* will be assigned to Third Shift Patrol, 2200 – 0600 hrs. Lt. Freshly will assign his days off.

On Monday January 8, 2001 Officer *Sasa Maric #11* will be assigned to Second Shift Patrol, 1400 - 2200 hrs. Lt. Nahas will assign their days off.

On Thursday January 11, 2001 Officer *Brad Braman #38* will be assigned to Second Shift Patrol, 1400 - 2200 hrs. Lt. Nahas will assign his days off.

On Wednesday January 10, 2001 Officer *Robert Lynn #40* and Officer [REDACTED] will be assigned to Third Shift Patrol, 2200 – 0600 hrs. Lt. Freshly will assign their days off.

On Friday January 12, 2001 Officer *Michael Green #39* will be assigned to Second Shift Patrol, 1400 - 2200 hrs. Lt. Nahas will assign his days off.

William R. Pfeiffer #21  
Lieutenant, Patrol Commander

cc: Policy Books  
SafDir  
Chief



**BARBERTON POLICE DEPARTMENT - Memo**

**TO:** Ptl. [REDACTED]  
**FROM:** Lt. Brian Jamison, 2<sup>nd</sup> Shift Uniform  
**DATE:** March 26, 2000  
**SUBJECT:** Commendation

---

Ptl. [REDACTED],

On 03-22-00 Mr. Robert Young called to commend you for a fine job that you did following up on a telephone harassment case. Mr. Young wanted us to know that he felt that you went out of your way to help him. Mr. Young stated that you were a fine member of our department and an excellent reflection of the officers that we have.

I want to formally commend you for the service that was given to Mr. Young. This type of work can be held up as a good example for others to follow. This type of citizen contact is needed in order to improve police-community relations.

Keep up the good work!

Sincerely,

A handwritten signature in cursive script, appearing to read "Lt. Brian K. Jamison".

Lt. Brian K. Jamison

cc: Chief Kallai  
files

**TO:** Lt Jamison  
**FROM:** Ptl. C. White #46  
**DATE:** 03-24-00  
**REF:** Compliment on Ptl. [REDACTED]

---

On 03-22-00 Mr. Robert E. Young called regarding a report that Ptl. [REDACTED] took on telephone harassment on, or about, 02-15-00. Mr. Young stated that he wanted Ptl. [REDACTED] superiors to know what a good job he had done in following up on the call and subsequently arresting three violators. He went on to say that he believed that Ptl. [REDACTED] had gone out of his way to help him, and that he should be recognized for his efforts. He further agreed that he believed Ptl. [REDACTED] to be a fine member of our department, and an excellent reflection of the officers that we have. Finally, he stated that it is too often that our efforts go unnoticed, yet we are constantly scrutinized.

I cannot put into words how pleased Mr. Young was with the service that he received. I sincerely believe that because of Ptl. [REDACTED] efforts, the department as a whole has made a friend and supporter for life.

I thanked Mr. Young and advised him that I would make certain that Ptl. [REDACTED]'s efforts were brought to the attention of his superiors.

Mr. Robert E. Young can be contacted at [REDACTED]

Respectfully Submitted,



Ptl. C. White #46



**BARBERTON POLICE DEPARTMENT** - Inter - Office Memo

**TO:** Officer [REDACTED]  
**FROM:** Chief Michael C. Kallai  
**DATE:** May 22, 2000  
**SUBJECT:** Reward from Lori Henshaw

---

As you know we do not solicit reward for the actions we take in our regular duties as police officers. In this case I see that the family you assisted were truly grateful and wished to compensate you in some way. Please accept the Bob Evans certificates and *please* continue to be a fine example of the kind of employees the Police Department needs to accomplish our goals for the community.

A handwritten signature in cursive script, appearing to read "M. C. Kallai".

cc: Safety Director, Leon Ricks

5/11/00

Dear [REDACTED]

Thank you for your extra effort w/ Cheree. I'm glad she finally broke down and told you the truth about getting suspended. I had to lay on some guilt for that, but it worked. I really believe taking her to the D.H. made a difference, <sup>because</sup> ~~but~~ this time when she couldn't see Jash, she hardly put up a fight. We still have good days (40%) and bad days (60%), but probably will for a long time to come.

I finally talked her dad into calling her, but we haven't been home when he calls and she won't return any of his messages. He never calls at the time he says he's going to - I don't know if that's intentional or not.

Oh well. That's enough of that. Don and I want to say thanks again for your help and extra effort.

Enjoy breakfast, lunch, or dinner!

Derit Don



POLICE DEPARTMENT  
MICHAEL C. KALLAI, Chief

"To Serve, Protect,  
and Respect"

**BARBERTON POLICE DEPARTMENT  
Non - Tobacco User Statement**

I \_\_\_\_\_ understand that, pursuant to Barberton Police Department Rules and Regulations, Section 20.18 (A-6), I will be a non-smoker/user of tobacco products while employed by the Barberton Police Department.

I, \_\_\_\_\_ understand that, according to Section 20.18 (B-1), I will not use smokeless tobacco while on duty or in uniform.

Signed \_\_\_\_\_ Date 10-26-99  
Witness [Signature] Date 10/26/99



POLICE DEPARTMENT  
MICHAEL C. KALLAI, Chief

September 21, 1999

"To Serve, Protect,  
and Respect"

Officer [REDACTED]  
[REDACTED]

Doylestown, Ohio 44230

Officer [REDACTED]

It is with great pleasure that I formally tell you that your supervisors have recommended you as a permanent Barberton Police Patrol Officer. Your one-year probationary period ends today.

I wish to second the recommendations, and congratulate you on your very good evaluation performance during the past year. Your performance has been consistent with the mission, goals, and motto of the Barberton Police Department. Your probationary period as a Police Patrol Officer has been satisfactorily completed!

I have confidence in your abilities and feel the city is very fortunate that you applied for a position here and completed your training with us. I know you will continue to increase your job knowledge and skills, and become a valuable asset to our department. I also look forward to our continued association. Keep up the good work and best wishes as a permanent patrol officer!

Sincerely,

MICHAEL C. KALLAI  
Chief of Police

MK/pm

cc: Files  
Safety Director Ricks  
Lt. Pfeiffer, Patrol Commander  
Civil Service Commission  
Lisa Miller, Human Resources Director





## BARBERTON POLICE DEPARTMENT

Intra-Office Memo

TO: Chief Kallai  
FROM: Lt. Brian K. Jamison, 2<sup>nd</sup> Shift Uniform  
DATE: September 8, 1999  
SUBJECT: Officer [REDACTED]

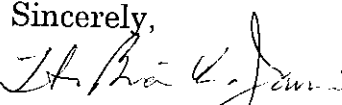
---

Chief,

As you know, Officer [REDACTED] will end his probationary status on 09-21-99. I fully recommend that he be retained as a full time Officer with the Barberton Police Department. Officer [REDACTED] has received above average evaluations since he started his career with us. He is consistently one of the top producers on the shift. He is highly self motivated, needs little supervision, and does a good job following up on reports.

Once again, I highly recommend that Officer [REDACTED] be retained as a full time barberton Police Officer.

Sincerely,

  
Lt. Brian K. Jamison

cc:



POLICE DEPARTMENT  
MICHAEL C. KALLAI, Chief

"To Serve, Protect,  
and Respect"

September 9, 1999

## PERSONNEL ORDER 99 - 18


TO: ALL PERSONNEL  
FROM: CHIEF, MICHAEL C. KALLAI  
SUBJECT: S.W.A.T. TEAM PERSONNEL

ORDER: Effective immediately, the following three officers are hereby added to the S.W.A.T. team: Sgt. Vincent Morber, Officer Chris Mitchell, and Officer [REDACTED]

PERSONNEL: With the addition of the new personnel, the S.W.A.T. team currently consists of the following volunteers:

1. Lt. Lynn Freshly - Team Leader
2. Lt. William Pfeiffer - 1st Assistant Team Leader
3. Lt. Brian Jamison - 2nd Assistant Team Leader
4. Sgt. Vincent Morber
5. Det. Bruce Berlin
6. Officer Gerry Antenucci
7. Officer Monte Harris-K-9 support
8. Officer Brian Brown
9. Officer-Ricardo Wilkson
10. Officer Brian Davis
11. Officer Chris Mitchell
12. Officer Officer [REDACTED]
13. Off. Rick Babcock - Negotiator
14. Off. Chris White - Negotiator
15. FF. Dave Conner - Tactical EMS
16. FF. Jerry Bott - Tactical EMS
17. FF. Tim Kalmar - Tactical EMS
18. Dr. Michael Frank - S.W.A.T. Physician

CANCEL: This order supersedes and cancels Personnel Order 96-24.

  
MICHAEL C. KALLAI  
Chief of Police

MK/pm  
cc: All Supervisors  
Policy Books



POLICE DEPARTMENT  
MICHAEL C. KALLAI, Chief

"To Serve, Protect,  
and Respect"

March 24, 1999

## Personnel Order 99-5

TO: ALL PERSONNEL  
FROM: Lt. William R. Pfeiffer  
SUBJECT: **CHANGE OF ASSIGNMENTS OF OFFICER  
BRAMAN, LYNN, [REDACTED] BROWN, AND MITCHELL**

ORDER: Effective on the dates listed the below officers will be assigned:

On Sunday March 28, 1998 Officer Brad Braman #38 will be assigned to 1<sup>st</sup> Shift Patrol 0600 – 1400 hours.

On Sunday March 28 1998 Officer Robert Lynn #40 and Officer [REDACTED] will be assigned to 2<sup>nd</sup> Shift Patrol 1400 – 2200 hours.

On Sunday March 28, 1998 Officer Brian Brown #43 and Officer Chris Mitchell #13 will be assigned to 3<sup>rd</sup> Shift Patrol 2200 – 0600 hours.

The respective shift supervisor will assign days off and make adjustments.

William R. Pfeiffer #21  
Lieutenant, Patrol Commander

cc: Policy Books  
SafDir  
Chief



**BARBERTON POLICE DEPARTMENT - Memo**

TO: Chief Michael Kallai  
FROM: Lt. Ernie Penko, 1<sup>st</sup> Shift Uniform  
DATE: March 8, 1999  
SUBJECT: [REDACTED] Request

---

Attached you will find a request from Ptl. [REDACTED] asking permission to begin working extra jobs. I see no reason not to permit him to do so. Please let me know when he may begin working extra jobs. I have already averaged him into the shift overtime list.

cc:

OK  
MK  
3-8-99

---



City of Barberton, Ohio  
**Oath of Office**

The State of Ohio, Summit County, ss.

I, \_\_\_\_\_ do solemnly swear that I will support  
the Constitution of the United States, the Constitution of the State of Ohio, and the  
Charter of the City of Barberton, and that I will faithfully, honestly and impartially  
discharge the duties of POLICE OFFICER  
of the City of Barberton in Summit County, Ohio.

Sworn to before me, and signed in my presence this 21 day of SEPTEMBER, 19 98



*Margaret R. Myers*  
MARGARET R. MYERS, Notary Public  
State of Ohio  
My Commission Expires 4-27-00

*Leon T. Ricks*  
LEON T. RICKS, Mayor DIRECTOR PUBLIC SAFETY





PUBLIC SAFETY

September 21, 1998

[REDACTED]  
Doylestown, Ohio 44230

Re: Appointment

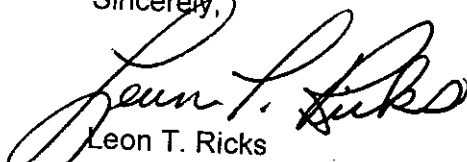
Dear [REDACTED]

Congratulations! You are hereby appointed to the position of Police Officer in the Barberton Police Department effective September 21, 1998.

You are being placed in wage Step 4, 14.99 per hour commensurate with your prior certifiable training, experience and education.

Good Luck in your new career!

Sincerely,

  
Leon T. Ricks  
Director of Public Safety

LTR/ah

cc: Mayor Randy Hart  
Chief Michael Kallai ✓  
Lisa Miller, Dir Human Resources  
Ray Flickinger, Jeannette Speedy  
Council Members  
Council Clerk  
Civil Service Commission  
file



POLICE DEPARTMENT  
MICHAEL C. KALLAI, Chief

"To Serve, Protect,  
and Respect"

September 18, 1998

## PERSONNEL ORDER 98-22

TO: PATROL PERSONNEL  
FROM: Lt. William Pfeiffer  
SUBJECT: New Assignments Officer Mitchell, Officer Jackson, and Officer  
Braman

ORDER: Effective on the dates listed below the following officers will be assigned as follows:

On Sunday 10/4/98 Officer Brad Braman will be assigned to 1<sup>st</sup> Shift, 0640 hrs. to 1440 hrs. Officer Braman's FTO will be Officer Chuck Ingram and he will be assigned #5 days off.

On Sunday 10/4/98 Officer Chris Mitchell will be assigned to 2<sup>nd</sup> Shift, 1440 hrs. to 2240 hrs. Officer Mitchell's FTO will be Officer Monte Harris and he will be assigned #6 days off.

On Monday 10/5/98 Officer Brian Jackson will be assigned to 3<sup>rd</sup> Shift, 2240 hrs. to 0640 hrs. Officer Jackson's FTO will be Officer Rick Babcock and he will be assigned #7 days off.

The shift supervisors of each officer will adjust days off.

WILLIAM R. PFEIFFER #21  
Lieutenant, Patrol Commander

cc: Chief  
Policy Books  
SaDir





POLICE DEPARTMENT  
MICHAEL C. KALLAI, Chief

September 18, 1998

"To Serve, Protect,  
and Respect"

## PERSONNEL ORDER 98-21

**TO:** ALL PERSONNEL  
**FROM:** CHIEF MICHAEL C. KALLAI  
**SUBJECT:** NEW OFFICER [REDACTED]

### ORDER:

On Monday September 21, 1998 at 0900 hours, a new Police Officer, [REDACTED] will begin his career with the Barberton Police Department. He will report to Chief Mike Kallai, and work first shift on the 21st.Ptl. Dan Adair will be his first Field Training Officer on First Shift Lt. Ernie Penko will arrange his scheduling during this training period.

Officer Shields will be sworn-in at 09:00 hours, September 21st, in the Mayor's conference room by Safety Director Leon Ricks. Interested persons are welcome to attend.

### Employee Information:

Officer [REDACTED]  
[REDACTED]  
Doylestown, Ohio 44230

PH: [REDACTED]  
DOB: 12/10/69  
SS#: [REDACTED]  
Badge/ID#: [REDACTED]

MICHAEL C. KALLAI  
Chief of Police

MK/pm

cc: Policy Books  
BBoard  
Safety Director Leon Ricks  
HRD - Lisa Miller  
Civil Service Commission  
Safety Committee Members  
Officer



# Medina County Sheriff

*Neil F. Hassinger*

555 Independence Drive, Medina, Ohio 44256  
(330) 725-0028

September 22, 1998

Barberton Police Department  
576 W. Park Av.  
Barberton, OH 44203

RE: [REDACTED]  
SSN [REDACTED]

To whom it may concern:

This letter is to correct my previous correspondence in regards to Herb's sick balance. I processed his final payroll yesterday and was advised that [REDACTED] took a sick day his last week here. Therefore, his correct sick balance with our department is 243.3 hours instead of 251.3.

If you have any questions, please feel free to call me at (330) 725-9147, extension 1603.

Respectfully,

A handwritten signature in cursive script that reads "Pamela M. Teubner".

Pamela M. Teubner  
Personnel Assistant

pmt

cc: Personnel file



POLICE DEPARTMENT  
MICHAEL C. KALLAI, Chief

"To Serve, Protect,  
and Respect"

August 10, 1998

[REDACTED]  
Doylestown, Ohio 44230

Dear Mr. [REDACTED]:

This letter is to advise you that on behalf of the appointing authority, Safety Director Leon Ricks, I am *conditionally* giving you a job offer for the position of Barberton Police Officer. In order to move to the final stages in the hiring process, you must successfully complete a psychological examination and full medical examination and screening.

As per our telephone conversation today, you must set up an appointment at Akron General Hospital's **Corp Care Clinic**, 400 Wabash Avenue, Akron. They prefer if you could fast after midnight and until the testing. If you need to call Corp Care, the number is 1-888-218-2273 or 384-6578. Please remind them this is to be a *complete safety forces physical examination*.

You must also set up an appointment for the psychological exam with **Dr. James Helmuth and Associates**, 3200 West Market Street, Akron. The telephone number to call Dr. Helmuth is 869-5279.

As soon as possible make these appointments and then contact me or Mrs. Myers at my office (848-6701) with the date and time. Both places should be expecting you to contact them.

I will be in contact with you after receiving the testing results, which may take about two weeks. Please contact me if you have any questions about the hiring process. Congratulations, and good luck!

Sincerely,

Michael C. Kallai  
Chief of Police

MK/pm

cc: Safety Director  
Human Resources Director  
Files

**Barberton Police Department**  
**Notice of Corrective Counseling**

Employee Name \_\_\_\_\_ Date 11-26-2019

Supervisor Name Sgt Brian Davis #41

- **Notice to Employee:** You are receiving this notice because of a performance problem that must be improved. It is expected that you will respond in a positive manner to correct the noted deficiency.
- This notice is **not** a formal disciplinary action; however it may be used in future progressive discipline if deficiency is not corrected.

Type of problem: Behavior X Productivity \_\_\_\_\_

What did employee do or not do to lead to this **Notice**? (*Attach separate sheet if needed*).

While Officer [REDACTED] was responding to a call, he crashed into a parked vehicle.  
201905017

What does employee have to do to correct this problem?

Officer [REDACTED] needs to be more aware the next time.

How much time is being given for employee to show that this problem will not reoccur in the future?

None is needed. Officer [REDACTED] feels bad enough about the incident. Officer [REDACTED] has always been aware in the past and he is harder on himself about this matter.

Employee's Signature \_\_\_\_\_ Date 11-26-19

Supervisor's Signature Sgt Brian Davis 41 Date 11-26-19

cc: employee  
supervisor  
chief  
union  
file

Barberton Police Department  
Notice of Corrective Counseling

Employee Name Ptl. [REDACTED]

Date 3/23/2012

Supervisor Name Sgt. Donley #20

- Notice to Employee: You are receiving this notice because of a performance problem that must be improved. It is expected that you will respond in a positive manner to correct the noted deficiency.
- This notice is not a formal disciplinary action; however it may be used in future progressive discipline if deficiency is not corrected.

Type of problem: Behavior X Productivity \_\_\_\_\_

What did employee do or not do to lead to this Notice? *(Attach separate sheet if needed).*

Ptl. [REDACTED] did not have his I-Cop microphone out of the charger and on his person during a traffic stop.

What does employee have to do to correct this problem?  
Wear his I-Cop microphone.

How much time is being given for employee to show that this problem will not reoccur in the future?

Immediately.

Employee's Signature [REDACTED]

Date 3-23-12

Supervisor's Signature Sgt. J. M. [REDACTED] #20

Date 3/23/2012

cc: employee  
supervisor  
chief  
union  
file

**Barberton Police Department**  
**Notice of Corrective Counseling**

Employee Name \_\_\_\_\_

Date 1-18-08

Supervisor Name Lt. William Pfeiffer

- **Notice to Employee:** You are receiving this notice because of a performance problem that must be improved. It is expected that you will respond in a positive manner to correct the noted deficiency.
- This notice is **not** a formal disciplinary action; however it may be used in future progressive discipline if deficiency is not corrected.

Type of problem: Behavior X Productivity \_\_\_\_\_

What did employee do or not do to lead to this **Notice**? (*Attach separate sheet if needed*).

Officer [redacted] failed to report to duty for a voluntary extra assignment (St Hedwig's bingo) on 1-7-2008.

What does employee have to do to correct this problem?

Report for any voluntary extra details. Officer [redacted] stated that eh forgot the detail and would correct the problem and there would be no further occurrences.

How much time is being given for employee to show that this problem will not reoccur in the future?

This behavior needs to be corrected immediately

Employee's Signature \_\_\_\_\_

Date 1-22-08

Supervisor's Signature William Pfeiffer #21

Date 1-21-08

cc: employee  
supervisor  
chief  
union  
file

**INTER-DEPARTMENT MEMO:**

Barberton, Ohio

TO: LT. PFEIFFER

Date: 1-17-05

FROM: [REDACTED]

Bill,

I HAVE NO EXCUSE FOR NOT SHOWING UP. I TOTALLY FORGOT ALL ABOUT HAVING BINGO THAT NIGHT. I DIDNT EVEN REALIZE IT UNTIL LAST NIGHT. I WAS LITERALLY SICK TO MY STOMACH WHEN I REALIZED WHAT I HAD DONE. NOT THAT IT MAKES IT ANYMORE RIGHT THIS IS THE FIRST TIME I HAVE EVER MISSED OR BEEN LATE FOR ANYTHING SINCE I HAVE BEEN HIRED. I PLAN TO PERSONALLY CALL JEFF LEADSET TO APOLOGIZE FOR MY NO SHOW. I ALSO WILL RESPECTFULLY TAKE WHATEVER PUNISHMENT THAT COMES WITH MY DISCRETION,

THANKS,  
[REDACTED]



# **Firearms Qualification**

# HANDGUN AUTOPISTOL COURSE

<b>Stage 1</b> Distance: 4' Time: 5 sec Rounds: 3	Action: 1. On signal draw to close quarters retention position & fire three rounds into the preferred area  After Action: 1. Take one step backward creating distance. 2. Breath, Scan, de-cock, reload if necessary & holster	3  POINTS
<b>Stage 2</b> Distance: 9' Time: 6 sec Rounds: 3	Action: 1. On signal, flanking step while drawing & fire two rounds preferred area, one round to the head  After Action: 1. Flanking step breathe, Scan, de-cock, reload if necessary & holster	3  POINTS
<b>Stage 3A</b> Distance: 12' Time: 8 sec Rounds: 4	Action: Stage 3A 1. On signal, flanking step while drawing & fire 4 rounds preferred area with dominant hand only  After Action: 1. Breathe, scan, de-cock, reload if necessary and remain at the high ready position with the pistol in the dominant hand  2. On command, transfer the pistol to the non-dominant hand & remain at a modified high ready position	4  POINTS
<b>Stage 3B</b> Distance: 12' Time: 7 sec Rounds: 4	Action: Stage 3B 1. On signal, flanking step while presenting to the target & fire 4 rounds preferred area, non-dominant hand only  After Action: 1. Flanking step, breathe, scan, de-cock, reload if desired & holster	4  POINTS
<b>Stage 4</b> Distance: 20' Time: 12 sec Rounds: 6	*Note: The pistol needs to be prepared with 1 round in the chamber and 2 in the magazine. 3 rounds total. Action: 1. On signal, flanking step while drawing & fire three rounds preferred area 2. On slide lock take a flanking step in the opposite direction while reloading 3. Fire three additional rounds preferred area  After Action: 1. Flanking step, breath, scan, de-cock, reload if necessary & holster	3  POINTS
<b>Stage 5</b> Distance: 30' Time: 8 sec Rounds: 3	Action: 1. On signal, flanking step while drawing & fire three rounds preferred area  After Action: 1. Flanking step, breathe, scan, de-cock, reload if necessary & holster	3  POINTS
<b>Stage 6</b> Distance: 50' Time: 8 sec Rounds: 2	Action: 1. On signal, flanking step while drawing & fire two rounds target preferred area  After Action: Flanking step, breathe, scan, de-cock & holster	2  POINTS
<b>25 Rounds Total</b>	<div style="border: 1px solid black; border-radius: 50%; width: 100px; height: 40px; margin: 0 auto; display: flex; align-items: center; justify-content: center;"> <span style="font-size: 2em; font-weight: bold;">PASS / FAIL</span> </div> (CIRCLE ONE)	20 points / 80% to Pass  22 TOTAL

37

DATE: 9-26-2022

TIME: 1015

QUALIFIER: YES

INSTRUCTORS: J. Danner 1

TEMPERATURE, WEATHER AND LIGHTING: 53° / Sunny

HANDGUN MAKE, MODEL & S/N: S&W M&P 45 / D4D 7444

INSTRUCTOR'S SIGNATURE: Li. J. Danner [Redacted]

OFFICER'S SIGNATURE: [Redacted]

# OPOTA SHOTGUN COURSE

<b>Course Preparation</b>	<b>Place shotgun in Condition 3 and load the magazine tube with 4 rounds of Buckshot.</b>	
<b>Stage 1</b> Range: 10 Ft. Time: 4 Sec. Rounds: 2	<b>Action:</b> 1. From Condition 3, on signal 2. Fire 2 rounds target center mass  <b>After Action:</b> 1. Take a flanking step, breath and scan 2. Shotgun is now in Condition 2	2 <small>POINTS</small>
<b>Stage 2</b> Range: 20 Ft. Time: 3 Sec. Rounds: 2	<b>Action:</b> 1. From Condition 2, on signal, 2. Fire 2 rounds target center mass  <b>After Action:</b> 1. Flanking step, breath, scan 360° 2. Combat Load 1 round of Buckshot and close ejection port 3. Place safety on 4. Load 3 rounds of Buckshot in magazine tube 5. Shotgun remains in Condition 2	2 <small>POINTS</small>
<b>Stage 3</b> Range: 30 Ft. Time: 3 Sec. Rounds: 2	<b>Action:</b> 1. From Condition 2, on signal 2. Fire 2 rounds target center mass  <b>After Action:</b> 1. Flanking step 2. Breath and scan 3. Shotgun remains in Condition 2	2 <small>POINTS</small>
<b>Stage 4 (SLUG)</b> Range: 50 Ft. Time: 20 Sec. Rounds: 2	<b>Action:</b> 1. From Condition 2, on signal 2. Execute a select load procedure with 2 rifled slugs 3. Fire 2 slugs center mass in target  <b>After Action:</b> 1. Flanking step 2. Breath and scan 3. Shotgun remains in Condition 2	2 <small>POINTS</small>
<b>8 Rounds Total</b>	<div style="border: 2px solid black; border-radius: 50%; padding: 10px; display: inline-block;"> <b>PASS / FAIL</b>  <small>(CIRCLE ONE)</small>  <small>(Note- ALL pellets must strike within silhouette, and ALL Slugs must be in the preferred area)</small> </div>	8 points / 100% to Pass  8 <small>TOTAL</small>

DATE: 9-26-22

TIME: 1025

QUALIFIER: YES

INSTRUCTORS: J. Danner

TEMPERATURE, WEATHER AND LIGHTING: 53° / Sunny

SHOTGUN MAKE, MODEL & S/N: Crow Ross 070

INSTRUCTOR'S SIGNATURE: [Signature] #200 [Redacted]

OFFICER SIGN & PRINT NAME: [Redacted]



# OPOTA PATROL RIFLE COURSE



<b>Course Preparation</b>	Place Patrol Rifle in Condition 1.	
<b>Stage 1</b> Range: 15 Ft. Time: 4 Sec. Rounds: 3	On signal, engage the target preferred area three rounds.	3 POINTS
<b>Stage 2</b> Range: 20 Ft. Time: 5 Sec. Rounds: 3	On signal, engage the target <b>head</b> oval three rounds. <i>1 NPA</i>	2 POINTS
<b>Stage 3</b> Range: 30 Ft. Time: 6 Sec. Rounds: 3	On signal, engage the target preferred area two rounds, and one round to the target <b>head</b> oval.	3 POINTS
<b>Stage 4</b> Range: 50 Ft. Time: 5 Sec. Rounds: 2	Non-dominant index: on signal engage the target preferred area two rounds.	2 POINTS
<b>Stage 5</b> Range: 75 Ft. Time: 1.5 Sec. Rounds: 1	On signal, engage the target preferred area one round.	1 POINTS
<b>Stage 6</b> Range: 75 Ft. Time: 12 Sec. Rounds: 5	Prep rifle/carbine, one round in the chamber and one round in the magazine, and one reserve magazine loaded to capacity.  On signal, engage the target preferred area two rounds, assume a kneeling shooting position, reload, and engage the target preferred area three rounds.	5 POINTS
<b>Stage 7</b> Range: 150 Ft. Time: 10 Sec. Rounds: 3	On signal, assume prone position engage the target preferred area three rounds.	3 POINTS
<b>20 Rounds Total</b>	<b>PASS / FAIL</b> (CIRCLE ONE)	16 points / 80% to Pass
		19 TOTAL

DATE: 4/14/22 TIME: 1236 QUALIFIER: YES

INSTRUCTORS: Det Watson 1 Det Menger

TEMPERATURE, WEATHER AND LIGHTING: City Rifle Colt Mk Az

PATROL RIFLE MAKE, MODEL & S/N: 54; Sunny

INSTRUCTOR'S SIGNATURE: Det Watson #25

OFFICER SIGN & PRINT NAME:



# OPOTA SEMI-AUTO PISTOL COURSE



<b>Stage 1</b> Distance: 4' Time: 5 sec Rounds: 3	<b>Action:</b> 1. On signal draw to close quarters retention position & fire three rounds into the preferred area  <b>After Action:</b> 1. Take one step backward creating distance. 2. Breathe, Scan, de-cock, reload if necessary & holster	3 POINTS
<b>Stage 2</b> Distance: 9' Time: 6 sec Rounds: 3	<b>Action:</b> 1. On signal, flanking step while drawing & fire two rounds preferred area, one round to the head  <b>After Action:</b> 1. Flanking step breathe, Scan, de-cock, reload if necessary & holster	3 POINTS
<b>Stage 3A</b> Distance: 12' Time: 8 sec Rounds: 4	<b>Action: Stage 3A</b> 1. On signal, flanking step while drawing & fire 4 rounds preferred area with dominant hand only  <b>After Action:</b> 1. Breathe, scan, de-cock, reload if necessary and remain at the high ready position with the pistol in the dominant hand  2. On command, transfer the pistol to the non-dominant hand & remain at a modified high ready position	4 POINTS
<b>Stage 3B</b> Distance: 12' Time: 7 sec Rounds: 4	<b>Action: Stage 3B</b> 1. On signal, flanking step while presenting to the target & fire 4 rounds preferred area, non-dominant hand only  <b>After Action:</b> 1. Flanking step, breathe, scan, de-cock, reload if desired & holster	2 POINTS
<b>Stage 4</b> Distance: 20' Time: 12 sec Rounds: 6	<b>*Note: The pistol needs to be prepared with 1 round in the chamber and 2 in the magazine. 3 rounds total.</b> <b>Action:</b> 1. On signal, flanking step while drawing & fire three rounds preferred area 2. On slide lock take a flanking step in the opposite direction while reloading 3. Fire three additional rounds preferred area  <b>After Action:</b> 1. Flanking step, breathe, scan, de-cock, reload if necessary & holster	6 POINTS
<b>Stage 5</b> Distance: 30' Time: 8 sec Rounds: 3	<b>Action:</b> 1. On signal, flanking step while drawing & fire three rounds preferred area  <b>After Action:</b> 1. Flanking step, breathe, scan, de-cock, reload if necessary & holster	3 POINTS
<b>Stage 6</b> Distance: 50' Time: 8 sec Rounds: 2	<b>Action:</b> 1. On signal, flanking step while drawing & fire two rounds target preferred area  <b>After Action:</b> Flanking step, breathe, scan, de-cock & holster	0 POINTS
<b>25 Rounds Total</b>	<b>PASS / FAIL</b> (CIRCLE ONE)	20 points / 80% to Pass 21 TOTAL

DATE: 9/17/2021

TIME: 1020

QUALIFIER: YES

INSTRUCTORS: A. Memmer 51

TEMPERATURE, WEATHER AND LIGHTING: 70° Cloudy

HANDGUN MAKE, MODEL & S/N: M&P 45

INSTRUCTOR'S SIGNATURE: Det. A Memmer 51

OFFICER'S SIGNATURE: \_\_\_\_\_



# OPOTA SHOTGUN COURSE



<b>Course Preparation</b>	<b>Place shotgun in Condition 3 and load the magazine tube with 4 rounds of Buckshot.</b>		
<b>Stage 1</b> Range: 10 Ft. Time: 4 Sec. Rounds: 2	<b>Action:</b> 1. From Condition 3, on signal 2. Fire 2 rounds target center mass  <b>After Action:</b> 1. Take a flanking step, breath and scan 2. Shotgun is now in Condition 2	2	POINTS
<b>Stage 2</b> Range: 20 Ft. Time: 3 Sec. Rounds: 2	<b>Action:</b> 1. From Condition 2, on signal, 2. Fire 2 rounds target center mass  <b>After Action:</b> 1. Flanking step, breath, scan 360° 2. Combat Load 1 round of Buckshot and close ejection port 3. Place safety on 4. Load 3 rounds of Buckshot in magazine tube 5. Shotgun remains in Condition 2	2	POINTS
<b>Stage 3</b> Range: 30 Ft. Time: 3 Sec. Rounds 2	<b>Action:</b> 1. From Condition 2, on signal 2. Fire 2 rounds target center mass  <b>After Action:</b> 1. Flanking step 2. Breath and scan 3. Shotgun remains in Condition 2	2	POINTS
<b>Stage 4 (SLUG)</b> Range: 50 Ft. Time: 20 Sec. Rounds: 2	<b>Action:</b> 1. From Condition 2, on signal 2. Execute a select load procedure with 2 rifled slugs 3. Fire 2 slugs center mass in target  <b>After Action:</b> 1. Flanking step 2. Breath and scan 3. Shotgun remains in Condition 2	2	POINTS
<b>8 Rounds Total</b>	<b>PASS / FAIL</b> (CIRCLE ONE) (Note- ALL pellets must strike within silhouette, and ALL Slugs must be in the preferred area)	<b>8 points / 100% to Pass</b>	<b>8</b> TOTAL

DATE: 9/17/2021 TIME: 1010 QUALIFIER:  YES

INSTRUCTORS: A. Memmen S1

TEMPERATURE, WEATHER AND LIGHTING: 70° CLOUDY

SHOTGUN MAKE, MODEL & S/N: REMINGTON 870

INSTRUCTOR'S SIGNATURE: Det. A Memmen S1

OFFICER SIGN & PRINT NAME: [REDACTED]



# OPOTA PATROL RIFLE COURSE



<b>Course Preparation</b>	<b>Place Patrol Rifle in Condition 1.</b>	
<b>Stage 1</b> Range: 15 Ft. Time: 4 Sec. Rounds: 3	On signal, engage the target preferred area three rounds.	3 POINTS
<b>Stage 2</b> Range: 20 Ft. Time: 5 Sec. Rounds: 3	On signal, engage the target <b>head</b> oval three rounds.	3 POINTS
<b>Stage 3</b> Range: 30 Ft. Time: 6 Sec. Rounds 3	On signal, engage the target preferred area two rounds, and one round to the target <b>head</b> oval.	3 POINTS
<b>Stage 4</b> Range: 50 Ft. Time: 5 Sec. Rounds: 2	Non-dominant index: on signal engage the target preferred area two rounds.	2 POINTS
<b>Stage 5</b> Range: 75 Ft. Time: 1.5 Sec. Rounds: 1	On signal, engage the target preferred area one round.	1 POINTS
<b>Stage 6</b> Range: 75 Ft. Time: 12 Sec. Rounds: 5	Prep rifle/carbine, one round in the chamber and one round in the magazine, and one reserve magazine loaded to capacity.	5 POINTS
	On signal, engage the target preferred area two rounds, assume a kneeling shooting position, reload, and engage the target preferred area three rounds.	
<b>Stage 7</b> Range: 150 Ft. Time: 10 Sec. Rounds: 3	On signal, assume prone position engage the target preferred area three rounds.	3
<b>20 Rounds Total</b>	<b>PASS / FAIL</b> (CIRCLE ONE)	16 points / 80% to Pass 20 TOTAL

DATE: 4/30/21 TIME: \_\_\_\_\_ QUALIFIER: YES

INSTRUCTORS: A. Memmer 51

TEMPERATURE, WEATHER AND LIGHTING: 50° SUNNY

PATROL RIFLE MAKE, MODEL & S/N: COLT M16

INSTRUCTOR'S SIGNATURE: Det. A Memmer 51

OFFICER SIGN & PRINT NAME: [REDACTED]

# OPOTA SEMI-AUTO PISTOL COURSE

<b>Stage 1</b> Distance: 4' Time: 5 sec Rounds: 3	<b>Action:</b> 1. On signal draw to close quarters retention position & fire three rounds into the preferred area  <b>After Action:</b> 1. Take one step backward creating distance. 2. Breath, Scan, de-cock, reload if necessary & holster	3 POINTS
<b>Stage 2</b> Distance: 9' Time: 6 sec Rounds: 3	<b>Action:</b> 1. On signal, flanking step while drawing & fire two rounds preferred area, one round to the head  <b>After Action:</b> 1. Flanking step breathe, Scan, de-cock, reload if necessary & holster	3 POINTS
<b>Stage 3A</b> Distance: 12' Time: 8 sec Rounds: 4	<b>Action: Stage 3A</b> 1. On signal, flanking step while drawing & fire 4 rounds preferred area with dominant hand only  <b>After Action:</b> 1. Breathe, scan, de-cock, reload if necessary and remain at the high ready position with the pistol in the dominant hand  2. On command, transfer the pistol to the non-dominant hand & remain at a modified high ready position	4 POINTS
<b>Stage 3B</b> Distance: 12' Time: 7 sec Rounds: 4	<b>Action: Stage 3B</b> 1. On signal, flanking step while presenting to the target & fire 4 rounds preferred area, non-dominant hand only  <b>After Action:</b> 1. Flanking step, breathe, scan, de-cock, reload if desired & holster	4 POINTS
<b>Stage 4</b> Distance: 20' Time: 12 sec Rounds: 6	*Note: The pistol needs to be prepared with 1 round in the chamber and 2 in the magazine. 3 rounds total. <b>Action:</b> 1. On signal, flanking step while drawing & fire three rounds preferred area 2. On slide lock take a flanking step in the opposite direction while reloading 3. Fire three additional rounds preferred area  <b>After Action:</b> 1. Flanking step, breath, scan, de-cock, reload if necessary & holster	6 POINTS
<b>Stage 5</b> Distance: 30' Time: 8 sec Rounds: 3	<b>Action:</b> 1. On signal, flanking step while drawing & fire three rounds preferred area  <b>After Action:</b> 1. Flanking step, breathe, scan, de-cock, reload if necessary & holster	3 POINTS
<b>Stage 6</b> Distance: 50' Time: 8 sec Rounds: 2	<b>Action:</b> 1. On signal, flanking step while drawing & fire two rounds target preferred area  <b>After Action:</b> Flanking step, breathe, scan, de-cock & holster	2 POINTS
<b>25 Rounds Total</b>	<div style="border: 1px solid black; border-radius: 50%; width: 100px; height: 40px; display: flex; align-items: center; justify-content: center; margin: 0 auto;"> <span style="font-size: 2em; font-weight: bold;">PASS</span> / FAIL  <small>(CIRCLE ONE)</small> </div>	20 points / 80% to Pass  25 TOTAL

DATE: 9-14-2023 TIME: 1420 QUALIFIER: YES

INSTRUCTORS: lyna #40

TEMPERATURE, WEATHER AND LIGHTING: 70° cloudy

HANDGUN MAKE, MODEL & S/N: M&P .45 # [REDACTED]

INSTRUCTOR'S SIGNATURE: A. J. [REDACTED] #40

OFFICER'S SIGNATURE: [REDACTED]





# OPOTA SHOTGUN COURSE



<b>Course Preparation</b>	Place shotgun in Condition 3 and load the magazine tube with 4 rounds of Buckshot.	
<b>Stage 1</b> Range: 10 Ft. Time: 4 Sec. Rounds: 2	<b>Action:</b> 1. From Condition 3, on signal 2. Fire 2 rounds target center mass  <b>After Action:</b> 1. Take a flanking step, breath and scan 2. Shotgun is now in Condition 2	2 POINTS
<b>Stage 2</b> Range: 20 Ft. Time: 3 Sec. Rounds: 2	<b>Action:</b> 1. From Condition 2, on signal, 2. Fire 2 rounds target center mass  <b>After Action:</b> 1. Flanking step, breath, scan 360° 2. Combat Load 1 round of Buckshot and close ejection port 3. Place safety on 4. Load 3 rounds of Buckshot in magazine tube 5. Shotgun remains in Condition 2	2 POINTS
<b>Stage 3</b> Range: 30 Ft. Time: 3 Sec. Rounds 2	<b>Action:</b> 1. From Condition 2, on signal 2. Fire 2 rounds target center mass  <b>After Action:</b> 1. Flanking step 2. Breath and scan 3. Shotgun remains in Condition 2	2 POINTS
<b>Stage 4 (SLUG)</b> Range: 50 Ft. Time: 20 Sec. Rounds: 2	<b>Action:</b> 1. From Condition 2, on signal 2. Execute a select load procedure with 2 rifled slugs 3. Fire 2 slugs center mass in target  <b>After Action:</b> 1. Flanking step 2. Breath and scan 3. Shotgun remains in Condition 2	2 POINTS
<b>8 Rounds Total</b>	<b>PASS / FAIL</b> (CIRCLE ONE) <small>(Note- ALL pellets must strike within silhouette, and ALL Slugs must be in the preferred area)</small>	8 points / 100% to Pass 8 TOTAL


DATE: 9-11-2020 TIME: 1020 QUALIFIER: YES

INSTRUCTORS: Super #42 1 Waxton #25

TEMPERATURE, WEATHER AND LIGHTING: 70° Cloudy

SHOTGUN MAKE, MODEL & S/N: Car 16 Rem 870

INSTRUCTOR'S SIGNATURE: Dat Wax #25

OFFICER SIGN & PRINT NAME: 



# OPOA PATROL RIFLE COURSE



<b>Course Preparation</b>	Place Patrol Rifle in Condition 1.	
<b>Stage 1</b> Range: 15 Ft. Time: 4 Sec. Rounds: 3	On signal, engage the target preferred area three rounds.	3 POINTS
<b>Stage 2</b> Range: 20 Ft. Time: 5 Sec. Rounds: 3	On signal, engage the target <b>head</b> oval three rounds.	3 POINTS
<b>Stage 3</b> Range: 30 Ft. Time: 6 Sec. Rounds: 3	On signal, engage the target preferred area two rounds, and one round to the target <b>head</b> oval.	3 POINTS
<b>Stage 4</b> Range: 50 Ft. Time: 5 Sec. Rounds: 2	Non-dominant index: on signal engage the target preferred area two rounds.	2 POINTS
<b>Stage 5</b> Range: 75 Ft. Time: 1.5 Sec. Rounds: 1	On signal, engage the target preferred area one round.	1 POINTS
<b>Stage 6</b> Range: 75 Ft. Time: 12 Sec. Rounds: 5	Prep rifle/carbine, one round in the chamber and one round in the magazine, and one reserve magazine loaded to capacity.  On signal, engage the target preferred area two rounds, assume a kneeling shooting position, reload, and engage the target preferred area three rounds.	5 POINTS
<b>Stage 7</b> Range: 150 Ft. Time: 10 Sec. Rounds: 3	On signal, assume prone position engage the target preferred area three rounds.	1 POINTS
<b>20 Rounds Total</b>	<b>PASS / FAIL</b> (CIRCLE ONE)	16 points / 80% to Pass  18 TOTAL

DATE: 6/15/20 TIME: 0845 QUALIFIER: **PASS**

INSTRUCTORS: by 41 1 Wirtz 25

TEMPERATURE, WEATHER AND LIGHTING: 60°; Clear; Sunny

PATROL RIFLE MAKE, MODEL & S/N: Car 17 city rifle

INSTRUCTOR'S SIGNATURE: [Signature]

OFFICER SIGN & PRINT NAME: [Redacted]



# OPOTA SEMI-AUTO PISTOL COURSE



<b>Stage 1</b> Distance: 4' Time: 5 sec Rounds: 3	<b>Action:</b> 1. On signal draw to close quarters retention position & fire three rounds into the preferred area  <b>After Action:</b> 1. Take one step backward creating distance. 2. Breath, Scan, de-cock, reload if necessary & holster	3 POINTS
<b>Stage 2</b> Distance: 9' Time: 6 sec Rounds: 3	<b>Action:</b> 1. On signal, flanking step while drawing & fire two rounds preferred area, one round to the head  <b>After Action:</b> 1. Flanking step breathe, Scan, de-cock, reload if necessary & holster	3 POINTS
<b>Stage 3A</b> Distance: 12' Time: 8 sec Rounds: 4	<b>Action: Stage 3A</b> 1. On signal, flanking step while drawing & fire 4 rounds preferred area with dominant hand only  <b>After Action:</b> 1. Breathe, scan, de-cock, reload if necessary and remain at the high ready position with the pistol in the dominant hand  2. On command, transfer the pistol to the non-dominant hand & remain at a modified high ready position	4 POINTS
<b>Stage 3B</b> Distance: 12' Time: 7 sec Rounds: 4	<b>Action: Stage 3B</b> 1. On signal, flanking step while presenting to the target & fire 4 rounds preferred area, non-dominant hand only  <b>After Action:</b> 1. Flanking step, breathe, scan, de-cock, reload if desired & holster	4 POINTS
<b>Stage 4</b> Distance: 20' Time: 12 sec Rounds: 6	<b>*Note: The pistol needs to be prepared with 1 round in the chamber and 2 in the magazine. 3 rounds total.</b> <b>Action:</b> 1. On signal, flanking step while drawing & fire three rounds preferred area 2. On slide lock take a flanking step in the opposite direction while reloading 3. Fire three additional rounds preferred area  <b>After Action:</b> 1. Flanking step, breath, scan, de-cock, reload if necessary & holster	6 POINTS
<b>Stage 5</b> Distance: 30' Time: 8 sec Rounds: 3	<b>Action:</b> 1. On signal, flanking step while drawing & fire three rounds preferred area  <b>After Action:</b> 1. Flanking step, breathe, scan, de-cock, reload if necessary & holster	3 POINTS
<b>Stage 6</b> Distance: 50' Time: 8 sec Rounds: 2	<b>Action:</b> 1. On signal, flanking step while drawing & fire two rounds target preferred area  <b>After Action:</b> Flanking step, breathe, scan, de-cock & holster	2 POINTS
<b>25 Rounds Total</b>	<b>PASS / FAIL</b> <small>(CIRCLE ONE)</small>	20 points / 80% to Pass 25 TOTAL

DATE: 10-1-19

TIME: 0900

QUALIFIER: YES

INSTRUCTORS: Lynn #40 1

TEMPERATURE, WEATHER AND LIGHTING: 72° Sunny

HANDGUN MAKE, MODEL & SIN: Smith & Wesson M&P # [REDACTED] 45 CAL

INSTRUCTOR'S SIGNATURE: [Signature]

OFFICER'S SIGNATURE: [REDACTED]



# OPOTA SHOTGUN COURSE



<b>Course Preparation</b>	Place shotgun in Condition 3 and load the magazine tube with 4 rounds of Buckshot.	
<b>Stage 1</b> Range: 10 Ft. Time: 4 Sec. Rounds: 2	<b>Action:</b> 1. From Condition 3, on signal 2. Fire 2 rounds target center mass  <b>After Action:</b> 1. Take a flanking step, breath and scan 2. Shotgun is now in Condition 2	2 POINTS
<b>Stage 2</b> Range: 20 Ft. Time: 3 Sec. Rounds: 2	<b>Action:</b> 1. From Condition 2, on signal, 2. Fire 2 rounds target center mass  <b>After Action:</b> 1. Flanking step, breath, scan 360° 2. Combat Load 1 round of Buckshot and close ejection port 3. Place safety on 4. Load 3 rounds of Buckshot in magazine tube 5. Shotgun remains in Condition 2	2 POINTS
<b>Stage 3</b> Range: 30 Ft. Time: 3 Sec. Rounds 2	<b>Action:</b> 1. From Condition 2, on signal 2. Fire 2 rounds target center mass  <b>After Action:</b> 1. Flanking step 2. Breath and scan 3. Shotgun remains in Condition 2	2 POINTS
<b>Stage 4 (SLUG)</b> Range: 50 Ft. Time: 20 Sec. Rounds: 2	<b>Action:</b> 1. From Condition 2, on signal 2. Execute a select load procedure with 2 rifled slugs 3. Fire 2 slugs center mass in target  <b>After Action:</b> 1. Flanking step 2. Breath and scan 3. Shotgun remains in Condition 2	2 POINTS
<b>8 Rounds Total</b>	<b>PASS / FAIL</b> (CIRCLE ONE) <small>(Note- ALL pellets must strike within silhouette, and ALL Slugs must be in the preferred area)</small>	8 points / 100% to Pass 8 TOTAL


DATE: 10-1-19 TIME: 0920 QUALIFIER: YES

INSTRUCTORS: Lynn #40 1 Watson #25

TEMPERATURE, WEATHER AND LIGHTING: 70° Clear

SHOTGUN MAKE, MODEL & S/N: Co 17 skis-

INSTRUCTOR'S SIGNATURE: [Signature] #25

OFFICER SIGN & PRINT NAME: 



# OPOTA PATROL RIFLE COURSE



<b>Course Preparation</b>	<b>Place Patrol Rifle in Condition 1.</b>	
<b>Stage 1</b> Range: 15 Ft. Time: 4 Sec. Rounds: 3	On signal, engage the target preferred area three rounds.	3 POINTS
<b>Stage 2</b> Range: 20 Ft. Time: 5 Sec. Rounds: 3	On signal, engage the target <b>head</b> oval three rounds.	3 POINTS
<b>Stage 3</b> Range: 30 Ft. Time: 6 Sec. Rounds: 3	On signal, engage the target preferred area two rounds, and one round to the target <b>head</b> oval.	3 POINTS
<b>Stage 4</b> Range: 50 Ft. Time: 5 Sec. Rounds: 2	Non-dominant index: on signal engage the target preferred area two rounds.	2 POINTS
<b>Stage 5</b> Range: 75 Ft. Time: 1.5 Sec. Rounds: 1	On signal, engage the target preferred area one round.	1 POINTS
<b>Stage 6</b> Range: 75 Ft. Time: 12 Sec. Rounds: 5	Prep rifle/carbine, one round in the chamber and one round in the magazine, and one reserve magazine loaded to capacity.  On signal, engage the target preferred area two rounds, assume a kneeling shooting position, reload, and engage the target preferred area three rounds.	5 POINTS
<b>Stage 7</b> Range: 150 Ft. Time: 10 Sec. Rounds: 3	On signal, assume prone position engage the target preferred area three rounds.	3 POINTS
<b>20 Rounds Total</b>	<b>PASS / FAIL</b> <small>(CIRCLE ONE)</small>	16 points / 80% to Pass  20 TOTAL

DATE: 4-16-19 TIME: 0830 QUALIFIER: YES

INSTRUCTORS: Lynn #40 1

TEMPERATURE, WEATHER AND LIGHTING: 44° Cloudy

PATROL RIFLE MAKE, MODEL & S/N: Cur 19 Colt

INSTRUCTOR'S SIGNATURE: [Signature] #40

OFFICER SIGN & PRINT NAME: [Redacted]



# OPOTA SEMI-AUTO PISTOL COURSE



<b>Stage 1</b> Distance: 4' Time: 5 sec Rounds: 3	<b>Action:</b> 1. On signal draw to close quarters retention position & fire three rounds into the preferred area  <b>After Action:</b> 1. Take one step backward creating distance. 2. Breath, Scan, de-cock, reload if necessary & holster	3 POINTS
<b>Stage 2</b> Distance: 9' Time: 6 sec Rounds: 3	<b>Action:</b> 1. On signal, flanking step while drawing & fire two rounds preferred area, one round to the head  <b>After Action:</b> 1. Flanking step breathe, Scan, de-cock, reload if necessary & holster	3 POINTS
<b>Stage 3A</b> Distance: 12' Time: 8 sec Rounds: 4	<b>Action: Stage 3A</b> 1. On signal, flanking step while drawing & fire 4 rounds preferred area with dominant hand only  <b>After Action:</b> 1. Breathe, scan, de-cock, reload if necessary and remain at the high ready position with the pistol in the dominant hand  2. On command, transfer the pistol to the non-dominant hand & remain at a modified high ready position	4 POINTS
<b>Stage 3B</b> Distance: 12' Time: 7 sec Rounds: 4	<b>Action: Stage 3B</b> 1. On signal, flanking step while presenting to the target & fire 4 rounds preferred area, non-dominant hand only  <b>After Action:</b> 1. Flanking step, breathe, scan, de-cock, reload if desired & holster	4 POINTS
<b>Stage 4</b> Distance: 20' Time: 12 sec Rounds: 6	<b>*Note: The pistol needs to be prepared with 1 round in the chamber and 2 in the magazine. 3 rounds total.</b> <b>Action:</b> 1. On signal, flanking step while drawing & fire three rounds preferred area 2. On slide lock take a flanking step in the opposite direction while reloading 3. Fire three additional rounds preferred area  <b>After Action:</b> 1. Flanking step, breath, scan, de-cock, reload if necessary & holster	6 POINTS
<b>Stage 5</b> Distance: 30' Time: 8 sec Rounds: 3	<b>Action:</b> 1. On signal, flanking step while drawing & fire three rounds preferred area  <b>After Action:</b> 1. Flanking step, breathe, scan, de-cock, reload if necessary & holster	3 POINTS
<b>Stage 6</b> Distance: 50' Time: 8 sec Rounds: 2	<b>Action:</b> 1. On signal, flanking step while drawing & fire two rounds target preferred area  <b>After Action:</b> Flanking step, breathe, scan, de-cock & holster	2 POINTS
<b>25 Rounds Total</b>	<b>PASS / FAIL</b> (CIRCLE ONE)	20 points / 80% to Pass 25 TOTAL

DATE: 9-27-18

TIME: 0800

QUALIFIER: YES

INSTRUCTORS: R. Lynn #40

TEMPERATURE, WEATHER AND LIGHTING: 50° Cloudy

HANDGUN MAKE, MODEL & S/N: Smith & Wesson Map .45 # [REDACTED]

INSTRUCTOR'S SIGNATURE: [Signature] #40

OFFICER'S SIGNATURE: [REDACTED]



# OPOTA SHOTGUN COURSE



<b>Course Preparation</b>	Place shotgun in Condition 3 and load the magazine tube with 4 rounds of Buckshot.	
<b>Stage 1</b> Range: 10 Ft. Time: 4 Sec. Rounds: 2	<b>Action:</b> 1. From Condition 3, on signal 2. Fire 2 rounds target center mass  <b>After Action:</b> 1. Take a flanking step, breath and scan 2. Shotgun is now in Condition 2	2 POINTS
<b>Stage 2</b> Range: 20 Ft. Time: 3 Sec. Rounds: 2	<b>Action:</b> 1. From Condition 2, on signal, 2. Fire 2 rounds target center mass  <b>After Action:</b> 1. Flanking step, breath, scan 360° 2. Combat Load 1 round of Buckshot and close ejection port 3. Place safety on 4. Load 3 rounds of Buckshot in magazine tube 5. Shotgun remains in Condition 2	2 POINTS
<b>Stage 3</b> Range: 30 Ft. Time: 3 Sec. Rounds 2	<b>Action:</b> 1. From Condition 2, on signal 2. Fire 2 rounds target center mass  <b>After Action:</b> 1. Flanking step 2. Breath and scan 3. Shotgun remains in Condition 2	2 POINTS
<b>Stage 4 (SLUG)</b> Range: 50 Ft. Time: 20 Sec. Rounds: 2	<b>Action:</b> 1. From Condition 2, on signal 2. Execute a select load procedure with 2 rifled slugs 3. Fire 2 slugs center mass in target  <b>After Action:</b> 1. Flanking step 2. Breath and scan 3. Shotgun remains in Condition 2	2 POINTS
<b>8 Rounds Total</b>	<b>PASS / FAIL</b> <small>(CIRCLE ONE)</small> <small>(Note: ALL pellets must strike within silhouette, and ALL Slugs must be in the preferred area)</small>	8 points / 100% to Pass  8 TOTAL

DATE: 9/27/18 TIME: 1130 QUALIFIER: YES

INSTRUCTORS: Sgt Sudan #1

TEMPERATURE, WEATHER AND LIGHTING: 67° Cloudy

SHOTGUN MAKE, MODEL & S/N: Remington 870 Cor #14

INSTRUCTOR'S SIGNATURE: [Signature]

OFFICER SIGN & PRINT NAME: [Redacted]



# OPOTA PATROL RIFLE COURSE



<b>Course Preparation</b>	<b>Place Patrol Rifle in Condition 1.</b>	
<b>Stage 1</b> Range: 15 Ft. Time: 4 Sec. Rounds: 3	On signal, engage the target preferred area three rounds.	3 POINTS
<b>Stage 2</b> Range: 20 Ft. Time: 5 Sec. Rounds: 3	On signal, engage the target <b>head</b> oval three rounds.	3 POINTS
<b>Stage 3</b> Range: 30 Ft. Time: 6 Sec. Rounds: 3	On signal, engage the target preferred area two rounds, and one round to the target <b>head</b> oval.	3 POINTS
<b>Stage 4</b> Range: 50 Ft. Time: 5 Sec. Rounds: 2	Non-dominant index: on signal engage the target preferred area two rounds.	2 POINTS
<b>Stage 5</b> Range: 75 Ft. Time: 1.5 Sec. Rounds: 1	On signal, engage the target preferred area one round.	1 POINTS
<b>Stage 6</b> Range: 75 Ft. Time: 12 Sec. Rounds: 5	Prep rifle/carbine, one round in the chamber and one round in the magazine, and one reserve magazine loaded to capacity.  On signal, engage the target preferred area two rounds, assume a kneeling shooting position, reload, and engage the target preferred area three rounds.	4 POINTS
<b>Stage 7</b> Range: 150 Ft. Time: 10 Sec. Rounds: 3	On signal, assume prone position engage the target preferred area three rounds.	2 POINTS
<b>20 Rounds Total</b>	<b>PASS / FAIL</b> (CIRCLE ONE)	16 points / 80% to Pass
		18 TOTAL

DATE: 4-13-18 TIME: 1130 QUALIFIER: YES

INSTRUCTORS: Lynn #41 , Cab... #9

TEMPERATURE, WEATHER AND LIGHTING: 65° cloud /

PATROL RIFLE MAKE, MODEL & S/N: Colt AR-15 [REDACTED]

INSTRUCTOR'S SIGNATURE: Det. S. Colm #9

OFFICER SIGN & PRINT NAME: [REDACTED]





# OPOTA SEMI-AUTO PISTOL COURSE



<b>Stage 1</b> Distance: 4' Time: 5 sec Rounds: 3	<b>Action:</b> 1. On signal draw to close quarters retention position & fire three rounds into the preferred area  <b>After Action:</b> 1. Take one step backward creating distance. 2. Breath, Scan, de-cock, reload if necessary & holster	<b>3</b> POINTS
<b>Stage 2</b> Distance: 9' Time: 6 sec Rounds: 3	<b>Action:</b> 1. On signal, flanking step while drawing & fire two rounds preferred area, one round to the head  <b>After Action:</b> 1. Flanking step breathe, Scan, de-cock, reload if necessary & holster	<b>3</b> POINTS
<b>Stage 3A</b> Distance: 12' Time: 8 sec Rounds: 4	<b>Action: Stage 3A</b> 1. On signal, flanking step while drawing & fire 4 rounds preferred area with dominant hand only  <b>After Action:</b> 1. Breathe, scan, de-cock, reload if necessary and remain at the high ready position with the pistol in the dominant hand  2. On command, transfer the pistol to the non-dominant hand & remain at a modified high ready position	<b>4</b> POINTS
<b>Stage 3B</b> Distance: 12' Time: 7 sec Rounds: 4	<b>Action: Stage 3B</b> 1. On signal, flanking step while presenting to the target & fire 4 rounds preferred area, non-dominant hand only  <b>After Action:</b> 1. Flanking step, breathe, scan, de-cock, reload if desired & holster	<b>4</b> POINTS
<b>Stage 4</b> Distance: 20' Time: 12 sec Rounds: 6	<b>*Note: The pistol needs to be prepared with 1 round in the chamber and 2 in the magazine. 3 rounds total.</b> <b>Action:</b> 1. On signal, flanking step while drawing & fire three rounds preferred area 2. On slide lock take a flanking step in the opposite direction while reloading 3. Fire three additional rounds preferred area  <b>After Action:</b> 1. Flanking step, breath, scan, de-cock, reload if necessary & holster	<b>6</b> POINTS
<b>Stage 5</b> Distance: 30' Time: 8 sec Rounds: 3	<b>Action:</b> 1. On signal, flanking step while drawing & fire three rounds preferred area  <b>After Action:</b> 1. Flanking step, breathe, scan, de-cock, reload if necessary & holster	<b>3</b> POINTS
<b>Stage 6</b> Distance: 50' Time: 8 sec Rounds: 2	<b>Action:</b> 1. On signal, flanking step while drawing & fire two rounds target preferred area  <b>After Action:</b> Flanking step, breathe, scan, de-cock & holster	<b>1</b> POINTS
<b>25 Rounds Total</b>	<b>PASS / FAIL</b> (CIRCLE ONE)	<b>20 points / 80% to Pass</b>
		<b>24</b> TOTAL

DATE: 9-9-17

TIME: 0810

QUALIFIER: YES

INSTRUCTORS: BABCOCK #3 1

TEMPERATURE, WEATHER AND LIGHTING: 47° partly cloudy

HANDGUN MAKE, MODEL & S/N: S+W M+P 45 CAL

INSTRUCTOR'S SIGNATURE: Mr. R. Babcock #3

OFFICER'S SIGNATURE: [Redacted]



# OPOTA SHOTGUN COURSE



Course Preparation	Place shotgun in Condition 3 and load the magazine tube with 4 rounds of Buckshot.	✓
Stage 1 Range: 10 Ft. Time: 4 Sec. Rounds: 2	Action: 1. From Condition 3, on signal 2. Fire 2 rounds target center mass  After Action: 1. Take a flanking step, breath and scan 2. Shotgun is now in Condition 2	2 POINTS
Stage 2 Range: 20 Ft. Time: 3 Sec. Rounds: 2	Action: 1. From Condition 2, on signal, 2. Fire 2 rounds target center mass  After Action: 1. Flanking step, breath, scan 360° 2. Combat Load 1 round of Buckshot and close ejection port 3. Place safety on 4. Load 3 rounds of Buckshot in magazine tube 5. Shotgun remains in Condition 2	2 POINTS
Stage 3 Range: 30 Ft. Time: 3 Sec. Rounds 2	Action: 1. From Condition 2, on signal 2. Fire 2 rounds target center mass  After Action: 1. Flanking step 2. Breath and scan 3. Shotgun remains in Condition 2	2 POINTS
Stage 4 (SLUG) Range: 50 Ft. Time: 20 Sec. Rounds: 2	Action: 1. From Condition 2, on signal 2. Execute a select load procedure with 2 rifled slugs 3. Fire 2 slugs center mass in target  After Action: 1. Flanking step 2. Breath and scan 3. Shotgun remains in Condition 2	2 POINTS
8 Rounds Total	<b>PASS / FAIL</b> (CIRCLE ONE) <small>(Note- ALL pellets must strike within silhouette, and ALL Slugs must be in the preferred area)</small>	8 points / 100% to Pass 8 TOTAL

DATE: 9-9-17

TIME: 0830

QUALIFIER: YES

INSTRUCTORS: BABCOCK #3 1

TEMPERATURE, WEATHER AND LIGHTING: 42° Partly Cloudy

SHOTGUN MAKE, MODEL & SIN: Remington 870 [REDACTED]

INSTRUCTOR'S SIGNATURE: Pvt. A. Babcock #3

OFFICER SIGN & PRINT NAME: [REDACTED]



# OPOTA PATROL RIFLE COURSE



<b>Course Preparation</b>	Place Patrol Rifle in Condition 1.	
<b>Stage 1</b> Range: 15 Ft. Time: 4 Sec. Rounds: 3	On signal, engage the target preferred area three rounds.	3 POINTS
<b>Stage 2</b> Range: 20 Ft. Time: 5 Sec. Rounds: 3	On signal, engage the target head oval three rounds.	3 POINTS
<b>Stage 3</b> Range: 30 Ft. Time: 6 Sec. Rounds: 3	On signal, engage the target preferred area two rounds, and one round to the target head oval.	3 POINTS
<b>Stage 4</b> Range: 50 Ft. Time: 5 Sec. Rounds: 2	Non-dominant index: on signal engage the target preferred area two rounds.	2 POINTS
<b>Stage 5</b> Range: 75 Ft. Time: 1.5 Sec. Rounds: 1	On signal, engage the target preferred area one round.	1 POINTS
<b>Stage 6</b> Range: 75 Ft. Time: 12 Sec. Rounds: 5	Prep rifle/carbine, one round in the chamber and one round in the magazine, and one reserve magazine loaded to capacity.  On signal, engage the target preferred area two rounds, assume a kneeling shooting position, reload, and engage the target preferred area three rounds.	5 POINTS
<b>Stage 7</b> Range: 150 Ft. Time: 10 Sec. Rounds: 3	On signal, assume prone position engage the target preferred area three rounds.	3 POINTS
<b>20 Rounds Total</b>	<b>PASS / FAIL</b> (CIRCLE ONE)	16 points / 80% to Pass  20 TOTAL

DATE: 5/8/17 TIME: 0600 QUALIFIER: YES

INSTRUCTORS: Sgt Surkin

TEMPERATURE, WEATHER AND LIGHTING: 33° Dawn

PATROL RIFLE MAKE, MODEL & S/N: Colt AR 15 / M16S1

INSTRUCTOR'S SIGNATURE: [Signature]

OFFICER SIGN & PRINT NAME: [Redacted]



# OPOTA SEMI-AUTO PISTOL COURSE



<b>Stage 1</b> Distance: 4' Time: 5 sec Rounds: 3	<b>Action:</b> 1. On signal draw to close quarters retention position & fire three rounds into the preferred area  <b>After Action:</b> 1. Take one step backward creating distance. 2. Breath, Scan, de-cock, reload if necessary & holster	3 POINTS
<b>Stage 2</b> Distance: 9' Time: 6 sec Rounds: 3	<b>Action:</b> 1. On signal, flanking step while drawing & fire two rounds preferred area, one round to the head  <b>After Action:</b> 1. Flanking step breathe, Scan, de-cock, reload if necessary & holster	3 POINTS
<b>Stage 3A</b> Distance: 12' Time: 8 sec Rounds: 4	<b>Action: Stage 3A</b> 1. On signal, flanking step while drawing & fire 4 rounds preferred area with dominant hand only  <b>After Action:</b> 1. Breathe, scan, de-cock, reload if necessary and remain at the high ready position with the pistol in the dominant hand  2. On command, transfer the pistol to the non-dominant hand & remain at a modified high ready position	4 POINTS
<b>Stage 3B</b> Distance: 12' Time: 7 sec Rounds: 4	<b>Action: Stage 3B</b> 1. On signal, flanking step while presenting to the target & fire 4 rounds preferred area, non-dominant hand only  <b>After Action:</b> 1. Flanking step, breathe, scan, de-cock, reload if desired & holster	3 POINTS
<b>Stage 4</b> Distance: 20' Time: 12 sec Rounds: 6	<b>*Note: The pistol needs to be prepared with 1 round in the chamber and 2 in the magazine. 3 rounds total.</b> <b>Action:</b> 1. On signal, flanking step while drawing & fire three rounds preferred area 2. On slide lock take a flanking step in the opposite direction while reloading 3. Fire three additional rounds preferred area  <b>After Action:</b> 1. Flanking step, breath, scan, de-cock, reload if necessary & holster	6 POINTS
<b>Stage 5</b> Distance: 30' Time: 8 sec Rounds: 3	<b>Action:</b> 1. On signal, flanking step while drawing & fire three rounds preferred area  <b>After Action:</b> 1. Flanking step, breathe, scan, de-cock, reload if necessary & holster	3 POINTS
<b>Stage 6</b> Distance: 50' Time: 8 sec Rounds: 2	<b>Action:</b> 1. On signal, flanking step while drawing & fire two rounds target preferred area  <b>After Action:</b> Flanking step, breathe, scan, de-cock & holster	1 POINTS
<b>25 Rounds Total</b>	<b>PASS / FAIL</b> (CIRCLE ONE)	20 points / 80% to Pass
		23 TOTAL

DATE: 9/13/16 TIME: 0735 QUALIFIER: YES

INSTRUCTORS: Pat Watson #251

TEMPERATURE, WEATHER AND LIGHTING: ~58°, Clear; low light

HANDGUN MAKE, MODEL & S/N: Smith; Wesson; MP45; [REDACTED]


INSTRUCTOR'S SIGNATURE: Pat Watson #251

OFFICER'S SIGNATURE: [REDACTED]



# OPOTA SHOTGUN COURSE



<b>Course Preparation</b>	Place shotgun in Condition 3 and load the magazine tube with 4 rounds of Buckshot.		
<b>Stage 1</b> Range: 10 Ft. Time: 4 Sec. Rounds: 2	<b>Action:</b> 1. From Condition 3, on signal 2. Fire 2 rounds target center mass  <b>After Action:</b> 1. Take a flanking step, breath and scan 2. Shotgun is now in Condition 2	2	POINTS
<b>Stage 2</b> Range: 20 Ft. Time: 3 Sec. Rounds: 2	<b>Action:</b> 1. From Condition 2, on signal, 2. Fire 2 rounds target center mass  <b>After Action:</b> 1. Flanking step, breath, scan 360° 2. Combat Load 1 round of Buckshot and close ejection port 3. Place safety on 4. Load 3 rounds of Buckshot in magazine tube 5. Shotgun remains in Condition 2	2	POINTS
<b>Stage 3</b> Range: 30 Ft. Time: 3 Sec. Rounds 2	<b>Action:</b> 1. From Condition 2, on signal 2. Fire 2 rounds target center mass  <b>After Action:</b> 1. Flanking step 2. Breath and scan 3. Shotgun remains in Condition 2	2	POINTS
<b>Stage 4 (SLUG)</b> Range: 50 Ft. Time: 20 Sec. Rounds: 2	<b>Action:</b> 1. From Condition 2, on signal 2. Execute a select load procedure with 2 rifled slugs 3. Fire 2 slugs center mass in target  <b>After Action:</b> 1. Flanking step 2. Breath and scan 3. Shotgun remains in Condition 2	2	POINTS
<b>8 Rounds Total</b>	<div style="text-align: center;">             (CIRCLE ONE)  <small>(Note- ALL pellets must strike within silhouette, and ALL Slugs must be in the preferred area)</small> </div>	8 points / 100% to Pass	8 TOTAL

DATE: 9/13/16 TIME: 0150 QUALIFIER: YES

INSTRUCTORS: Al. Watson #25

TEMPERATURE, WEATHER AND LIGHTING: 58°; Clear; low light

SHOTGUN MAKE, MODEL & S/N: City Gun Remington 870

INSTRUCTOR'S SIGNATURE: Al. Watson #25

OFFICER SIGN & PRINT NAME: [REDACTED]



# OPOTA PATROL RIFLE COURSE



<b>Course Preparation</b>	Place Patrol Rifle in Condition 1.	
<b>Stage 1</b> Range: 15 Ft. Time: 4 Sec. Rounds: 3	On signal, engage the target preferred area three rounds.	3 POINTS
<b>Stage 2</b> Range: 20 Ft. Time: 5 Sec. Rounds: 3	On signal, engage the target <b>head</b> oval three rounds.	3 POINTS
<b>Stage 3</b> Range: 30 Ft. Time: 6 Sec. Rounds: 3	On signal, engage the target preferred area two rounds, and one round to the target <b>head</b> oval.	3 POINTS
<b>Stage 4</b> Range: 50 Ft. Time: 5 Sec. Rounds: 2	Non-dominant index: on signal engage the target preferred area two rounds.	2 POINTS
<b>Stage 5</b> Range: 75 Ft. Time: 1.5 Sec. Rounds: 1	On signal, engage the target preferred area one round.	1 POINTS
<b>Stage 6</b> Range: 75 Ft. Time: 12 Sec. Rounds: 5	Prep rifle/carbine, one round in the chamber and one round in the magazine, and one reserve magazine loaded to capacity.  On signal, engage the target preferred area two rounds, assume a kneeling shooting position, reload, and engage the target preferred area three rounds.	5 POINTS
<b>Stage 7</b> Range: 150 Ft. Time: 10 Sec. Rounds: 3	On signal, assume prone position engage the target preferred area three rounds.	1 POINTS
<b>20 Rounds Total</b>	<b>PASS / FAIL</b> (CIRCLE ONE)	16 points / 80% to Pass  18 TOTAL

DATE: 4/22/14

TIME: 0133

QUALIFIER: YES

INSTRUCTORS: PA. Watson #25      1      Lynn #90

TEMPERATURE, WEATHER AND LIGHTING: 57°; Clear; low light

PATROL RIFLE MAKE, MODEL & S/N: City Gun

INSTRUCTOR'S SIGNATURE: PA. Watson #25      [Signature]      #90

OFFICER SIGN & PRINT NAME: [Redacted]



# OPOTA SEMI-AUTO PISTOL COURSE



<b>Stage 1</b> Distance: 4' Time: 5 sec Rounds: 3	<b>Action:</b> 1. On signal draw to close quarters retention position & fire three rounds into the preferred area  <b>After Action:</b> 1. Take one step backward creating distance. 2. Breath, Scan, de-cock, reload if necessary & holster	2 POINTS
<b>Stage 2</b> Distance: 9' Time: 6 sec Rounds: 3	<b>Action:</b> 1. On signal, flanking step while drawing & fire two rounds preferred area, one round to the head  <b>After Action:</b> 1. Flanking step breathe, Scan, de-cock, reload if necessary & holster	3 POINTS
<b>Stage 3A</b> Distance: 12' Time: 8 sec Rounds: 4	<b>Action: Stage 3A</b> 1. On signal, flanking step while drawing & fire 4 rounds preferred area with dominant hand only  <b>After Action:</b> 1. Breathe, scan, de-cock, reload if necessary and remain at the high ready position with the pistol in the dominant hand  2. On command, transfer the pistol to the non-dominant hand & remain at a modified high ready position	4 POINTS
<b>Stage 3B</b> Distance: 12' Time: 7 sec Rounds: 4	<b>Action: Stage 3B</b> 1. On signal, flanking step while presenting to the target & fire 4 rounds preferred area, non-dominant hand only  <b>After Action:</b> 1. Flanking step, breathe, scan, de-cock, reload if desired & holster	1 POINTS
<b>Stage 4</b> Distance: 20' Time: 12 sec Rounds: 6	<b>*Note: The pistol needs to be prepared with 1 round in the chamber and 2 in the magazine. 3 rounds total.</b> <b>Action:</b> 1. On signal, flanking step while drawing & fire three rounds preferred area 2. On slide lock take a flanking step in the opposite direction while reloading 3. Fire three additional rounds preferred area  <b>After Action:</b> 1. Flanking step, breath, scan, de-cock, reload if necessary & holster	6 POINTS
<b>Stage 5</b> Distance: 30' Time: 8 sec Rounds: 3	<b>Action:</b> 1. On signal, flanking step while drawing & fire three rounds preferred area  <b>After Action:</b> 1. Flanking step, breathe, scan, de-cock, reload if necessary & holster	3 POINTS
<b>Stage 6</b> Distance: 50' Time: 8 sec Rounds: 2	<b>Action:</b> 1. On signal, flanking step while drawing & fire two rounds target preferred area  <b>After Action:</b> Flanking step, breathe, scan, de-cock & holster	1 POINTS
<b>25 Rounds Total</b>	<b>PASS / FAIL</b> (CIRCLE ONE)	20 points / 80% to Pass 20 TOTAL

DATE: 9/7/15

TIME: 0245

QUALIFIER: YES

INSTRUCTORS: Al. Watson #25 1

TEMPERATURE, WEATHER AND LIGHTING: 274°, low light, clear

HANDGUN MAKE, MODEL & S/N: Smith & Wesson; m P45; [REDACTED]

INSTRUCTOR'S SIGNATURE: Al. Watson #25

OFFICER'S SIGNATURE: [REDACTED]



# OPOTA SHOTGUN COURSE



<b>Course Preparation</b>	Place shotgun in Condition 3 and load the magazine tube with 4 rounds of Buckshot.		
<b>Stage 1</b> Range: 10 Ft. Time: 4 Sec. Rounds: 2	<b>Action:</b> 1. From Condition 3, on signal 2. Fire 2 rounds target center mass  <b>After Action:</b> 1. Take a flanking step, breath and scan 2. Shotgun is now in Condition 2	2	POINTS
<b>Stage 2</b> Range: 20 Ft. Time: 3 Sec. Rounds: 2	<b>Action:</b> 1. From Condition 2, on signal, 2. Fire 2 rounds target center mass  <b>After Action:</b> 1. Flanking step, breath, scan 360° 2. Combat Load 1 round of Buckshot and close ejection port 3. Place safety on 4. Load 3 rounds of Buckshot in magazine tube 5. Shotgun remains in Condition 2	2	POINTS
<b>Stage 3</b> Range: 30 Ft. Time: 3 Sec. Rounds 2	<b>Action:</b> 1. From Condition 2, on signal 2. Fire 2 rounds target center mass  <b>After Action:</b> 1. Flanking step 2. Breath and scan 3. Shotgun remains in Condition 2	2	POINTS
<b>Stage 4 (SLUG)</b> Range: 50 Ft. Time: 20 Sec. Rounds: 2	<b>Action:</b> 1. From Condition 2, on signal 2. Execute a select load procedure with 2 rifled slugs 3. Fire 2 slugs center mass in target  <b>After Action:</b> 1. Flanking step 2. Breath and scan 3. Shotgun remains in Condition 2	2	POINTS
<b>8 Rounds Total</b>	<b>PASS / FAIL</b> (CIRCLE ONE) <small>(Note- ALL pellets must strike within silhouette, and ALL Slugs must be in the preferred area)</small>	8 points / 100% to Pass	8 TOTAL

DATE: 9/7/15

TIME: 0255

QUALIFIER: YES

INSTRUCTORS: PH. Watson #25 1

TEMPERATURE, WEATHER AND LIGHTING: 57°; low light; clear

SHOTGUN MAKE, MODEL & S/N: City Conn Remington 270

INSTRUCTOR'S SIGNATURE: PH. Watson #25 [Signature]

OFFICER SIGN & PRINT NAME: [Redacted]





# OPOTA PATROL RIFLE COURSE



<b>Course Preparation</b>	Place Patrol Rifle in Condition 1.	
<b>Stage 1</b> Range: 15 Ft. Time: 4 Sec. Rounds: 3	On signal, engage the target preferred area three rounds.	3 POINTS
<b>Stage 2</b> Range: 20 Ft. Time: 5 Sec. Rounds: 3	On signal, engage the target <b>head</b> oval three rounds.	3 POINTS
<b>Stage 3</b> Range: 30 Ft. Time: 6 Sec. Rounds: 3	On signal, engage the target preferred area two rounds, and one round to the target <b>head</b> oval.	3 POINTS
<b>Stage 4</b> Range: 50 Ft. Time: 5 Sec. Rounds: 2	Non-dominant index: on signal engage the target preferred area two rounds.	2 POINTS
<b>Stage 5</b> Range: 75 Ft. Time: 1.5 Sec. Rounds: 1	On signal, engage the target preferred area one round.	1 POINTS
<b>Stage 6</b> Range: 75 Ft. Time: 12 Sec. Rounds: 5	Prep rifle/carbine, one round in the chamber and one round in the magazine, and one reserve magazine loaded to capacity.  On signal, engage the target preferred area two rounds, assume a kneeling shooting position, reload, and engage the target preferred area three rounds.	4 POINTS
<b>Stage 7</b> Range: 150 Ft. Time: 10 Sec. Rounds: 3	On signal, assume prone position engage the target preferred area three rounds.	2
20 Rounds Total	<b>PASS / FAIL</b> (CIRCLE ONE)	16 points / 80% to Pass
		18 TOTAL

DATE: 4/17/15 TIME: 0130 QUALIFIER: YES

INSTRUCTORS: Pl. Watson #251

TEMPERATURE, WEATHER AND LIGHTING: 55° Cloudy; low light

PATROL RIFLE MAKE, MODEL & S/N: City Gun [REDACTED]

INSTRUCTOR'S SIGNATURE: Pl. Watson #251

OFFICER SIGN & PRINT NAME [REDACTED]



# OPOTA SEMI-AUTO PISTOL COURSE



<b>Stage 1</b> Distance: 4' Time: 5 sec Rounds: 3	<b>Action:</b> 1. On signal draw to close quarters retention position & fire three rounds into the preferred area  <b>After Action:</b> 1. Take one step backward creating distance. 2. Breath, Scan, de-cock, reload if necessary & holster	3 POINTS
<b>Stage 2</b> Distance: 9' Time: 6 sec Rounds: 3	<b>Action:</b> 1. On signal, flanking step while drawing & fire two rounds preferred area, one round to the head  <b>After Action:</b> 1. Flanking step breathe, Scan, de-cock, reload if necessary & holster	3 POINTS
<b>Stage 3A</b> Distance: 12' Time: 8 sec Rounds: 4	<b>Action: Stage 3A</b> 1. On signal, flanking step while drawing & fire 4 rounds preferred area with dominant hand only  <b>After Action:</b> 1. Breathe, scan, de-cock, reload if necessary and remain at the high ready position with the pistol in the dominant hand  2. On command, transfer the pistol to the non-dominant hand & remain at a modified high ready position	4 POINTS
<b>Stage 3B</b> Distance: 12' Time: 7 sec Rounds: 4	<b>Action: Stage 3B</b> 1. On signal, flanking step while presenting to the target & fire 4 rounds preferred area, non-dominant hand only  <b>After Action:</b> 1. Flanking step, breathe, scan, de-cock, reload if desired & holster	3 POINTS
<b>Stage 4</b> Distance: 20' Time: 12 sec Rounds: 6	<b>*Note: The pistol needs to be prepared with 1 round in the chamber and 2 in the magazine. 3 rounds total.</b> <b>Action:</b> 1. On signal, flanking step while drawing & fire three rounds preferred area 2. On slide lock take a flanking step in the opposite direction while reloading 3. Fire three additional rounds preferred area  <b>After Action:</b> 1. Flanking step, breath, scan, de-cock, reload if necessary & holster	6 POINTS
<b>Stage 5</b> Distance: 30' Time: 8 sec Rounds: 3	<b>Action:</b> 1. On signal, flanking step while drawing & fire three rounds preferred area  <b>After Action:</b> 1. Flanking step, breathe, scan, de-cock, reload if necessary & holster	3 POINTS
<b>Stage 6</b> Distance: 50' Time: 8 sec Rounds: 2	<b>Action:</b> 1. On signal, flanking step while drawing & fire two rounds target preferred area  <b>After Action:</b> Flanking step, breathe, scan, de-cock & holster	2 POINTS
<b>25 Rounds Total</b>	<b>PASS / FAIL</b> (CIRCLE ONE)	20 points / 80% to Pass 24 TOTAL

DATE: 9/11/14 TIME: 2250 QUALIFIER: YES

INSTRUCTORS: Burt

TEMPERATURE, WEATHER AND LIGHTING: 60°; low light; clouds

HANDGUN MAKE, MODEL & S/N: SW MP45

INSTRUCTOR'S SIGNATURE: Sgt. Burt #79

OFFICER'S SIGNATURE: \_\_\_\_\_



# OPOTA SHOTGUN COURSE



<b>Course Preparation</b>	Place shotgun in Condition 3 and load the magazine tube with 4 rounds of Buckshot.		
<b>Stage 1</b> Range: 10 Ft. Time: 4 Sec. Rounds: 2	<b>Action:</b> 1. From Condition 3, on signal 2. Fire 2 rounds target center mass  <b>After Action:</b> 1. Take a flanking step, breath and scan 2. Shotgun is now in Condition 2		2
<b>Stage 2</b> Range: 20 Ft. Time: 3 Sec. Rounds: 2	<b>Action:</b> 1. From Condition 2, on signal, 2. Fire 2 rounds target center mass  <b>After Action:</b> 1. Flanking step, breath, scan 360° 2. Combat Load 1 round of Buckshot and close ejection port 3. Place safety on 4. Load 3 rounds of Buckshot in magazine tube 5. Shotgun remains in Condition 2		2
<b>Stage 3</b> Range: 30 Ft. Time: 3 Sec. Rounds 2	<b>Action:</b> 1. From Condition 2, on signal 2. Fire 2 rounds target center mass  <b>After Action:</b> 1. Flanking step 2. Breath and scan 3. Shotgun remains in Condition 2		2
<b>Stage 4 (SLUG)</b> Range: 50 Ft. Time: 20 Sec. Rounds: 2	<b>Action:</b> 1. From Condition 2, on signal 2. Execute a select load procedure with 2 rifled slugs 3. Fire 2 slugs center mass in target  <b>After Action:</b> 1. Flanking step 2. Breath and scan 3. Shotgun remains in Condition 2		2
<b>8 Rounds Total</b>	<b>PASS / FAIL</b> <small>(CIRCLE ONE)</small> <small>(Note: ALL pellets must strike within silhouette, and ALL Slugs must be in the preferred area)</small>		8 points / 100% to Pass
			<b>8</b> TOTAL

DATE: 9/11/14

TIME: 2250

QUALIFIER: YES

INSTRUCTORS: Burt

TEMPERATURE, WEATHER AND LIGHTING: \* 60° low light; clouds

SHOTGUN MAKE, MODEL & SIN: Rem. 470 (city gun)

INSTRUCTOR'S SIGNATURE: Sgt. R. Burt # 29

OFFICER SIGN & PRINT NAME: [REDACTED]



# OPOTA PATROL RIFLE COURSE



<b>Course Preparation</b>	Place Patrol Rifle in Condition 1.		
<b>Stage 1</b> Range: 15 Ft. Time: 4 Sec. Rounds: 3	On signal, engage the target preferred area three rounds.	3	POINTS
<b>Stage 2</b> Range: 20 Ft. Time: 5 Sec. Rounds: 3	On signal, engage the target <b>head</b> oval three rounds.	2	POINTS
<b>Stage 3</b> Range: 30 Ft. Time: 6 Sec. Rounds: 3	On signal, engage the target preferred area two rounds, and one round to the target <b>head</b> oval.	2	POINTS
<b>Stage 4</b> Range: 50 Ft. Time: 5 Sec. Rounds: 2	Non-dominant index: on signal engage the target preferred area two rounds.	2	POINTS
<b>Stage 5</b> Range: 75 Ft. Time: 1.5 Sec. Rounds: 1	On signal, engage the target preferred area one round.	1	POINTS
<b>Stage 6</b> Range: 75 Ft. Time: 12 Sec. Rounds: 5	Prep rifle/carbine, one round in the chamber and one round in the magazine, and one reserve magazine loaded to capacity.  On signal, engage the target preferred area two rounds, assume a kneeling shooting position, reload, and engage the target preferred area three rounds.	5	POINTS
<b>Stage 7</b> Range: 150 Ft. Time: 10 Sec. Rounds: 3	On signal, assume prone position engage the target preferred area three rounds.	2	POINTS
<b>20 Rounds Total</b>	<b>PASS / FAIL</b> <small>(CIRCLE ONE)</small>	16 points / 80% to Pass	17 <small>TOTAL</small>

DATE: 4/30/11

TIME: 2253

QUALIFIER: YES

INSTRUCTORS: Pat. Watson #25 1 to 1 #80

TEMPERATURE, WEATHER AND LIGHTING: 56°; Cloudy; low light

PATROL RIFLE MAKE, MODEL & S/N: City Gun

INSTRUCTOR'S SIGNATURE: [Signature] #25

OFFICER SIGN & PRINT NAME: [Redacted]

# Firearms Qualification

DATE: 12-10-13  
TIME: 0600

QUALIFIER: YES

INSTRUCTORS: Hincus / J. Dawson

TEMPERATURE, WEATHER AND LIGHTING: -3° ROOM FELL / NIGHT

## COURSE OF FIRE

### Police Rifle / Carbine / Tactical Rifle

1. Snap Shooting	<u>P</u>	<u>F</u>
2. Multiple Targets	<u>P</u>	<u>F</u>
3. Protective Cover	<u>P</u>	<u>F</u>
4. Medium Targets	<u>P</u>	<u>F</u>
5. long Range	<u>P</u>	<u>F</u>

(Note- Full-Auto Portions of the qualification performed with a city issued M16)

OFFICER: PH. [REDACTED]

Rifle/Carbine-  
Make & Model: Colt / AR-15

S/N: [REDACTED]

OFFICER'S SIGNATURE: [REDACTED]

INSTRUCTOR'S SIGNATURE: Sgt M. Dawson #34

PASS: YES / NO  
DUTY: YES / NO



# OPOTA SHOTGUN COURSE



<b>Course Preparation</b>	Place shotgun in Condition 3 and load the magazine tube with 4 rounds of Buckshot.	
<b>Stage 1</b> Range: 10 Ft. Time: 4 Sec. Rounds: 2	<b>Action:</b> 1. From Condition 3, on signal 2. Fire 2 rounds target center mass  <b>After Action:</b> 1. Take a flanking step, breath and scan 2. Shotgun is now in Condition 2	2 POINTS
<b>Stage 2</b> Range: 20 Ft. Time: 3 Sec. Rounds: 2	<b>Action:</b> 1. From Condition 2, on signal, 2. Fire 2 rounds target center mass  <b>After Action:</b> 1. Flanking step, breath, scan 360° 2. Combat Load 1 round of Buckshot and close ejection port 3. Place safety on 4. Load 3 rounds of Buckshot in magazine tube 5. Shotgun remains in Condition 2	2 POINTS
<b>Stage 3</b> Range: 30 Ft. Time: 3 Sec. Rounds 2	<b>Action:</b> 1. From Condition 2, on signal 2. Fire 2 rounds target center mass  <b>After Action:</b> 1. Flanking step 2. Breath and scan 3. Shotgun remains in Condition 2	2 POINTS
<b>Stage 4 (SLUG)</b> Range: 50 Ft. Time: 20 Sec. Rounds: 2	<b>Action:</b> 1. From Condition 2, on signal 2. Execute a select load procedure with 2 rifled slugs 3. Fire 2 slugs center mass in target  <b>After Action:</b> 1. Flanking step 2. Breath and scan 3. Shotgun remains in Condition 2	2 POINTS
<b>8 Rounds Total</b>	<b>PASS / FAIL</b> (CIRCLE ONE) <small>(Note- ALL pellets must strike within silhouette, and ALL Slugs must be in the preferred area)</small>	8 points / 100% to Pass 3 TOTAL

DATE: 9-16-13

TIME: 2310

QUALIFIER: YES

INSTRUCTORS: Burt

TEMPERATURE, WEATHER AND LIGHTING: "50"; low light

SHOTGUN MAKE, MODEL & S/N: Rem. 470 (city)

INSTRUCTOR'S SIGNATURE: Sgt. Burt #29

OFFICER SIGN & PRINT NAME: [Redacted]



# OPOTA SEMI-AUTO PISTOL COURSE



<b>Stage 1</b> Distance: 4' Time: 5 sec Rounds: 3	<b>Action:</b> 1. On signal draw to close quarters retention position & fire three rounds into the preferred area  <b>After Action:</b> 1. Take one step backward creating distance. 2. Breath, Scan, de-cock, reload if necessary & holster	3  POINTS
<b>Stage 2</b> Distance: 9' Time: 6 sec Rounds: 3	<b>Action:</b> 1. On signal, flanking step while drawing & fire two rounds preferred area, one round to the head  <b>After Action:</b> 1. Flanking step breathe, Scan, de-cock, reload if necessary & holster	3  POINTS
<b>Stage 3A</b> Distance: 12' Time: 8 sec Rounds: 4	<b>Action: Stage 3A</b> 1. On signal, flanking step while drawing & fire 4 rounds preferred area with dominant hand only  <b>After Action:</b> 1. Breathe, scan, de-cock, reload if necessary and remain at the high ready position with the pistol in the dominant hand  2. On command, transfer the pistol to the non-dominant hand & remain at a modified high ready position	4  POINTS
<b>Stage 3B</b> Distance: 12' Time: 7 sec Rounds: 4	<b>Action: Stage 3B</b> 1. On signal, flanking step while presenting to the target & fire 4 rounds preferred area, non-dominant hand only  <b>After Action:</b> 1. Flanking step, breathe, scan, de-cock, reload if desired & holster	3  POINTS
<b>Stage 4</b> Distance: 20' Time: 12 sec Rounds: 6	<b>*Note: The pistol needs to be prepared with 1 round in the chamber and 2 in the magazine. 3 rounds total.</b> <b>Action:</b> 1. On signal, flanking step while drawing & fire three rounds preferred area 2. On slide lock take a flanking step in the opposite direction while reloading 3. Fire three additional rounds preferred area  <b>After Action:</b> 1. Flanking step, breath, scan, de-cock, reload if necessary & holster	6  POINTS
<b>Stage 5</b> Distance: 30' Time: 8 sec Rounds: 3	<b>Action:</b> 1. On signal, flanking step while drawing & fire three rounds preferred area  <b>After Action:</b> 1. Flanking step, breathe, scan, de-cock, reload if necessary & holster	2  POINTS
<b>Stage 6</b> Distance: 50' Time: 8 sec Rounds: 2	<b>Action:</b> 1. On signal, flanking step while drawing & fire two rounds target preferred area  <b>After Action:</b> Flanking step, breathe, scan, de-cock & holster	2  POINTS
<b>25 Rounds Total</b>	<b>PASS / FAIL</b> (CIRCLE ONE)	20 points / 80% to Pass  <b>23</b> TOTAL

DATE: 9-8-13

TIME: 2300

QUALIFIER: YES

INSTRUCTORS: Sgt. J. Dawson #10 / 1

TEMPERATURE, WEATHER AND LIGHTING: 70° / Night / Mild

HANDGUN MAKE, MODEL & S/N: SW MP 45 / [REDACTED]

INSTRUCTOR'S SIGNATURE: Sgt. James R. [Signature] #10

OFFICER'S SIGNATURE: [REDACTED]



# OPOTA SEMI-AUTO PISTOL COURSE



<b>Stage 1</b> Distance: 4' Time: 5 sec Rounds: 3	<b>Action:</b> 1. On signal draw to close quarters retention position & fire three rounds into the preferred area  <b>After Action:</b> 1. Take one step backward creating distance. 2. Breath, Scan, de-cock, reload if necessary & holster	3 POINTS
<b>Stage 2</b> Distance: 9' Time: 6 sec Rounds: 3	<b>Action:</b> 1. On signal, flanking step while drawing & fire two rounds preferred area, one round to the head  <b>After Action:</b> 1. Flanking step breathe, Scan, de-cock, reload if necessary & holster	3 POINTS
<b>Stage 3A</b> Distance: 12' Time: 8 sec Rounds: 4	<b>Action: Stage 3A</b> 1. On signal, flanking step while drawing & fire 4 rounds preferred area with dominant hand only  <b>After Action:</b> 1. Breathe, scan, de-cock, reload if necessary and remain at the high ready position with the pistol in the dominant hand  2. On command, transfer the pistol to the non-dominant hand & remain at a modified high ready position	4 POINTS
<b>Stage 3B</b> Distance: 12' Time: 7 sec Rounds: 4	<b>Action: Stage 3B</b> 1. On signal, flanking step while presenting to the target & fire 4 rounds preferred area, non-dominant hand only  <b>After Action:</b> 1. Flanking step, breathe, scan, de-cock, reload if desired & holster	2 POINTS
<b>Stage 4</b> Distance: 20' Time: 12 sec Rounds: 6	<b>*Note: The pistol needs to be prepared with 1 round in the chamber and 2 in the magazine. 3 rounds total.</b> <b>Action:</b> 1. On signal, flanking step while drawing & fire three rounds preferred area 2. On slide lock take a flanking step in the opposite direction while reloading 3. Fire three additional rounds preferred area  <b>After Action:</b> 1. Flanking step, breath, scan, de-cock, reload if necessary & holster	6 POINTS
<b>Stage 5</b> Distance: 30' Time: 8 sec Rounds: 3	<b>Action:</b> 1. On signal, flanking step while drawing & fire three rounds preferred area  <b>After Action:</b> 1. Flanking step, breathe, scan, de-cock, reload if necessary & holster	3 POINTS
<b>Stage 6</b> Distance: 50' Time: 8 sec Rounds: 2	<b>Action:</b> 1. On signal, flanking step while drawing & fire two rounds target preferred area  <b>After Action:</b> Flanking step, breathe, scan, de-cock & holster	2 POINTS
<b>25 Rounds Total</b>	<b>PASS / FAIL</b> (CIRCLE ONE)	20 points / 80% to Pass 23 TOTAL

DATE: 9-8-13

TIME: 2255

QUALIFIER **YES**

INSTRUCTORS: S. Dawson #10 1

TEMPERATURE, WEATHER AND LIGHTING: DARK / MILD 70°

HANDGUN MAKE, MODEL & SIN: H&P7 MB / [REDACTED]

INSTRUCTOR'S SIGNATURE: Sgt. James R. [Signature] #10

OFFICER'S SIGNATURE: [REDACTED]



# Firearms Qualification

DATE: 9/26/12  
TIME: 0701

QUALIFIER:  YES

INSTRUCTORS: Plt Watson #25 / SGT Burt #29

TEMPERATURE, WEATHER AND LIGHTING: ~52°, cloudy, night

## COURSE OF FIRE

### HANDGUN

1. Full Hip Position		
2. Report/Interview	<input checked="" type="checkbox"/> P	F
3. Multiple Targets	<input checked="" type="checkbox"/> P	F
4. Moving Right and Left	<input checked="" type="checkbox"/> P	F
5. CQB/Backaway	<input checked="" type="checkbox"/> P	F
6. Two Hand High Point w/Reload	<input checked="" type="checkbox"/> P	F
7. Ambidextrous One Hand	<input checked="" type="checkbox"/> P	F
8. Malfunction Drill	<input checked="" type="checkbox"/> P	F
9. Protective Cover w/Tactical Reload	<input checked="" type="checkbox"/> P	F
10. Long Range	<input checked="" type="checkbox"/> P	F
11. Long Range Prone	<input checked="" type="checkbox"/> P	F
12. Seated Cruiser	<input checked="" type="checkbox"/> P	F
13. Low Level Light	<input checked="" type="checkbox"/> P	F
14. Officer Needs Assistance	<input checked="" type="checkbox"/> P	F

### SHOTGUN: Remington 870 (Department Issue)

1. Snap Shooting		
2. Multiple Targets	<input checked="" type="checkbox"/> P	F
3. Shooting On The Move	<input checked="" type="checkbox"/> P	F
4. Long Range	<input checked="" type="checkbox"/> P	F
5. Protective Cover	<input checked="" type="checkbox"/> P	F
6. Low Level Light	<input checked="" type="checkbox"/> P	F

OFFICER: Plt. [REDACTED]  
HANDGUN- [REDACTED]  
Make & Model: HK P7 MB  
S/N: [REDACTED]

PASS:  YES / NO  
DUTY:  YES / NO

OFFICER'S SIGNATURE: [REDACTED]

INSTRUCTOR'S SIGNATURE: Plt. Watson #25  
RSTB #28

# Firearms Qualification

DATE: 4/20/12  
TIME: 230

QUALIFIER: YES

INSTRUCTORS: Caburn # 9 /

TEMPERATURE, WEATHER AND LIGHTING: clear, 60°

## COURSE OF FIRE

### Police Rifle / Carbine / Tactical Rifle

1. Snap Shooting	<u>P</u> / <u>F</u>
2. Multiple Targets	<u>P</u> / <u>F</u>
3. Protective Cover	<u>P</u> / <u>F</u>
4. Medium Targets	<u>P</u> / <u>F</u>
5. Long Range	<u>P</u> / <u>F</u>

(Note- Full-Auto Portions of the qualification performed with a city issued M16)

OFFICER: PTC [REDACTED]

Rifle/Carbine-  
Make & Model: Colt AR-15

S/N: [REDACTED]

PASS: YES / NO  
DUTY: YES / NO

OFFICER'S SIGNATURE: [REDACTED]

INSTRUCTOR'S SIGNATURE: PTC S Cab # 9

# Firearms Qualification

DATE: 10-7-11  
TIME: 0030

QUALIFIER YES

INSTRUCTORS: BROWN #49

TEMPERATURE, WEATHER AND LIGHTING: 55° - Clear

## COURSE OF FIRE

### HANDGUN

1. Full Hip Position	P	F
2. Report/Interview	P	F
3. Multiple Targets	P	F
4. Moving Right and Left	P	F
5. CQB/Backaway	P	F
6. Two Hand High Point w/Reload	P	F
7. Ambidextrous One Hand	P	F
8. Malfunction Drill	P	F
9. Protective Cover w/Tactical Reload	P	F
10. Long Range	P	F
11. Long Range Prone	P	F
12. Seated Cruiser	P	F
13. Low Level Light	P	F
14. Officer Needs Assistance	P	F

### SHOTGUN: Remington 870 (Department Issue)

1. Snap Shooting	P	F
2. Multiple Targets	P	F
3. Shooting On The Move	P	F
4. Long Range	P	F
5. Protective Cover	P	F
6. Low Level Light	P	F

OFFICER: [REDACTED]  
HANDGUN-  
Make & Model: HK P7 M8  
S/N: [REDACTED]

PASS: YES / NO  
DUTY: YES / NO

OFFICER'S SIGNATURE: [REDACTED]  
INSTRUCTOR'S SIGNATURE: SOITBEB #49

# Firearms Qualification

DATE: 6-15-11  
TIME: 0035

QUALIFIER: YES

INSTRUCTORS: Cabeen /

TEMPERATURE, WEATHER AND LIGHTING: \_\_\_\_\_

## COURSE OF FIRE

### Police Rifle / Carbine / Tactical Rifle

1. Snap Shooting	<u>P</u>	<u>F</u>
2. Multiple Targets	<u>P</u>	<u>F</u>
3. Protective Cover	<u>P</u>	<u>F</u>
4. Medium Targets	<u>P</u>	<u>F</u>
5. Long Range	<u>P</u>	<u>F</u>

(Note- Full-Auto Portions of the qualification performed with a city issued M16)

OFFICER: [REDACTED]

Rifle/Carbine- FN  
Make & Model: M16A2

S/N: [REDACTED]

PASS: YES / NO  
DUTY: YES / NO

OFFICER'S SIGNATURE: ~~Cabeen #9~~ [REDACTED]

INSTRUCTOR'S SIGNATURE: Cabeen #9

# HK P7 M8/13

## Inspection Points

Officer: [REDACTED]

P7: M8 / M13

S/N: 16-128461

Issue?: (Y) N

1	<b>Insure Weapon &amp; Magazines are Unloaded!</b>	<input checked="" type="checkbox"/>
2	Muzzle: Dents, Burrs & Cleanliness	<input checked="" type="checkbox"/>
3	Chamber / Gas Port: Dents, Burrs & Carbon Build-Up/Cleanliness	<input checked="" type="checkbox"/>
4	Bore: Bulges, Finish, Copper Build-Up & Cleanliness	<input checked="" type="checkbox"/>
5	Stripped Frame: Cracks, Dents, Burrs, Bulges & Excessive Wear	<input checked="" type="checkbox"/>
6	Gas Cylinder: Clean of Carbon Build-Up, Dry- No Lube	<input checked="" type="checkbox"/>
7	Trigger: Cracks & Wear	<input checked="" type="checkbox"/>
8	Transmission Lever: Cracks & Wear	<input checked="" type="checkbox"/>
9	Disconnecter: Cracks & Wear	<input checked="" type="checkbox"/>
10	Sear Bar: Cracks & Wear, Perform "Bend Test"	<input checked="" type="checkbox"/>
11	Magazine Catch: Complete, Cracks & Wear	<input checked="" type="checkbox"/>
12	Springs (All): Cracks/Broken, Wear / Serviceable Tension	<input checked="" type="checkbox"/>
13	Slide: Excessive Wear; Firing Pin Bushing Plate: Serviceable	<input checked="" type="checkbox"/>
14	Firing Pin, Bushing, Springs & Pin: Cracks & Serviceable	<input checked="" type="checkbox"/>
15	Drop Safety: Present, Functioning and Serviceable	<input checked="" type="checkbox"/>
16	Piston: Complete, Free Moving, Clean and Serviceable	<input checked="" type="checkbox"/>
17	Sights: Complete, Tight, Clean; Inserts Serviceable	<input checked="" type="checkbox"/>
18	Heat Shield: Check Tightness	<input checked="" type="checkbox"/>
19	Overall Exterior Finish: Serviceable & Free of Corrosion	<input checked="" type="checkbox"/>
20	Magazine: Lips/Housing Bent, Split, Broken, Dented or Dirty	<input checked="" type="checkbox"/>

**Assemble Weapon and Perform Function Check**

Serviceable? (Y) N

Notes: Reset Spring replaced due to

Armorer: Sunk

Date: 3/16/11

# Firearms Qualification

DATE: 2/19/10  
TIME: 2340 hrs

QUALIFIER: (YES)

INSTRUCTORS: Morber #45 /

TEMPERATURE, WEATHER AND LIGHTING: cloudy mid 50's moonlight winds (N) 5-10 mph

## COURSE OF FIRE

### HANDGUN

1. Full Hip Position	<u>(P)</u>	<u>F</u>
2. Report/Interview	<u>(P)</u>	<u>F</u>
3. Multiple Targets	<u>(P)</u>	<u>F</u>
4. Moving Right and Left	<u>(P)</u>	<u>F</u>
5. CQB/Backaway	<u>(P)</u>	<u>F</u>
6. Two Hand High Point w/Reload	<u>(P)</u>	<u>F</u>
7. Ambidextrous One Hand	<u>(P)</u>	<u>F</u>
8. Malfunction Drill	<u>(P)</u>	<u>F</u>
9. Protective Cover w/Tactical Reload	<u>(P)</u>	<u>F</u>
10. Long Range	<u>(P)</u>	<u>F</u>
11. Long Range Prone	<u>(P)</u>	<u>F</u>
12. Seated Cruiser	<u>(P)</u>	<u>F</u>
13. Low Level Light	<u>(P)</u>	<u>F</u>
14. Officer Needs Assistance	<u>(P)</u>	<u>F</u>

### SHOTGUN: Remington 870 (Department Issue)

1. Snap Shooting	<u>(P)</u>	<u>F</u>
2. Multiple Targets	<u>(P)</u>	<u>F</u>
3. Shooting On The Move	<u>(P)</u>	<u>F</u>
4. Long Range	<u>(P)</u>	<u>F</u>
5. Protective Cover	<u>(P)</u>	<u>F</u>
6. Low Level Light	<u>(P)</u>	<u>F</u>

OFFICER: [REDACTED]

HANDGUN-

Make & Model: HK P7-M8

S/N: [REDACTED]

OFFICER'S SIGNATURE: [REDACTED]

INSTRUCTOR'S SIGNATURE: Lt. JAG Morber #45

PASS: (YES) / NO  
DUTY: (YES) / NO

# Firearms Qualification

DATE: October 8 2009  
 TIME: 2200 hours

QUALIFIER: YES

INSTRUCTORS: Marber #45 /

TEMPERATURE, WEATHER AND LIGHTING: damp/cold/low 50°F/overcast  
 NO WIND

## COURSE OF FIRE

lit RANGE  
started to RAIN

### HANDGUN

1. Full Hip Position	<input checked="" type="radio"/>	F
2. Report/Interview	<input checked="" type="radio"/>	F
3. Multiple Targets	<input checked="" type="radio"/>	F
4. Moving Right and Left	<input checked="" type="radio"/>	F
5. CQB/Backaway	<input checked="" type="radio"/>	F
6. Two Hand High Point w/Reload	<input checked="" type="radio"/>	F
7. Ambidextrous One Hand	<input checked="" type="radio"/>	F
8. Malfunction Drill	<input checked="" type="radio"/>	F
9. Protective Cover w/Tactical Reload	<input checked="" type="radio"/>	F
10. Long Range	<input checked="" type="radio"/>	F
11. Long Range Prone	<input checked="" type="radio"/>	F
12. Seated Cruiser	<input checked="" type="radio"/>	F
13. Low Level Light	<input checked="" type="radio"/>	F
14. Officer Needs Assistance	<input checked="" type="radio"/>	F

### SHOTGUN: Remington 870 (Department Issue)

1. Snap Shooting	<input checked="" type="radio"/>	F
2. Multiple Targets	<input checked="" type="radio"/>	F
3. Shooting On The Move	<input checked="" type="radio"/>	F
4. Long Range	<input checked="" type="radio"/>	F
5. Protective Cover	<input checked="" type="radio"/>	F
6. Low Level Light	<input checked="" type="radio"/>	F

OFFICER: [REDACTED]

HANDGUN- HK

Make & Model: P7 M8

S/N: [REDACTED]

OFFICER'S SIGNATURE: [REDACTED]

INSTRUCTOR'S SIGNATURE: H. Marber #45

PASS:  YES / NO  
 DUTY:  YES / NO

# Firearms Qualification

DATE: 3/30/09  
TIME: 1300 - 2100

QUALIFIER: YES

INSTRUCTORS: Freshly / Coburn


TEMPERATURE, WEATHER AND LIGHTING: 45° Cool

## COURSE OF FIRE

### Police Rifle / Carbine / Tactical Rifle

1. Snap Shooting	<input checked="" type="radio"/>	F
2. Multiple Targets	<input checked="" type="radio"/>	F
3. CQB	<input checked="" type="radio"/>	F
4. Moving Right and Left	<input checked="" type="radio"/>	F
5. Malfunction Drill	<input checked="" type="radio"/>	F
6. Protective Cover	<input checked="" type="radio"/>	F
8. Medium Range	<input checked="" type="radio"/>	F
9. Long Range	<input checked="" type="radio"/>	F

(Note- Full-Auto Portions of the qualification performed with a city issued M16)

OFFICER: 

PASS:  YES / NO  
DUTY:  YES / NO

Rifle/Carbine-  
Make & Model: City Weapon

S/N: N/A

OFFICER'S SIGNATURE: 

INSTRUCTOR'S SIGNATURE: Lt. J. J. #21



# Firearms Qualification

DATE: 10-13-08  
TIME: 0115

QUALIFIER: YES

INSTRUCTORS: Burt 1

TEMPERATURE, WEATHER AND LIGHTING: ~50°, Cool, Clear, Night

## COURSE OF FIRE

### HANDGUN

1. Full Hip Position	P	F
2. Report/Interview	P	F
3. Multiple Targets	P	F
4. Moving Right and Left	P	F
5. CQB/Backaway	P	F
6. Two Hand High Point w/Reload	P	F
7. Ambidextrous One Hand	P	F
8. Malfunction Drill	P	F
9. Protective Cover w/Tactical Reload	P	F
10. Long Range	P	F
11. Long Range Prone	P	F
12. Seated Cruiser	P	F
13. Low Level Light	P	F
14. Officer Needs Assistance	P	F

### SHOTGUN: Remington 870 (Department Issue)

1. Snap Shooting	P	F
2. Multiple Targets	P	F
3. Shooting On The Move	P	F
4. Long Range	P	F
5. Protective Cover	P	F
6. Low Level Light	P	F

OFFICER: [REDACTED]

HANDGUN-

Make & Model: HK P7M8

S/N: [REDACTED]

OFFICER'S SIGNATURE: [REDACTED]

INSTRUCTOR'S SIGNATURE: [Signature]

PASS: YES / NO  
DUTY: YES / NO

# Firearms Qualification 2007

DATE: 10-9-07  
TIME: 2300

QUALIFIER: YES

INSTRUCTORS: Burt 1

TEMPERATURE, WEATHER AND LIGHTING: 60° clear Night

## COURSE OF FIRE

### HANDGUN

1. Full Hip Position	P	F
2. Report/Interview	P	F
3. Multiple Targets	P	F
4. Moving Right and Left	P	F
5. CQB/Backaway	P	F
6. Two Hand High Point w/Reload	P	F
7. Ambidextrous One Hand	P	F
8. Malfunction Drill	P	F
9. Protective Cover w/Tactical Reload	P	F
10. Long Range	P	F
11. Long Range Prone	P	F
12. Seated Cruiser	P	F
13. Low Level Light	P	F
14. Officer Needs Assistance	P	F

### SHOTGUN: Remington 870 (Department Issue)

1. Snap Shooting	P	F
2. Multiple Targets	P	F
3. Shooting On The Move	P	F
4. Long Range	P	F
5. Protective Cover	P	F
6. Low Level Light	P	F

OFFICER: [REDACTED]

HANDGUN-

Make & Model: 1971C P7

S/N: [REDACTED]

OFFICER'S SIGNATURE: [REDACTED]

INSTRUCTOR'S SIGNATURE: RSD 10/9/07

PASS: YES/NO  
DUTY: YES/NO

# Firearms Qualification 2006

DATE: 9/21/06  
TIME: 0300

QUALIFIER: YES

INSTRUCTORS: Freshly 1

TEMPERATURE, WEATHER AND LIGHTING: 50° Cool/Night

## COURSE OF FIRE

### HANDGUN

1. Full Hip Position	<input checked="" type="radio"/>	F
2. Report/Interview	<input checked="" type="radio"/>	F
3. Multiple Targets	<input checked="" type="radio"/>	F
4. Moving Right and Left	<input checked="" type="radio"/>	F
5. CQB/Backaway	<input checked="" type="radio"/>	F
6. Two Hand High Point w/Reload	<input checked="" type="radio"/>	F
7. Ambidextrous One Hand	<input checked="" type="radio"/>	F
8. Malfunction Drill	<input checked="" type="radio"/>	F
9. Protective Cover w/Tactical Reload	<input checked="" type="radio"/>	F
10. Long Range	<input checked="" type="radio"/>	F
11. Long Range Prone	<input checked="" type="radio"/>	F
12. Seated Cruiser	<input checked="" type="radio"/>	F
13. Low Level Light	<input checked="" type="radio"/>	F
14. Officer Needs Assistance	<input checked="" type="radio"/>	F

### SHOTGUN: Remington 870 (Department Issue)

1. Snap Shooting	<input checked="" type="radio"/>	F
2. Multiple Targets	<input checked="" type="radio"/>	F
3. Shooting On The Move	<input checked="" type="radio"/>	F
4. Long Range	<input checked="" type="radio"/>	F
5. Protective Cover	<input checked="" type="radio"/>	F
6. Low Level Light	<input checked="" type="radio"/>	F

OFFICER: [REDACTED]

HANDGUN-

Make & Model: HIC P7M8

S/N: [REDACTED]

OFFICER'S SIGNATURE: [REDACTED]

INSTRUCTOR'S SIGNATURE: lt. J. J. #24

PASS:  YES / NO  
DUTY:  YES / NO

# Firearms Qualification 2005

DATE: 10.7.05  
 TIME: 0140

QUALIFIER: YES

INSTRUCTORS: Burt 1

TEMPERATURE, WEATHER AND LIGHTING: 65°, cloudy, breezy, Occasional rain

## COURSE OF FIRE

### HANDGUN

1. Full Hip Position	<input checked="" type="radio"/> P	F	Retake	P	F	Retake	P	F
2. Report/Interview	<input checked="" type="radio"/> P	F	Retake	P	F	Retake	P	F
3. Multiple Targets	<input checked="" type="radio"/> P	F	Retake	P	F	Retake	P	F
4. Moving Right and Left	<input checked="" type="radio"/> P	F	Retake	P	F	Retake	P	F
5. CQB/Backaway	<input checked="" type="radio"/> P	F	Retake	P	F	Retake	P	F
6. Two Hand High Point w/Reload	<input checked="" type="radio"/> P	F	Retake	P	F	Retake	P	F
7. Ambidextrous One Hand	<input checked="" type="radio"/> P	F	Retake	P	F	Retake	P	F
8. Malfunction Drill	<input checked="" type="radio"/> P	F	Retake	P	F	Retake	P	F
9. Protective Cover w/Tactical Reload	<input checked="" type="radio"/> P	F	Retake	P	F	Retake	P	F
10. Long Range	<input checked="" type="radio"/> P	F	Retake	P	F	Retake	P	F
11. Long Range Prone	<input checked="" type="radio"/> P	F	Retake	P	F	Retake	P	F
12. Seated Cruiser	<input checked="" type="radio"/> P	F	Retake	P	F	Retake	P	F
13. Low Level Light	<input checked="" type="radio"/> P	F	Retake	P	F	Retake	P	F
14. Officer Needs Assistance	<input checked="" type="radio"/> P	F	Retake	P	F	Retake	P	F

### SHOTGUN: Remington 870 (Department Issue)

1. Snap Shooting	<input checked="" type="radio"/> P	F	Retake	P	F	Retake	P	F
2. Multiple Targets	<input checked="" type="radio"/> P	F	Retake	P	F	Retake	P	F
3. Shooting On The Move	<input checked="" type="radio"/> P	F	Retake	P	F	Retake	P	F
4. Long Range	<input checked="" type="radio"/> P	F	Retake	P	F	Retake	P	F
5. Protective Cover	<input checked="" type="radio"/> P	F	Retake	P	F	Retake	P	F
6. Low Level Light	<input checked="" type="radio"/> P	F	Retake	P	F	Retake	P	F

OFFICER: [REDACTED]

HANDGUN-

Make & Model: H&K P7m8

S/N: [REDACTED]

OFFICER'S SIGNATURE: [REDACTED]

INSTRUCTOR'S SIGNATURE: Burt # 29

PASS:  YES / NO  
 DUTY: YES

# Firearms Qualification

DATE: 2/22/04  
 TIME: 2230

QUALIFIER: YES

INSTRUCTORS: Morber 1

TEMPERATURE, WEATHER AND LIGHTING: 60° F cloudy moonlight  
 overcast still  
 foggy damp

## COURSE OF FIRE

### HANDGUN

1. Full Hip Position	<input checked="" type="checkbox"/> P	<input type="checkbox"/> F	Retake	<input type="checkbox"/> P	<input type="checkbox"/> F	Retake	<input type="checkbox"/> P	<input type="checkbox"/> F
2. Report/Interview	<input checked="" type="checkbox"/> P	<input type="checkbox"/> F	Retake	<input type="checkbox"/> P	<input type="checkbox"/> F	Retake	<input type="checkbox"/> P	<input type="checkbox"/> F
3. Multiple Targets	<input checked="" type="checkbox"/> P	<input type="checkbox"/> F	Retake	<input type="checkbox"/> P	<input type="checkbox"/> F	Retake	<input type="checkbox"/> P	<input type="checkbox"/> F
4. Moving Right and Left	<input checked="" type="checkbox"/> P	<input type="checkbox"/> F	Retake	<input type="checkbox"/> P	<input type="checkbox"/> F	Retake	<input type="checkbox"/> P	<input type="checkbox"/> F
5. CQB/Backaway	<input checked="" type="checkbox"/> P	<input type="checkbox"/> F	Retake	<input type="checkbox"/> P	<input type="checkbox"/> F	Retake	<input type="checkbox"/> P	<input type="checkbox"/> F
6. Two Hand High Point w/Reload	<input checked="" type="checkbox"/> P	<input type="checkbox"/> F	Retake	<input type="checkbox"/> P	<input type="checkbox"/> F	Retake	<input type="checkbox"/> P	<input type="checkbox"/> F
7. Ambidextrous One Hand	<input checked="" type="checkbox"/> P	<input type="checkbox"/> F	Retake	<input type="checkbox"/> P	<input type="checkbox"/> F	Retake	<input type="checkbox"/> P	<input type="checkbox"/> F
8. Malfunction Drill	<input checked="" type="checkbox"/> P	<input type="checkbox"/> F	Retake	<input type="checkbox"/> P	<input type="checkbox"/> F	Retake	<input type="checkbox"/> P	<input type="checkbox"/> F
9. Protective Cover w/Tactical Reload	<input checked="" type="checkbox"/> P	<input type="checkbox"/> F	Retake	<input type="checkbox"/> P	<input type="checkbox"/> F	Retake	<input type="checkbox"/> P	<input type="checkbox"/> F
10. Long Range	<input type="checkbox"/> P	<input checked="" type="checkbox"/> F	Retake	<input type="checkbox"/> P	<input checked="" type="checkbox"/> F	Retake	<input checked="" type="checkbox"/> P	<input type="checkbox"/> F
11. Long Range Prone	<input type="checkbox"/> P	<input checked="" type="checkbox"/> F	Retake	<input type="checkbox"/> P	<input checked="" type="checkbox"/> F	Retake	<input type="checkbox"/> P	<input type="checkbox"/> F
12. Seated Cruiser	<input checked="" type="checkbox"/> P	<input checked="" type="checkbox"/> F	Retake	<input checked="" type="checkbox"/> P	<input type="checkbox"/> F	Retake	<input type="checkbox"/> P	<input type="checkbox"/> F
13. Low Level Light	<input checked="" type="checkbox"/> P	<input type="checkbox"/> F	Retake	<input type="checkbox"/> P	<input type="checkbox"/> F	Retake	<input type="checkbox"/> P	<input type="checkbox"/> F
14. Officer Needs Assistance	<input checked="" type="checkbox"/> P	<input type="checkbox"/> F	Retake	<input type="checkbox"/> P	<input type="checkbox"/> F	Retake	<input type="checkbox"/> P	<input type="checkbox"/> F

16-61 seconds!

### SHOTGUN: Remington 870 (Department Issue)

1. Snap Shooting	<input checked="" type="checkbox"/> P	<input type="checkbox"/> F	Retake	<input type="checkbox"/> P	<input type="checkbox"/> F	Retake	<input type="checkbox"/> P	<input type="checkbox"/> F
2. Multiple Targets	<input checked="" type="checkbox"/> P	<input type="checkbox"/> F	Retake	<input type="checkbox"/> P	<input type="checkbox"/> F	Retake	<input type="checkbox"/> P	<input type="checkbox"/> F
3. Shooting On The Move	<input checked="" type="checkbox"/> P	<input type="checkbox"/> F	Retake	<input type="checkbox"/> P	<input type="checkbox"/> F	Retake	<input type="checkbox"/> P	<input type="checkbox"/> F
4. Long Range	<input checked="" type="checkbox"/> P	<input type="checkbox"/> F	Retake	<input type="checkbox"/> P	<input type="checkbox"/> F	Retake	<input type="checkbox"/> P	<input type="checkbox"/> F
5. Protective Cover	<input checked="" type="checkbox"/> P	<input type="checkbox"/> F	Retake	<input type="checkbox"/> P	<input type="checkbox"/> F	Retake	<input type="checkbox"/> P	<input type="checkbox"/> F
6. Low Level Light	<input checked="" type="checkbox"/> P	<input type="checkbox"/> F	Retake	<input type="checkbox"/> P	<input type="checkbox"/> F	Retake	<input type="checkbox"/> P	<input type="checkbox"/> F

OFFICER: [REDACTED]

HANDGUN-  
 Make & Model: HK P7 M8

S/N: [REDACTED]

PASS: YES / NO  
 DUTY: YES / NO

OFFICER'S SIGNATURE: [REDACTED]

INSTRUCTOR'S SIGNATURE: [Signature]

# Firearms Qualification 2003

DATE: 11/6/03  
 TIME: 0800

QUALIFIER: YES

INSTRUCTORS: Frashly / Brown

TEMPERATURE, WEATHER AND LIGHTING: Overcast 50°

## COURSE OF FIRE

### HANDGUN

1. Full Hip Position	<input checked="" type="radio"/> P	F	Retake	P	F	Retake	P	F
2. Report/Interview	<input checked="" type="radio"/> P	F	Retake	P	F	Retake	P	F
3. Multiple Targets	<input checked="" type="radio"/> P	F	Retake	P	F	Retake	P	F
4. Moving Right and Left	<input checked="" type="radio"/> P	F	Retake	P	F	Retake	P	F
5. CQB/Backaway	<input checked="" type="radio"/> P	F	Retake	P	F	Retake	P	F
6. Two Hand High Point w/Reload	<input checked="" type="radio"/> P	F	Retake	P	F	Retake	P	F
7. Ambidextrous One Hand	<input checked="" type="radio"/> P	F	Retake	P	F	Retake	P	F
8. Malfunction Drill	<input checked="" type="radio"/> P	F	Retake	P	F	Retake	P	F
9. Protective Cover w/Tactical Reload	<input checked="" type="radio"/> P	F	Retake	P	F	Retake	P	F
10. Long Range	<input checked="" type="radio"/> P	F	Retake	P	F	Retake	P	F
11. Long Range Prone	<input checked="" type="radio"/> P	F	Retake	P	F	Retake	P	F
12. Seated Cruiser	<input checked="" type="radio"/> P	F	Retake	P	F	Retake	P	F
13. Low Level Light	<input checked="" type="radio"/> P	F	Retake	P	F	Retake	P	F
14. Officer Needs Assistance	<input checked="" type="radio"/> P	F	Retake	P	F	Retake	P	F

### SHOTGUN: Remington 870 (Department Issue)

1. Snap Shooting	<input checked="" type="radio"/> P	F	Retake	P	F	Retake	P	F
2. Multiple Targets	<input checked="" type="radio"/> P	F	Retake	P	F	Retake	P	F
3. Shooting On The Move	<input checked="" type="radio"/> P	F	Retake	P	F	Retake	P	F
4. Long Range	<input checked="" type="radio"/> P	F	Retake	P	F	Retake	P	F
5. Protective Cover	<input checked="" type="radio"/> P	F	Retake	P	F	Retake	P	F
6. Low Level Light	<input checked="" type="radio"/> P	F	Retake	P	F	Retake	P	F

OFFICER: [REDACTED]

HANDGUN-

Make & Model: HK P7 M8

S/N: [REDACTED]

OFFICER'S SIGNATURE: [REDACTED]

INSTRUCTOR'S SIGNATURE: H. J. J. #21

PASS:  YES /  NO  
 DUTY:  YES /  NO

# FIREARMS TRAINING

DATE: 10/1/02  
 TIME: 1500

QUALIFIER? Y

INSTRUCTORS: Lt. Freshly

TEMPERATURE, WEATHER AND LIGHTING: 80° Clear

COURSE/TYPE OF TRAINING:

Tactical Weapons  
Colt M-16

1. Snap Shooting
2. Multiple Targets
3. CQB
4. Moving Right and Left
5. Malfunction Drill
6. Protective Cover
8. Medium Range
9. Long Range

(P)	F	Retake	P	F	Retake	P	F
(P)	F	Retake	P	F	Retake	P	F
(P)	F	Retake	P	F	Retake	P	F
(P)	F	Retake	P	F	Retake	P	F
(P)	F	Retake	P	F	Retake	P	F
(P)	F	Retake	P	F	Retake	P	F
(P)	F	Retake	P	F	Retake	P	F
(P)	F	Retake	P	F	Retake	P	F

HK MP5

1. Snap Shooting
2. Multiple Targets
3. CQB
4. Moving Right and Left
5. Malfunction Drill
6. Protective Cover
8. Medium Range
9. Long Range

(P)	F	Retake	P	F	Retake	P	F
(P)	F	Retake	P	F	Retake	P	F
(P)	F	Retake	P	F	Retake	P	F
(P)	F	Retake	P	F	Retake	P	F
(P)	F	Retake	P	F	Retake	P	F
(P)	F	Retake	P	F	Retake	P	F
(P)	F	Retake	P	F	Retake	P	F
(P)	F	Retake	P	F	Retake	P	F

OFFICER: [REDACTED]

PASS: (Y) N  
 DUTY: Y (N)

OFFICER'S SIGNATURE: [REDACTED]

INSTRUCTOR'S SIGNATURE: Lt. J. J. #20

# Firearms Qualification

DATE: 10/11/02  
 TIME: 1400

QUALIFIER: YES

INSTRUCTORS: Lt. Freshly / Sgt. Kenin

TEMPERATURE, WEATHER AND LIGHTING: 80° Clear

## COURSE OF FIRE

### HANDGUN

1. Full Hip Position	<input checked="" type="checkbox"/>	F	Retake	P	F	Retake	P	F
2. Ambidextrous One Hand	<input checked="" type="checkbox"/>	F	Retake	P	F	Retake	P	F
3. Report/Interview	<input checked="" type="checkbox"/>	F	Retake	P	F	Retake	P	F
4. Two Hand High Point w/Reload	<input checked="" type="checkbox"/>	F	Retake	P	F	Retake	P	F
5. Multiple Targets	<input checked="" type="checkbox"/>	F	Retake	P	F	Retake	P	F
6. Moving Right and Left	<input checked="" type="checkbox"/>	F	Retake	P	F	Retake	P	F
7. Malfunction Drill	<input checked="" type="checkbox"/>	F	Retake	P	F	Retake	P	F
8. Protective Cover w/Tactical Reload	<input checked="" type="checkbox"/>	F	Retake	P	F	Retake	P	F
9. CQB/Backaway	<input checked="" type="checkbox"/>	F	Retake	P	F	Retake	P	F
10. Long Range Prone	<input checked="" type="checkbox"/>	F	Retake	<input checked="" type="checkbox"/>	F	Retake	P	F
11. Long Range	<input checked="" type="checkbox"/>	F	Retake	P	F	Retake	P	F
12. Seated Cruiser	<input checked="" type="checkbox"/>	F	Retake	P	F	Retake	P	F
13. Low Level Light	<input checked="" type="checkbox"/>	F	Retake	P	F	Retake	P	F
14. Shoot/Don't Shoot	<input checked="" type="checkbox"/>	F	Retake	P	F	Retake	P	F

### SHOTGUN: Remington 870 (Department Issue)

1. Snap Shooting	<input checked="" type="checkbox"/>	F	Retake	P	F	Retake	P	F
2. Multiple Targets	<input checked="" type="checkbox"/>	F	Retake	P	F	Retake	P	F
3. Shooting On The Move	<input checked="" type="checkbox"/>	F	Retake	P	F	Retake	P	F
4. Long Range	<input checked="" type="checkbox"/>	F	Retake	P	F	Retake	P	F
5. Protective Cover	<input checked="" type="checkbox"/>	F	Retake	P	F	Retake	P	F
6. Low Level Light	<input checked="" type="checkbox"/>	F	Retake	P	F	Retake	P	F

OFFICER: [REDACTED]

HANDGUN: [REDACTED]

Make & Model: AX P7mP

S/N: [REDACTED]

PASS: YES / NO  
 DUTY: YES / NO

OFFICER'S SIGNATURE: [REDACTED]

INSTRUCTOR'S SIGNATURE: [Signature]



# Firearms Qualification

DATE: 10/23/01  
 TIME: 1600

QUALIFIER: YES

INSTRUCTORS: Sgt White 1 Sgt Sunkin

TEMPERATURE, WEATHER AND LIGHTING: 60's Cloudy + Rain

## COURSE OF FIRE

### HANDGUN

1. Full Hip Position	<input checked="" type="radio"/> P	<input type="radio"/> F	Retake	<input type="radio"/> P	<input type="radio"/> F	Retake	<input type="radio"/> P	<input type="radio"/> F
2. Ambidextrous One Hand	<input checked="" type="radio"/> P	<input type="radio"/> F	Retake	<input type="radio"/> P	<input type="radio"/> F	Retake	<input type="radio"/> P	<input type="radio"/> F
3. Report/Interview	<input checked="" type="radio"/> P	<input type="radio"/> F	Retake	<input type="radio"/> P	<input type="radio"/> F	Retake	<input type="radio"/> P	<input type="radio"/> F
4. Two Hand High Point w/Reload	<input checked="" type="radio"/> P	<input type="radio"/> F	Retake	<input type="radio"/> P	<input type="radio"/> F	Retake	<input type="radio"/> P	<input type="radio"/> F
5. Multiple Targets	<input checked="" type="radio"/> P	<input type="radio"/> F	Retake	<input type="radio"/> P	<input type="radio"/> F	Retake	<input type="radio"/> P	<input type="radio"/> F
6. Moving Right and Left	<input checked="" type="radio"/> P	<input type="radio"/> F	Retake	<input type="radio"/> P	<input type="radio"/> F	Retake	<input type="radio"/> P	<input type="radio"/> F
7. Malfunction Drill	<input checked="" type="radio"/> P	<input type="radio"/> F	Retake	<input type="radio"/> P	<input type="radio"/> F	Retake	<input type="radio"/> P	<input type="radio"/> F
8. Protective Cover w/Tactical Reload	<input checked="" type="radio"/> P	<input type="radio"/> F	Retake	<input type="radio"/> P	<input type="radio"/> F	Retake	<input type="radio"/> P	<input type="radio"/> F
9. CQB/Backaway	<input checked="" type="radio"/> P	<input type="radio"/> F	Retake	<input type="radio"/> P	<input type="radio"/> F	Retake	<input type="radio"/> P	<input type="radio"/> F
10. Long Range Prone	<input checked="" type="radio"/> P	<input type="radio"/> F	Retake	<input type="radio"/> P	<input type="radio"/> F	Retake	<input type="radio"/> P	<input type="radio"/> F
11. Long Range	<input checked="" type="radio"/> P	<input type="radio"/> F	Retake	<input type="radio"/> P	<input type="radio"/> F	Retake	<input type="radio"/> P	<input type="radio"/> F
12. Seated Cruiser	<input checked="" type="radio"/> P	<input type="radio"/> F	Retake	<input type="radio"/> P	<input type="radio"/> F	Retake	<input type="radio"/> P	<input type="radio"/> F
13. Low Level Light	<input checked="" type="radio"/> P	<input type="radio"/> F	Retake	<input type="radio"/> P	<input type="radio"/> F	Retake	<input type="radio"/> P	<input type="radio"/> F
14. Shoot/Don't Shoot	<input checked="" type="radio"/> P	<input type="radio"/> F	Retake	<input type="radio"/> P	<input type="radio"/> F	Retake	<input type="radio"/> P	<input type="radio"/> F

### SHOTGUN: Remington 870 (Department Issue)

1. Snap Shooting	<input checked="" type="radio"/> P	<input type="radio"/> F	Retake	<input type="radio"/> P	<input type="radio"/> F	Retake	<input type="radio"/> P	<input type="radio"/> F
2. Multiple Targets	<input checked="" type="radio"/> P	<input type="radio"/> F	Retake	<input type="radio"/> P	<input type="radio"/> F	Retake	<input type="radio"/> P	<input type="radio"/> F
3. Shooting On The Move	<input checked="" type="radio"/> P	<input type="radio"/> F	Retake	<input type="radio"/> P	<input type="radio"/> F	Retake	<input type="radio"/> P	<input type="radio"/> F
4. Long Range	<input checked="" type="radio"/> P	<input type="radio"/> F	Retake	<input type="radio"/> P	<input type="radio"/> F	Retake	<input type="radio"/> P	<input type="radio"/> F
5. Protective Cover	<input checked="" type="radio"/> P	<input type="radio"/> F	Retake	<input type="radio"/> P	<input type="radio"/> F	Retake	<input type="radio"/> P	<input type="radio"/> F
6. Low Level Light	<input checked="" type="radio"/> P	<input type="radio"/> F	Retake	<input type="radio"/> P	<input type="radio"/> F	Retake	<input type="radio"/> P	<input type="radio"/> F

OFFICER: [REDACTED]  
 HANDGUN-  
 Make & Model: HK P7M8  
 S/N: [REDACTED]

PASS:  YES / NO  
 DUTY:  YES / NO

OFFICER'S SIGNATURE: [REDACTED]

INSTRUCTOR'S SIGNATURE: [Signature]

# Tactical Weapons Qualification

DATE: 09-17-01

TIME: 0800-1600

INSTRUCTORS: Freshly

TEMPERATURE, WEATHER AND LIGHTING: Sunny 70 degrees

COURSE/TYPE OF TRAINING:

Tactical Weapons  
Colt M-16

1. Snap Shooting	(P)	F	Retake	P	F	Retake	P	F
2. Multiple Targets	(P)	F	Retake	P	F	Retake	P	F
3. CQB	(P)	F	Retake	P	F	Retake	P	F
4. Moving Right and Left	(P)	F	Retake	P	F	Retake	P	F
5. Malfunction Drill	(P)	F	Retake	P	F	Retake	P	F
6. Protective Cover	(P)	F	Retake	P	F	Retake	P	F
7. Low Level Light	(P)	F	Retake	P	F	Retake	P	F
8. Medium Range	(P)	F	Retake	P	F	Retake	P	F
9. Long Range	(P)	F	Retake	P	F	Retake	P	F

HK MP5

1. Snap Shooting	(P)	F	Retake	P	F	Retake	P	F
2. Multiple Targets	(P)	F	Retake	P	F	Retake	P	F
3. CQB	(P)	F	Retake	P	F	Retake	P	F
4. Moving Right and Left	(P)	F	Retake	P	F	Retake	P	F
5. Malfunction Drill	(P)	F	Retake	P	F	Retake	P	F
6. Protective Cover	(P)	F	Retake	P	F	Retake	P	F
7. Low Level Light	(P)	F	Retake	P	F	Retake	P	F
8. Medium Range	(P)	F	Retake	P	F	Retake	P	F
9. Long Range	(P)	F	Retake	P	F	Retake	P	F

OFFICER: [Redacted]

PASS: (V) N

OFFICER'S SIGNATURE: [Redacted]

INSTRUCTOR'S SIGNATURE: Lt. J. J. #24

# Firearms Qualification

DATE: 10/10/00  
 TIME: 1400

QUALIFIER: YES

INSTRUCTORS: Sgt Surkin 1 Sgt Marhee

TEMPERATURE, WEATHER AND LIGHTING: 60° Clear

## COURSE OF FIRE

### HANDGUN

1. Full Hip Position	<input checked="" type="radio"/> P	<input type="radio"/> F	Retake	<input type="radio"/> P	<input type="radio"/> F	Retake	<input type="radio"/> P	<input type="radio"/> F
2. Ambidextrous One Hand	<input checked="" type="radio"/> P	<input type="radio"/> F	Retake	<input type="radio"/> P	<input type="radio"/> F	Retake	<input type="radio"/> P	<input type="radio"/> F
3. Report/Interview	<input checked="" type="radio"/> P	<input type="radio"/> F	Retake	<input type="radio"/> P	<input type="radio"/> F	Retake	<input type="radio"/> P	<input type="radio"/> F
4. Two Hand High Point w/Reload	<input checked="" type="radio"/> P	<input type="radio"/> F	Retake	<input type="radio"/> P	<input type="radio"/> F	Retake	<input type="radio"/> P	<input type="radio"/> F
5. Multiple Targets	<input checked="" type="radio"/> P	<input type="radio"/> F	Retake	<input type="radio"/> P	<input type="radio"/> F	Retake	<input type="radio"/> P	<input type="radio"/> F
6. Moving Right and Left	<input checked="" type="radio"/> P	<input type="radio"/> F	Retake	<input type="radio"/> P	<input type="radio"/> F	Retake	<input type="radio"/> P	<input type="radio"/> F
7. Malfunction Drill	<input checked="" type="radio"/> P	<input type="radio"/> F	Retake	<input type="radio"/> P	<input type="radio"/> F	Retake	<input type="radio"/> P	<input type="radio"/> F
8. Protective Cover w/Tactical Reload	<input checked="" type="radio"/> P	<input type="radio"/> F	Retake	<input type="radio"/> P	<input type="radio"/> F	Retake	<input type="radio"/> P	<input type="radio"/> F
9. CQB/Backaway	<input checked="" type="radio"/> P	<input type="radio"/> F	Retake	<input type="radio"/> P	<input type="radio"/> F	Retake	<input type="radio"/> P	<input type="radio"/> F
10. Long Range Prone	<input type="radio"/> P	<input checked="" type="radio"/> F	Retake	<input type="radio"/> P	<input type="radio"/> F	Retake	<input type="radio"/> P	<input type="radio"/> F
11. Long Range	<input checked="" type="radio"/> P	<input type="radio"/> F	Retake	<input checked="" type="radio"/> P	<input type="radio"/> F	Retake	<input type="radio"/> P	<input type="radio"/> F
12. Seated Cruiser	<input checked="" type="radio"/> P	<input type="radio"/> F	Retake	<input type="radio"/> P	<input type="radio"/> F	Retake	<input type="radio"/> P	<input type="radio"/> F
13. Low Level Light	<input checked="" type="radio"/> P	<input type="radio"/> F	Retake	<input type="radio"/> P	<input type="radio"/> F	Retake	<input type="radio"/> P	<input type="radio"/> F
14. Shoot/Don't Shoot	<input checked="" type="radio"/> P	<input type="radio"/> F	Retake	<input type="radio"/> P	<input type="radio"/> F	Retake	<input type="radio"/> P	<input type="radio"/> F

### SHOTGUN: Remington 870 (Department Issue)

1. Snap Shooting	<input checked="" type="radio"/> P	<input type="radio"/> F	Retake	<input type="radio"/> P	<input type="radio"/> F	Retake	<input type="radio"/> P	<input type="radio"/> F
2. Multiple Targets	<input checked="" type="radio"/> P	<input type="radio"/> F	Retake	<input type="radio"/> P	<input type="radio"/> F	Retake	<input type="radio"/> P	<input type="radio"/> F
3. Shooting On The Move	<input checked="" type="radio"/> P	<input type="radio"/> F	Retake	<input type="radio"/> P	<input type="radio"/> F	Retake	<input type="radio"/> P	<input type="radio"/> F
4. Long Range	<input checked="" type="radio"/> P	<input type="radio"/> F	Retake	<input type="radio"/> P	<input type="radio"/> F	Retake	<input type="radio"/> P	<input type="radio"/> F
5. Protective Cover	<input checked="" type="radio"/> P	<input type="radio"/> F	Retake	<input type="radio"/> P	<input type="radio"/> F	Retake	<input type="radio"/> P	<input type="radio"/> F
6. Low Level Light	<input checked="" type="radio"/> P	<input type="radio"/> F	Retake	<input type="radio"/> P	<input type="radio"/> F	Retake	<input type="radio"/> P	<input type="radio"/> F

OFFICER: [REDACTED]

HANDGUN-

Make & Model: P-7 M8

S/N: [REDACTED]

PASS:  YES /  NO  
 DUTY:  YES /  NO

OFFICER'S SIGNATURE: [REDACTED]

INSTRUCTOR'S SIGNATURE: [Signature]

# FIREARMS TRAINING

DATE: 10/9/00  
 TIME: 0800-1600

QUALIFIER? Y

INSTRUCTORS: Freshly

TEMPERATURE, WEATHER AND LIGHTING: Overcast 35°

COURSE/TYPE OF TRAINING:

Tactical Weapons  
Colt M-16

1. Snap Shooting
2. Multiple Targets
3. CQB
4. Moving Right and Left
5. Malfunction Drill
6. Protective Cover
8. Medium Range
9. Long Range

<input checked="" type="radio"/>	F	Retake	P	F	Retake	P	F
<input checked="" type="radio"/>	F	Retake	P	F	Retake	P	F
<input checked="" type="radio"/>	F	Retake	P	F	Retake	P	F
<input checked="" type="radio"/>	F	Retake	P	F	Retake	P	F
<input checked="" type="radio"/>	F	Retake	P	F	Retake	P	F
<input checked="" type="radio"/>	F	Retake	P	F	Retake	P	F
<input checked="" type="radio"/>	F	Retake	P	F	Retake	P	F

HK MP5

1. Snap Shooting
2. Multiple Targets
3. CQB
4. Moving Right and Left
5. Malfunction Drill
6. Protective Cover
8. Medium Range
9. Long Range

<input checked="" type="radio"/>	F	Retake	P	F	Retake	P	F
<input checked="" type="radio"/>	F	Retake	P	F	Retake	P	F
<input checked="" type="radio"/>	F	Retake	P	F	Retake	P	F
<input checked="" type="radio"/>	F	Retake	P	F	Retake	P	F
<input checked="" type="radio"/>	F	Retake	P	F	Retake	P	F
<input checked="" type="radio"/>	F	Retake	P	F	Retake	P	F
<input checked="" type="radio"/>	F	Retake	P	F	Retake	P	F

OFFICER: 

PASS:  N  
 DUTY:  N

OFFICER'S SIGNATURE: 

INSTRUCTOR'S SIGNATURE: Lt. J. Hoff #24

# FIREARMS TRAINING

DATE: 10/18/99  
TIME: 0800-1600

QUALIFIER? Y

INSTRUCTORS: Freshly /

TEMPERATURE, WEATHER AND LIGHTING: 55° Sunny

COURSE/TYPE OF TRAINING:

## Tactical Weapons Colt M-16

- 1. Snap Shooting
- 2. Multiple Targets
- 3. CQB
- 4. Moving Right and Left
- 5. Malfunction Drill
- 6. Protective Cover
- 8. Medium Range
- 9. Long Range

<input checked="" type="radio"/>	F	Retake	P	F	Retake	P	F
<input checked="" type="radio"/>	F	Retake	P	F	Retake	P	F
<input checked="" type="radio"/>	F	Retake	P	F	Retake	P	F
<input checked="" type="radio"/>	F	Retake	P	F	Retake	P	F
<input checked="" type="radio"/>	F	Retake	P	F	Retake	P	F
<input checked="" type="radio"/>	F	Retake	P	F	Retake	P	F
<input checked="" type="radio"/>	F	Retake	P	F	Retake	P	F
<input checked="" type="radio"/>	F	Retake	P	F	Retake	P	F

## HK MP5

- 1. Snap Shooting
- 2. Multiple Targets
- 3. CQB
- 4. Moving Right and Left
- 5. Malfunction Drill
- 6. Protective Cover
- 8. Medium Range
- 9. Long Range

<input checked="" type="radio"/>	F	Retake	P	F	Retake	P	F
<input checked="" type="radio"/>	F	Retake	P	F	Retake	P	F
<input checked="" type="radio"/>	F	Retake	P	F	Retake	P	F
<input checked="" type="radio"/>	F	Retake	P	F	Retake	P	F
<input checked="" type="radio"/>	F	Retake	P	F	Retake	P	F
<input checked="" type="radio"/>	F	Retake	P	F	Retake	P	F
<input checked="" type="radio"/>	F	Retake	P	F	Retake	P	F
<input checked="" type="radio"/>	F	Retake	P	F	Retake	P	F

OFFICER: 

PASS:  Y  N  
DUTY:  Y  N

OFFICER'S SIGNATURE 

INSTRUCTOR'S SIGNATURE: A. J. Jlg #29

# FIREARMS TRAINING

DATE: 9-27-99  
 TIME: 1400

QUALIFIER? Y

INSTRUCTORS: INGRAM, BROWN

TEMPERATURE, WEATHER AND LIGHTING: \_\_\_\_\_

COURSE/TYPE OF TRAINING: 70° RAIN/SUN

* 1. Full Hip Position	<input checked="" type="radio"/> P	F	Retake	P	F	Retake	P	F
* 2. Ambidextrous One Hand	<input checked="" type="radio"/> P	F	Retake	P	F	Retake	P	F
* 3. Report/Interview	<input checked="" type="radio"/> P	F	Retake	P	F	Retake	P	F
* 4. Two Hand High Point w/Reload	<input checked="" type="radio"/> P	F	Retake	P	F	Retake	P	F
5. Multiple Targets	P	F	Retake	P	F	Retake	P	F
6. Moving Right and Left	P	F	Retake	P	F	Retake	P	F
7. Malfunction Drill	P	F	Retake	P	F	Retake	P	F
8. Protective Cover w/Tactical Reload	P	F	Retake	P	F	Retake	P	F
9. CQB/Backaway	P	F	Retake	P	F	Retake	P	F
10. Long Range Prone	P	F	Retake	P	F	Retake	P	F
11. Long Range	P	F	Retake	P	F	Retake	P	F
* 12. Seated Cruiser	P	F	Retake	P	F	Retake	P	F
* 13. Low Level Light	<input checked="" type="radio"/> P	F	Retake	P	F	Retake	<input checked="" type="radio"/> P	F
14. Shoot/Don't Shoot	<input checked="" type="radio"/> P	F	Retake	P	F	Retake	P	F
	P	F	Retake	P	F	Retake	P	F

## SHOTGUN

* 1. Snap Shooting	<input checked="" type="radio"/> P	F	Retake	P	F	Retake	P	F
* 2. Multiple Targets	<input checked="" type="radio"/> P	F	Retake	P	F	Retake	P	F
* 3. Shooting On The Move	<input checked="" type="radio"/> P	F	Retake	P	F	Retake	P	F
* 4. Long Range	<input checked="" type="radio"/> P	F	Retake	P	F	Retake	P	F
* 5. Protective Cover	<input checked="" type="radio"/> P	F	Retake	P	F	Retake	P	F
* 6. Low Level Light	<input checked="" type="radio"/> P	F	Retake	P	F	Retake	P	F

OFFICER: \_\_\_\_\_  
 WEAPON: make HK  
 model P7MB  
 serial # \_\_\_\_\_

PASS:  N  
 DUTY:  N

OFFICER'S SIGNATURE: \_\_\_\_\_

INSTRUCTOR'S SIGNATURE: [Signature]

# FIREARMS TRAINING

DATE: 4-20-99  
 TIME: 1400

QUALIFIER?

INSTRUCTORS: BABCOCK 1 WHITE 1

TEMPERATURE, WEATHER AND LIGHTING: 50° PARTLY CLOUDY

COURSE/TYPE OF TRAINING:

1. Full Hip Position	P	F	Retake	P	F	Retake	P	F
2. Ambidextrous One Hand	P	F	Retake	P	F	Retake	P	F
3. Report/Interview	P	F	Retake	P	F	Retake	P	F
4. Two Hand High Point w/Reload	P	F	Retake	P	F	Retake	P	F
* 5. Multiple Targets	P	F	Retake	P	F	Retake	P	F
* 6. Moving Right and Left	P	F	Retake	P	F	Retake	P	F
7. Malfunction Drill	P	F	Retake	P	F	Retake	P	F
* 8. Protective Cover w/Tactical Reload	P	F	Retake	P	F	Retake	P	F
* 9. CQB/Backaway	P	F	Retake	P	F	Retake	P	F
* 10. Long Range Prone	P	F	Retake	P	F	Retake	P	F
* 11. Long Range	P	F	Retake	P	F	Retake	P	F
12. Seated Cruiser	P	F	Retake	P	F	Retake	P	F
* 14. Shoot/Don't Shoot	P	F	Retake	P	F	Retake	P	F

SHOTGUN

1. Snap Shooting	P	F	Retake	P	F	Retake	P	F
2. Multiple Targets	P	F	Retake	P	F	Retake	P	F
3. Shooting On The Move	P	F	Retake	P	F	Retake	P	F
4. Long Range	P	F	Retake	P	F	Retake	P	F
5. Protective Cover	P	F	Retake	P	F	Retake	P	F

OFFICER: [REDACTED]  
 WEAPON: make HK  
 model P7 M8  
 serial # [REDACTED]

PASS:  N  
 DUTY:  N

OFFICER'S SIGNATURE: [REDACTED]

INSTRUCTOR'S SIGNATURE: PTL. Duke Babcock

# FIREARMS TRAINING

QUALIFIER? Y

DATE: 2-10-99  
TIME: 0930

INSTRUCTORS: ADA18 /

TEMPERATURE, WEATHER AND LIGHTING: Training conducted at the Deer Hunter's indoor range. Lighting will be controlled by instructors

## COURSE/TYPE OF TRAINING:

Officers will be taught the proper execution of "slicing the pie" and the "drop out" technique for searching and engaging threats inside of a structure. Officers will perform the techniques from the right and left sides, both close in and at a distance from their cover. Use of cover will be stressed. Officers will perform these in a lighted and low light, realistic type setting. Proper use of the flashlight will be utilized in the low light situation.

Officers will then fire the department's low level light courses for the yearly firearms qualification

### HANDGUN

13. Low Level Light       P   F   Retake   P   F   Retake   P   F

### SHOTGUN

6. Low Level Light       P   F   Retake   P   F   Retake   P   F

OFFICER: [REDACTED]  
WEAPON: make H-12  
          model P2-MB  
          serial # \_\_\_\_\_

PASS:  Y   N  
DUTY:  Y

OFFICER'S SIGNATURE: \_\_\_\_\_  
INSTRUCTOR'S SIGNATURE: Pam Adams



# FIREARMS TRAINING

DATE: 10-22-96  
 TIME: 1000

QUALIFIER? Y

INSTRUCTORS: Burt

TEMPERATURE, WEATHER AND LIGHTING: 50° Cloudy & Rain

COURSE/TYPE OF TRAINING:

1. Full Hip Position	<input type="radio"/>	F	Retake	P	F	Retake	P	F
2. Ambidextrous One Hand	<input type="radio"/>	F	Retake	P	F	Retake	P	F
3. Report/Interview	<input type="radio"/>	F	Retake	P	F	Retake	P	F
4. Two Hand High Point w/Reload	<input type="radio"/>	F	Retake	P	F	Retake	P	F
5. Multiple Targets	<input type="radio"/>	F	Retake	P	F	Retake	P	F
6. Moving Right and Left	<input type="radio"/>	F	Retake	P	F	Retake	P	F
7. Malfunction Drill	<input type="radio"/>	F	Retake	P	F	Retake	P	F
8. Protective Cover w/Tactical Reload	<input type="radio"/>	F	Retake	P	F	Retake	P	F
9. CQB/Backaway	<input type="radio"/>	F	Retake	P	F	Retake	P	F
10. Long Range Prone	<input type="radio"/>	F	Retake	P	F	Retake	P	F
11. Long Range	<input type="radio"/>	F	Retake	P	F	Retake	P	F
12. Seated Cruiser	<input type="radio"/>	F	Retake	P	F	Retake	P	F
14. Shoot/Don't Shoot	<input type="radio"/>	F	Retake	P	F	Retake	P	F

SHOTGUN

1. Snap Shooting	<input type="radio"/>	F	Retake	P	F	Retake	P	F
2. Multiple Targets	<input type="radio"/>	F	Retake	P	F	Retake	P	F
3. Shooting On The Move	<input type="radio"/>	F	Retake	P	F	Retake	P	F
4. Long Range	<input type="radio"/>	F	Retake	P	F	Retake	P	F
5. Protective Cover	<input type="radio"/>	F	Retake	P	F	Retake	P	F

OFFICER: [REDACTED]  
 WEAPON: make HK M8  
model P-7  
serial # [REDACTED]

PASS:  Y  N  
 DUTY:  Y  N

OFFICER'S SIGNATURE: [REDACTED]  
 INSTRUCTOR'S SIGNATURE: Burt

# FIREARMS TRAINING

QUALIFIER? Y

DATE: Sep 14, 1998

TIME: 0800-1600

INSTRUCTORS: Freshly / /

TEMPERATURE, WEATHER AND LIGHTING: Sunny 80 degrees

COURSE/TYPE OF TRAINING:

Officer received 8 hours of transition training to the HK P7M8 pistol. Officers successfully fired the following drills: one ,two and three shots from the ready position, multiple targets, shooting while moving, one hand shooting, shooting from behind cover, marksmanship drills, 25 yard shooting and reloading drills

OFFICER: [REDACTED]  
WEAPON: make Heckler & Koch  
model P7M8  
serial # [REDACTED]

PASS:  Y N  
DUTY:  Y N

OFFICER'S SIGNATURE [REDACTED]

INSTRUCTOR'S SIGNATURE: Lt. J. J. #21

# Firearms Qualification

DATE: 5/19/10  
TIME: 0035

QUALIFIER: YES

INSTRUCTORS: Coburn /

TEMPERATURE, WEATHER AND LIGHTING: \_\_\_\_\_

## COURSE OF FIRE

### Police Rifle / Carbine / Tactical Rifle

1. Snap Shooting	<u>P</u> <u>F</u>
2. Multiple Targets	<u>P</u> <u>F</u>
3. CQB	<u>P</u> <u>F</u>
4. Moving Right and Left	<u>P</u> <u>F</u>
5. Malfunction Drill	<u>P</u> <u>F</u>
6. Protective Cover	<u>P</u> <u>F</u>
8. Medium Range	<u>P</u> <u>F</u>
9. Long Range	<u>P</u> <u>F</u>

(Note- Full-Auto Portions of the qualification performed with a city issued M16)

OFFICER: \_\_\_\_\_

Rifle/Carbine-  
Make & Model: FN M-16 AR

S/N: \_\_\_\_\_

PASS: YES / NO  
DUTY: YES / NO

OFFICER'S SIGNATURE \_\_\_\_\_

INSTRUCTOR'S SIGNATURE: PH. S. Coburn #9

# **Firearms Training**



# Barberton Police Department Firearms Training

Firearms Training Module # 5,6,7

I successfully completed the above stated objectives for this training:

X [REDACTED]  
(Officer/Badge Number)

The officer who signed above successfully completed the stated objectives for this training.

X [Signature] #25  
(Firearms Instructor)

Date: 8/17/22 Time: 0950

Weather Conditions: ~70° ; Sunny



# Barberton Police Department Firearms Training

Firearms Training Module # 1, 2, 3

I successfully completed the above stated objectives for this training:

X

\_\_\_\_\_  
(Officer/Badge Number)

The officer who signed above successfully completed the stated objectives for this training.

X

Det. A Memmer 51  
(Firearms Instructor)

Date:

4/14/22

Time:

1319

Weather Conditions:

54° Sunny



# Barberton Police Department Firearms Training

(Circle)

Firearms Training Module 1 2 3 PRQ 5 6 7 8 H/S Q 10 11 12

I successfully completed the above stated objectives for this training:

X [Redacted] Unit # [Redacted]  
(Officer/Badge Number)

The officer who signed above successfully completed the stated objectives for this training.

X [Signature] #40  
(Firearms Instructor)

Date: 2 12 20 21 Time: 11:15 :  HRS.

(Circle)

Weather Conditions: Partly Sunny Cloudy Rain Snow Wind Temperature: 39 °





# Barberton Police Department Firearms Training


(Circle)

Firearms Training Module 1 2 **3** PRQ 5 6 7 8 H/S Q 10 11 12

I successfully completed the above stated objectives for this training:

X  Unit #   
(Officer/Badge Number)

The officer who signed above successfully completed the stated objectives for this training.

X   
(Firearms Instructor)

Date: 3 / 20 ~~19~~ 20 Time: 1005: HRS.

(Circle)

Weather Conditions: Partly Sunny Cloudy Rain Snow Wind Temperature: 66°\*





# Barberton Police Department Firearms Training

(Circle)

Firearms Training Module 1 2 3 PRQ 5 6 7 8 H/S Q 10 11 12

I successfully completed the above stated objectives for this training:

X [Redacted] Unit # [Redacted]  
(Officer/Badge Number)

The officer who signed above successfully completed the stated objectives for this training.

X Det. [Signature] #25  
(Firearms Instructor)

Date: 2/21/20 Time: 0930 : \_\_\_\_\_ HRS.

(Circle)

Weather Conditions: Partly Sunny Cloudy Rain Snow Wind Temperature: 24



# Barberton Police Department Firearms Training

(Circle)

Firearms Training Module 1 2 3 PRQ 5 6 7 8 H/S Q 10 11 12

I successfully completed the above stated objectives for this training:

X [REDACTED] Unit # [REDACTED]  
(Officer/Badge Number)

The officer who signed above successfully completed the stated objectives for this training.

X *A. P. H. [Signature]*  
(Firearms Instructor)

Date: 10/25/19 Time: 1045 : \_\_\_\_\_ HRS.

(Circle)

Weather Conditions: Partly Sunny Cloudy Rain Snow Wind Temperature: 50°\*



# Barberton Police Department Firearms Training

Firearms Training Module # 2

I successfully completed the above stated objectives for this training:

X [REDACTED]  
(Officer/Badge Number)

The officer who signed above successfully completed the stated objectives for this training.

X LT. James R. D. #10  
(Firearms Instructor)

Date: 2-27-19

Time: 1125

Weather Conditions: 30°/ Cloudy




# Barberton Police Department Firearms Training

Firearms Training Module # 1

I successfully completed the above stated objectives for this training:

X



\_\_\_\_\_  
(Officer/Badge Number)

The officer who signed above successfully completed the stated objectives for this training.

X

*Lt. James R. D. #10*  
\_\_\_\_\_  
(Firearms Instructor)

Date: 2-27-19

Time: 1115

Weather Conditions: 30° / cloudy



# Barberton Police Department Firearms Training

## Firearms Training Module #8

I successfully completed the above stated objectives for this training:

X

\_\_\_\_\_  
(Officer/Badge Number)

The officer who signed above successfully completed the stated objectives for this training.

X

\_\_\_\_\_  
(Firearms Instructor)

Date:

8/26/18

Time:

11:30

Weather Conditions:

75° Clear



# Barberton Police Department Firearms Training

Firearms Training Modules: # 5, #6, & #7

I successfully completed the above stated objectives for this training:

X

(Officer/Badge Number)

The officer who signed above successfully completed the stated objectives for this training.

X

(Firearms Instructor)

Date:

7/4/16

Time:

1045

Weather Conditions:

85° Clear



# Barberton Police Department Firearms Training

Firearms Training Module #

3

I successfully completed the above stated objectives for this training:

X



(Officer/Badge Number)

The officer who signed above successfully completed the stated objectives for this training.

X

A handwritten signature in black ink, appearing to be "S. J. #1".

(Firearms Instructor)

Date:

4/7/18

Time:

1325

Weather Conditions:

30's Clear



# Barberton Police Department Firearms Training

Firearms Training Module # 2

I successfully completed the above stated objectives for this training:

X [REDACTED]  
(Officer/Badge Number)

The officer who signed above successfully completed the stated objectives for this training.

X [Signature]  
(Firearms Instructor)

Date: 3/4/18 Time: 1010

Weather Conditions: 31° Clear





# Barberton Police Department Firearms Training

Firearms Training Module # 1

I successfully completed the above stated objectives for this training:

X [REDACTED]  
(Officer/Badge Number)

The officer who signed above successfully completed the stated objectives for this training.

X [Signature]  
(Firearms Instructor)

Date: 3/4/18 Time: 1000

Weather Conditions: 31° Clear



# Barberton Police Department Firearms Training

Firearms Training Module # 12

I successfully completed the above stated objectives for this training:

X [REDACTED]  
(Officer/Badge Number)

The officer who signed above successfully completed the stated objectives for this training.

X Sgt M. Hauer #34  
(Firearms Instructor)

Date: 12-10-17 Time: 0915

Weather Conditions: Cold



# Barberton Police Department Firearms Training

Firearms Training Module # 11

I successfully completed the above stated objectives for this training:

X



\_\_\_\_\_  
(Officer/Badge Number)

The officer who signed above successfully completed the stated objectives for this training.

X

Det. R. Johnson #3

\_\_\_\_\_  
(Firearms Instructor)

Date: 11-19-17

Time: 1015

Weather Conditions: 38° Light Rain



# Barberton Police Department Firearms Training

Firearms Training Module # 10

I successfully completed the above stated objectives for this training:

X [REDACTED] 5145205  
(Officer/Badge Number)

The officer who signed above successfully completed the stated objectives for this training.

X LT. James R. R. #610  
(Firearms Instructor)

Date: 10-20-17

Time: 1107

Weather Conditions: 70° Sunny



# Barberton Police Department Firearms Training

Firearms Training Module # 8

I successfully completed the above stated objectives for this training:

X [Redacted] [Redacted] [Redacted]  
(Officer/Badge Number)

The officer who signed above successfully completed the stated objectives for this training.

X Pr. A. Johnson #3  
(Firearms Instructor)

Date: 8/6/17 Time: 0935

Weather Conditions: 62° Cloudy



# Barberton Police Department Firearms Training

Firearms Training Module # 7

I successfully completed the above stated objectives for this training:

X [REDACTED]  
(Officer/Badge Number)

The officer who signed above successfully completed the stated objectives for this training.

X Pvt. A. Gaborak #3  
(Firearms Instructor)

Date: 7-14-17 Time: 0825

Weather Conditions: 78° Humid + Cloudy



# Barberton Police Department Firearms Training

Firearms Training Module # 3

I successfully completed the above stated objectives for this training:

X [REDACTED]  
(Officer/Badge Number)

The officer who signed above successfully completed the stated objectives for this training.

X R. J. [REDACTED]  
(Firearms Instructor)

Date: 3/23/17 Time: 0004

Weather Conditions: 70°, clear, cold, low light



# Barberton Police Department Firearms Training

Firearms Training Module # 2

I successfully completed the above stated objectives for this training:

X [REDACTED]  
(Officer/Badge Number)

The officer who signed above successfully completed the stated objectives for this training.

X Al. West #25  
(Firearms Instructor)

Date: 2/23/17 Time: 0645

Weather Conditions: 56°, clear; low light





# Barberton Police Department Firearms Training

Firearms Training Module # 1

I successfully completed the above stated objectives for this training:

X [REDACTED]  
(Officer/Badge Number)

The officer who signed above successfully completed the stated objectives for this training.

X P.H. Wood #25  
(Firearms Instructor)

Date: 1/26/17 Time: 0120

Weather Conditions: ~ 41°, Clear, low light



# Barberton Police Department Firearms Training

Firearms Training Module # 12

I successfully completed the above stated objectives for this training:

X [REDACTED]  
(Officer/Badge Number)

The officer who signed above successfully completed the stated objectives for this training.

X P. L. Woods #25  
(Firearms Instructor)

Date: 12/7/14 Time: 0100

Weather Conditions: ~ 37° ; 10 w light



# Barberton Police Department Firearms Training

Firearms Training Module # 11

I successfully completed the above stated objectives for this training:

X [REDACTED]  
(Officer/Badge Number)

The officer who signed above successfully completed the stated objectives for this training.

X R. S. J. #29  
(Firearms Instructor)

Date: 11/11/16 Time: 0125

Weather Conditions: 45°, clear, low light



# Barberton Police Department Firearms Training

Firearms Training Module # 10

I successfully completed the above stated objectives for this training:

X [REDACTED]  
(Officer/Badge Number)

The officer who signed above successfully completed the stated objectives for this training.

X RSUBJ # 79.  
(Firearms Instructor)

Date: 11/11/10 Time: 0110

Weather Conditions: 74.5°, clear, low light



# Barberton Police Department Firearms Training

Firearms Training Module # 8

I successfully completed the above stated objectives for this training:

X [REDACTED]  
(Officer/Badge Number)

The officer who signed above successfully completed the stated objectives for this training.

X PH. WAD-25  
(Firearms Instructor)

Date: 9/18/16 Time: 0035

Weather Conditions: 67° - Clear ; low light



# Barberton Police Department Firearms Training

Firearms Training Module # 7

I successfully completed the above stated objectives for this training:

X [REDACTED]  
(Officer/Badge Number)

The officer who signed above successfully completed the stated objectives for this training.

X PA. WAT #25  
(Firearms Instructor)

Date: 8/8/10 Time: 0035

Weather Conditions: 67° ; Clear ; low light



# Barberton Police Department Firearms Training

Firearms Training Module # 6

I successfully completed the above stated objectives for this training:

X [REDACTED]  
(Officer/Badge Number)

The officer who signed above successfully completed the stated objectives for this training.

X PH. W. ST # 25  
(Firearms Instructor)

Date: 6/27/16 Time: 0230

Weather Conditions: ≈ 73°, Cloudy ; low light



# Barberton Police Department Firearms Training

Firearms Training Module # 5

I successfully completed the above stated objectives for this training:

X [REDACTED]  
(Officer/Badge Number)

The officer who signed above successfully completed the stated objectives for this training.

X PA. W. [Signature] #25  
(Firearms Instructor)

Date: 6/27/16 Time: 0230

Weather Conditions: 2 73° ; Cloudy ; low light





# Barberton Police Department Firearms Training

Firearms Training Module # 3

I successfully completed the above stated objectives for this training:

X [REDACTED]  
(Officer/Badge Number)

The officer who signed above successfully completed the stated objectives for this training.

X [Signature] #25  
(Firearms Instructor)

Date: 3/9/14 Time: 0900

Weather Conditions: ~ 42° ; low light



# Barberton Police Department Firearms Training

Firearms Training Module # 2

I successfully completed the above stated objectives for this training:

X [REDACTED]  
(Officer/Badge Number)

The officer who signed above successfully completed the stated objectives for this training.

X Pat. Watson #25  
(Firearms Instructor)

Date: 2/10/16 Time: 0045


Weather Conditions: ~ 23° ; low light ; light snow



# Barberton Police Department Firearms Training

Firearms Training Module # 1

I successfully completed the above stated objectives for this training:

X  \_\_\_\_\_  
(Officer/Badge Number)

The officer who signed above successfully completed the stated objectives for this training.

X PH. W. A. #25 \_\_\_\_\_  
(Firearms Instructor)

Date: 1/14/16 Time: 2356

Weather Conditions: = 29' ; low light



# Barberton Police Department Firearms Training

Firearms Training Module # 12

I successfully completed the above stated objectives for this training:

X



\_\_\_\_\_  
(Officer/Badge Number)

The officer who signed above successfully completed the stated objectives for this training.

X

*Al Wood #25*

\_\_\_\_\_  
(Firearms Instructor)

Date:

*12/7/15*

Time:

*0020*

Weather Conditions:

*26°; Clear; low light*



# Barberton Police Department Firearms Training

Firearms Training Module # 11

I successfully completed the above stated objectives for this training:

X [REDACTED]  
(Officer/Badge Number)

The officer who signed above successfully completed the stated objectives for this training.

X [Signature] # 79  
(Firearms Instructor)

Date: 11/2/15 Time: 0143

Weather Conditions: ~46°, clear, low light



# Barberton Police Department Firearms Training

Firearms Training Module # 10

I successfully completed the above stated objectives for this training:

X [REDACTED]  
(Officer/Badge Number)

The officer who signed above successfully completed the stated objectives for this training.

X PH. [Signature] #25  
(Firearms Instructor)

Date: 10/25/15 Time: 2350

Weather Conditions: 37° low light clear



# Barberton Police Department Firearms Training

Firearms Training Module # 7

I successfully completed the above stated objectives for this training:

X [REDACTED]  
(Officer/Badge Number)

The officer who signed above successfully completed the stated objectives for this training.

X PH. [Signature] #25  
(Firearms Instructor)

Date: 9/3/15 Time: 0049

Weather Conditions: 57°; low light; clear



# Barberton Police Department Firearms Training

Firearms Training Module # 7

I successfully completed the above stated objectives for this training:

X



\_\_\_\_\_  
(Officer/Badge Number)

The officer who signed above successfully completed the stated objectives for this training.

X

PH. [Signature] #25

\_\_\_\_\_  
(Firearms Instructor)

Date: 7/20/15

Time: 0220

Weather Conditions: 72° | low light





# Barberton Police Department Firearms Training

Firearms Training Module # 6

I successfully completed the above stated objectives for this training:

X



\_\_\_\_\_  
(Officer/Badge Number)

The officer who signed above successfully completed the stated objectives for this training.

X   
(Firearms Instructor)

Date: 6/8/15

Time: 0015

Weather Conditions: 75°; low light; cloudy



# Barberton Police Department Firearms Training

Firearms Training Module # 5

I successfully completed the above stated objectives for this training:

X [REDACTED]  
(Officer/Badge Number)

The officer who signed above successfully completed the stated objectives for this training.

X M. Wal #25  
(Firearms Instructor)

Date: 5/8/15 Time: 0230

Weather Conditions: in 60° ; Clear ; lowlight



# Barberton Police Department Firearms Training

Firearms Training Module # 3

I successfully completed the above stated objectives for this training:

X [REDACTED]  
(Officer/Badge Number)

The officer who signed above successfully completed the stated objectives for this training.

X [Signature] #25  
(Firearms Instructor)

Date: 3/11/15 Time: 2350

Weather Conditions: ~20° ; low light ;



# Barberton Police Department Firearms Training

Firearms Training Module # 2

I successfully completed the above stated objectives for this training:

X [REDACTED]  
(Officer/Badge Number)

The officer who signed above successfully completed the stated objectives for this training.

X [Signature] #25  
(Firearms Instructor)

Date: 2/11/15 Time: 0130

Weather Conditions: 215° ; low light




# Barberton Police Department Firearms Training

Firearms Training Module # 1

I successfully completed the above stated objectives for this training:

X



\_\_\_\_\_  
(Officer/Badge Number)

The officer who signed above successfully completed the stated objectives for this training.

X W. R. B. #79  
(Firearms Instructor)

Date:

1/20/15

Time:

0205

Weather Conditions:

~30°; clear; low light



# Barberton Police Department Firearms Training

Firearms Training Module # 12

I successfully completed the above stated objectives for this training:

X [REDACTED]  
(Officer/Badge Number)

The officer who signed above successfully completed the stated objectives for this training.

X [Signature]  
(Firearms Instructor)

Date: 12/24/14 Time: ~ 2310

Weather Conditions: ~ 30°; low light; cloudy



# Barberton Police Department Firearms Training

Firearms Training Module # 11

I successfully completed the above stated objectives for this training:

X [REDACTED]  
(Officer/Badge Number)

The officer who signed above successfully completed the stated objectives for this training.

X Sgt. Robert #79  
(Firearms Instructor)

Date: 11/16/14

Time: 2340

Weather Conditions: ~30°, snow; low light



# Barberton Police Department Firearms Training

Firearms Training Module # 10

I successfully completed the above stated objectives for this training:

X



\_\_\_\_\_  
(Officer/Badge Number)

The officer who signed above successfully completed the stated objectives for this training.

X

*Pvt. [Signature] #25*

\_\_\_\_\_  
(Firearms Instructor)

Date: 10/8/14

Time: 0120

Weather Conditions: ~ 51° ; cloudy ; low light





# Barberton Police Department Firearms Training

Firearms Training Module # 8

I successfully completed the above stated objectives for this training:

X [REDACTED]  
(Officer/Badge Number)

The officer who signed above successfully completed the stated objectives for this training.

X Sgt. Robert J. Za.  
(Firearms Instructor)

Date: 8/17/14 Time: 2331

Weather Conditions: 70'; cloudy, low light



# Barberton Police Department Firearms Training

Firearms Training Module # 7

I successfully completed the above stated objectives for this training:

X [REDACTED]  
(Officer/Badge Number)

The officer who signed above successfully completed the stated objectives for this training.

X PH. [Signature] #25  
(Firearms Instructor)

Date: 7-14-14 Time: 0100

Weather Conditions: ~ 72° ; low light ; clear



# Barberton Police Department Firearms Training

Firearms Training Module # 6

I successfully completed the above stated objectives for this training:

X



\_\_\_\_\_  
(Officer/Badge Number)

The officer who signed above successfully completed the stated objectives for this training.

X

PH. [Signature] #25

\_\_\_\_\_  
(Firearms Instructor)

Date: 6-23-14

Time: 0050

Weather Conditions: ~ 60°; low light



# Barberton Police Department Firearms Training

Firearms Training Module # 5

I successfully completed the above stated objectives for this training:

X [REDACTED]  
(Officer/Badge Number)

The officer who signed above successfully completed the stated objectives for this training.

X Sgt. Robert J. ... / P.M. ... #25  
(Firearms Instructor)

Date: 6-23-14

Time: 0050

Weather Conditions: 60°; low light



# Barberton Police Department Firearms Training

Firearms Training Module # 3

I successfully completed the above stated objectives for this training:

X



\_\_\_\_\_  
(Officer/Badge Number)

The officer who signed above successfully completed the stated objectives for this training.

X

*[Handwritten Signature]* #25

\_\_\_\_\_  
(Firearms Instructor)

Date: 3/9/14

Time: 2340

Weather Conditions: ~37° ; low light ; cloudy



# Barberton Police Department Firearms Training

Firearms Training Module # 2

I successfully completed the above stated objectives for this training:

X

[Redacted]

(Officer/Badge Number)

The officer who signed above successfully completed the stated objectives for this training.

X

R. L. [Signature] #25

(Firearms Instructor)

Date: 2/17/14

Time: 805

Weather Conditions: 2/40; low light; clear



# Barberton Police Department Firearms Training

Firearms Training Module # 1

I successfully completed the above stated objectives for this training:

X [REDACTED]  
(Officer/Badge Number)

The officer who signed above successfully completed the stated objectives for this training.

X [Signature] #25  
(Firearms Instructor)

Date: 1/20/14 Time: 7:25

Weather Conditions: ~18; light; clear



# Barberton Police Department Firearms Training

Firearms Training Module # 10

I successfully completed the above stated objectives for this training:

X [REDACTED]  
(Officer/Badge Number)

The officer who signed above successfully completed the stated objectives for this training.

X Sgt. James R. [Signature]  
(Firearms Instructor)

Date: 12-16-13 Time: 0045

Weather Conditions: -3° Below Free / Low





# Barberton Police Department Firearms Training

Firearms Training Module # 8

I successfully completed the above stated objectives for this training:

X



\_\_\_\_\_  
(Officer/Badge Number)

The officer who signed above successfully completed the stated objectives for this training.

X

Al. Wark #25

\_\_\_\_\_  
(Firearms Instructor)

Date: 10/20/13

Time: 2355

Weather Conditions: ~48°; clear; low light



# Barberton Police Department Firearms Training

Firearms Training Module # 7

I successfully completed the above stated objectives for this training:

X

\_\_\_\_\_  
(Officer/Badge Number)

The officer who signed above successfully completed the stated objectives for this training.

X

*Sergeant [Signature]* #10  
\_\_\_\_\_  
(Firearms Instructor)

Date:

8-14-13

Time:

2340

Weather Conditions:

54° / Clear



# Barberton Police Department Firearms Training

Firearms Training Module # 6

I successfully completed the above stated objectives for this training:

X [REDACTED]  
(Officer/Badge Number)

The officer who signed above successfully completed the stated objectives for this training.

X PH. [Signature] #25  
(Firearms Instructor)

Date: 7-8-13 Time: 0040

Weather Conditions: ~72° ; Low light



# Barberton Police Department Firearms Training

Firearms Training Module # 5

I successfully completed the above stated objectives for this training:

X [REDACTED]  
(Officer/Badge Number)

The officer who signed above successfully completed the stated objectives for this training.

X P.H. [Signature] #25  
(Firearms Instructor)

Date: 6.12-13 Time: 0215

Weather Conditions: 45°; low light, Hazy



# Barberton Police Department Firearms Training

Firearms Training Module # 4

I successfully completed the above stated objectives for this training:

X [Redacted]  
(Officer/Badge Number)

The officer who signed above successfully completed the stated objectives for this training.

X PH [Signature] #25  
(Firearms Instructor)

Date: 5/6/13 Time: 2345

Weather Conditions: ~60° ; Night ; Clear



# Barberton Police Department Firearms Training

Firearms Training Module # 9

I successfully completed the above stated objectives for this training:

X

[Redacted]

(Officer/Badge Number)

The officer who signed above successfully completed the stated objectives for this training.

X

*[Signature]* #25

(Firearms Instructor)

Date: 04/08/13

Time: 0212

Weather Conditions: ~ 50 ; low light ; clear



# Barberton Police Department Firearms Training

Firearms Training Module # 3

I successfully completed the above stated objectives for this training:

X [REDACTED]  
(Officer/Badge Number)

The officer who signed above successfully completed the stated objectives for this training.

X [Signature] #25  
(Firearms Instructor)

Date: 3/18/13 Time: 0903

Weather Conditions: ~40 ; low light



# Barberton Police Department Firearms Training

Firearms Training Module # 2

I successfully completed the above stated objectives for this training:

X

[Redacted]

(Officer/Badge Number)

The officer who signed above successfully completed the stated objectives for this training.

X

*[Signature]* #25

(Firearms Instructor)

Date: 2/14/13

Time: 0100

Weather Conditions: 25°; Night; Cloudy





# Barberton Police Department Firearms Training

Firearms Training Module # 1

I successfully completed the above stated objectives for this training:

X [REDACTED]  
(Officer/Badge Number)

The officer who signed above successfully completed the stated objectives for this training.

X H. Wick #25  
(Firearms Instructor)

Date: 1/8/13 Time: 0508

Weather Conditions: ~27°; N; Lt; Cloudy



# Barberton Police Department Firearms Training

Firearms Training Module # 10

I successfully completed the above stated objectives for this training:

X

\_\_\_\_\_  
(Officer/Badge Number)

The officer who signed above successfully completed the stated objectives for this training.

X

Off. [Signature] #25  
(Firearms Instructor)

Date:

12-6-12

Time:

0115

Weather Conditions:

~ 30°; Clear, Cold, low light



# Barberton Police Department Firearms Training

Firearms Training Module # 9

I successfully completed the above stated objectives for this training:

X



(Officer/Badge Number)

The officer who signed above successfully completed the stated objectives for this training.

X

Sgt. [Signature]

(Firearms Instructor)

Date: 11-12-12

Time:

0045

Weather Conditions:


45° ; low light; Cloudy



# Barberton Police Department Firearms Training

Firearms Training Module # 8

I successfully completed the above stated objectives for this training:

X  \_\_\_\_\_  
(Officer/Badge Number)

The officer who signed above successfully completed the stated objectives for this training.

X Atk [Signature] #25 \_\_\_\_\_  
(Firearms Instructor)

Date: 10/26/12 Time: 0101

Weather Conditions: 76<sup>o</sup> ; Clear ; Night



# Barberton Police Department Firearms Training

Firearms Training Module # 7

I successfully completed the above stated objectives for this training:

X [REDACTED]  
(Officer/Badge Number)

The officer who signed above successfully completed the stated objectives for this training.

X P.H. [Signature] #25  
(Firearms Instructor)

Date: 8-12 Time: 2355

Weather Conditions: ~60°; low light; cloudy



# Barberton Police Department Firearms Training

Firearms Training Module # 5 & 6

I successfully completed the above stated objectives for this training:

X [REDACTED]  
(Officer/Badge Number)

The officer who signed above successfully completed the stated objectives for this training.

X [Signature] # 24  
(Firearms Instructor)

Date: 7-30-12

Time: 0135

Weather Conditions: 60°; low light; cloudy



# Barberton Police Department Firearms Training

Firearms Training Module # 4

I successfully completed the above stated objectives for this training:

X [REDACTED]  
(Officer/Badge Number)

The officer who signed above successfully completed the stated objectives for this training.

X Sgt. RSOB [Signature]  
(Firearms Instructor)

Date: 5-15-12

Time: 0240


Weather Conditions: ~50° ; low light



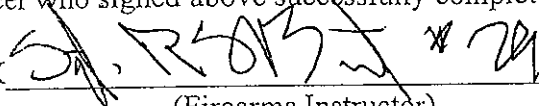
# Barberton Police Department Firearms Training

Firearms Training Module # 3

I successfully completed the above stated objectives for this training:

X  \_\_\_\_\_  
(Officer/Badge Number)

The officer who signed above successfully completed the stated objectives for this training.

X  \_\_\_\_\_  
(Firearms Instructor)

Date: 3-11-12 Time: 2358

Weather Conditions: ≈ 45°; low light; overcast





# Barberton Police Department Firearms Training

Firearms Training Module # 12

I successfully completed the above stated objectives for this training:

X

\_\_\_\_\_  
(Officer/Badge Number)

The officer who signed above successfully completed the stated objectives for this training.

X

Sgt. [Signature] # 29  
(Firearms Instructor)

Date:

2-24-12

Time:

0235

Weather Conditions:

40°, low 1/4 in, drizzle




# Barberton Police Department Firearms Training

Firearms Training Module # 1

I successfully completed the above stated objectives for this training:

X



\_\_\_\_\_  
(Officer/Badge Number)

The officer who signed above successfully completed the stated objectives for this training.

X

R. B. [unclear] # 29

\_\_\_\_\_  
(Firearms Instructor)

Date:

1-22-12

Time:

2320

Weather Conditions:

35°; low light, some rain



# Barberton Police Department Firearms Training

Firearms Training Module # 5

I successfully completed the above stated objectives for this training:

X

[Redacted]

(Officer/Badge Number)

The officer who signed above successfully completed the stated objectives for this training.

X

*[Handwritten Signature]*

(Firearms Instructor)

Date: 12-21-11

Time: 0:00

Weather Conditions: 24°, low light, rain



# Barberton Police Department Firearms Training

Firearms Training Module # 4

I successfully completed the above stated objectives for this training:

X [REDACTED]  
(Officer/Badge Number)

The officer who signed above successfully completed the stated objectives for this training.

X [Signature]  
(Firearms Instructor)

Date: 11-24-11

Time: 2358

Weather Conditions: 53°; hazy, low light



# Barberton Police Department Firearms Training

Firearms Training Module # 3

I successfully completed the above stated objectives for this training:

X



(Officer/Badge Number)

The officer who signed above successfully completed the stated objectives for this training.

X

*SGT - R/B - 44*

(Firearms Instructor)

Date: 8-25-11

Time: 2230

Weather Conditions: 65°



# Barberton Police Department Firearms Training

Firearms Training Module # 7 (July)

I successfully completed the above stated objectives for this training:

X [REDACTED]  
(Officer/Badge Number)

The officer who signed above successfully completed the stated objectives for this training.

X Sgt. [Signature]  
(Firearms Instructor)

Date: 7-10-11 Time: 0110

Weather Conditions: ~80°; low light; humid



# Barberton Police Department Firearms Training

Firearms Training Module # 0 (JUNE)

I successfully completed the above stated objectives for this training:

X [REDACTED]  
(Officer/Badge Number)

The officer who signed above successfully completed the stated objectives for this training.

X [Signature]  
(Firearms Instructor)

Date: 7-18-11 Time: 0055

Weather Conditions: ~60°; low light; humid



# Barberton Police Department Firearms Training

Firearms Training Module # 5

I successfully completed the above stated objectives for this training:

X [REDACTED]  
(Officer/Badge Number)

The officer who signed above successfully completed the stated objectives for this training.

X Coburn #9 S Cole  
(Firearms Instructor)

Date: 6-15-11 Time: 0015

Weather Conditions: hot clear 70's





# Barberton Police Department Firearms Training

Firearms Training Module # 4

I successfully completed the above stated objectives for this training:

X [REDACTED]  
(Officer/Badge Number)

The officer who signed above successfully completed the stated objectives for this training.

X [Signature]  
(Firearms Instructor)

Date: 5-5-11 Time: 0030

Weather Conditions: ~40°; cool; over cast; low light



# Barberton Police Department Firearms Training

Firearms Training Module # 3

I successfully completed the above stated objectives for this training:

X [REDACTED]  
(Officer/Badge Number)

The officer who signed above successfully completed the stated objectives for this training.

X SCOTT SP2 # 43  
(Firearms Instructor)

Date: 3-29-11 Time: 2240

Weather Conditions: COLD - 30° F



# Barberton Police Department Firearms Training

Firearms Training Module # 2

I successfully completed the above stated objectives for this training:

X [REDACTED]  
(Officer/Badge Number)

The officer who signed above successfully completed the stated objectives for this training.

X [Signature] #24  
(Firearms Instructor)

Date: 2-14-11 Time: 0015

Weather Conditions: 35°; low light; windy



# Barberton Police Department Firearms Training

Firearms Training Module # 1

I successfully completed the above stated objectives for this training:

X



\_\_\_\_\_  
(Officer/Badge Number)

The officer who signed above successfully completed the stated objectives for this training.

X Sgt R. B. J. # 29  
(Firearms Instructor)

Date: 1-28-11

Time: 0130

Weather Conditions: ~25°, low light, snow





## BARBERTON POLICE DEPARTMENT FIREARMS TRAINING: August 2008

**Part One:** Prior to firing at the range, have the officer meet you at the Police Armory.

With an unloaded cruiser shotgun and 5 **INERT** 12g. Training rounds, have the officer demonstrate the administrative loading to Condition 3 status, and then safely unloading the shotgun.

Remind to the officer that Condition 3 is how the shotgun is carried in the cruiser:  
Chamber empty, Magazine loaded, Action unlocked (hammer down), and the Safety off.  
The shotgun to use is clearly marked on the buttstock, and the **INERT** training 12g. rounds are the clear-cased orange rounds in the ziplock bag.

Have the officer insure that the shotgun is unloaded, and then have them load the shotgun to Condition 3. Once the officer has loaded the shotgun correctly, have them unload the shotgun in a safe manner. They can either cycle the rounds through the weapon, or manipulate the shell stops.

Once they have demonstrated proficiency, ensure the shotgun is empty, return the **INERT** Training rounds to the ziplock bag, and store the shotgun in the rack. Have the officer complete the back of this page, and have both of you sign the shotgun portion of the sheet.

**Part Two:** Have officer meet you at range shelter. Switch out duty ammo for practice ammo. Issue eye and ear protection. Emphasize the continued need to be safe and the four safety rules. Set up one cardboard target. Tape the target sheet with the 3-inch circles onto one of the paper targets.

**Exercise #1:** From 10 feet back from the target, have them shoot at one of the 3-inch circles from a ready position. Have them shoot out all the magazines on their person. They can vary the number of shots from singles, doubles or triples.

Training Talk: This is a warm up drill and reiteration of grip/sight alignment/trigger control drill. The "ready" position is at the chest and then straight out to target. Continued muscle memory is the goal as is economy of motion with the ready position. Smooth and proper form is the goal here, not speed. **80% or more of the shots fired in this exercise should be within the circle.**

**Exercise #2:** Reload practice mags and replace on belt. Place a plain sheet of paper, 8.5 x 11 inch, in the center mass of the cardboard target. Have the officers attempt to keep their shots on the paper. Have them start behind cover (they can shoot from either side), drop out and fire two rounds at the target, get back behind cover and perform a tactical reload (magazine is ejected into the hand and placed in a pocket, the new magazine is retrieved from their mag pouch and inserted in the pistol), then drop out and fire two more rounds. Repeat 10 times. Then have the officers load up a mag with one round (they can also have a round in the pistol), drop out and fire at the target until pistol is empty, perform an emergency reload behind cover, drop out and fire two more rounds. This should be set up and repeated 10 times.

Training Talk: Stress to the officers that this is not a tactical exercise but is a skill-building drill. Have them perform the drill at a pace where they do not fumble with their magazines. Stress to them to reload quickly but don't rush so fast that they miss the reload. Only shoot as fast as they can achieve good center mass hits. Trigger control is the key to good hits.

# FIREARMS TRAINING

QUALIFIER? N

DATE: Jan. 26, 2000

TIME: 1000

INSTRUCTORS: L. Freshly / M. Sunkin /

TEMPERATURE, WEATHER AND LIGHTING: Inside at the Deer Hunter, Normal indoor temperature/ Low level lighting condtions

## COURSE/TYPE OF TRAINING:

Officers will fire their duty weapons while in low light conditions. Officers will fire both with & without the use of their flashlights. Targets will be placed at 10 yards.

Officers will practice the drop out technique from behind cover and engage threat target with their duty weapon while utilizing their flashlight. Officers will perform this from both side of the barricade.

Officers will fire a short assault course described as follows: Officer will be facing target at 5 yards, weapon at the chest ready in their strong hand, flashlight in their off hand. On command, officer will engage the threat target with at least two rounds while moving towards cover which will be placed on the officers off side. At the cover, officer will then execute a drop out with their duty weapon and flashlight and engage the threat target with at least two more rounds. The cover will then be placed to the officer's strong side and the drill repeated. The officer will then have to engage the threat target from behind cover with their duty weapon in their off hand.

OFFICER: [REDACTED]  
WEAPON: make HR  
model PM8  
serial # \_\_\_\_\_

PASS:  N  
DUTY: Y

OFFICER'S SIGNATURE: [REDACTED]

INSTRUCTOR'S SIGNATURE: [Signature]

# FIREARMS TRAINING

QUALIFIER? N

DATE: 6/15/99

TIME: 1500

INSTRUCTORS: Adair 1 Burt 1

TEMPERATURE, WEATHER AND LIGHTING: 72° Sunny

## COURSE/TYPE OF TRAINING:

- 1) From 75 ft. Officer will fire 6 rounds a one target. Emphasis will be on sight alignment, grip and trigger pull.
- 2) Using two "popper" targets and one paper target, officer will use cover to engage the "popper" targets and engage them until they drop. Officer will then engage the paper target with a head shot. Emphasis will be on use of cover and shot placement.

OFFICER: [REDACTED]  
WEAPON: make HK  
model P7m4  
serial #

PASS:  Y  N  
DUTY:  Y  N

OFFICER'S SIGNATURE: [REDACTED]

INSTRUCTOR'S SIGNATURE: [Signature]



# **General Training**

<b>SCHOOL/SEMINAR/TRAINING</b>	<b>DATE(S)</b>	<b>TOTAL HOURS</b>	<b>BRIEF DESCRIPTION OF TRAINING</b>
The Ohio State Highway Patrol	5/3-6/99	N/A	Regional A.D.A.P.
U of A - Wayne College	11/12/1999	N/A	Crime Scene Management
U of A - Wayne College	3/17/2000	N/A	BAC Datamaster Certification
The Ohio State Highway Patrol	3/27-31/00	N/A	Basic Traffic Crash Investigation
BPD 2000 In-Service Personnel Training	5/1-2/00	N/A	In-Service Personnel Training
The Ohio State Highway Patrol	10/16-20/2000	40.00	Electronic Speed Measuring Devices
BPD 2001 In-Service Personnel Training	3/29&30/2001	16.00	In-Service Personnel Training
Masterdrive	4/26-27/2001	16.00	EROC
Outdoor Specialties	9/15/2001	8.00	Tactical SMG II
American Red Cross	2/12/03	N/A	CPR & AED
John E. Reid and Associates	4/14-16/2003	24.00	Street Crimes & Surveillance Techniques
US Dept. of Justice - DEA	2/27-29/04	24.00	Highway & Streets Drug Interdiction
Barberton Fire Department	Feb. 18, 2004	N/A	Heartsaver CPR & AED Training
BPD 2004 In-Service Training	4/22/2004	8.00	Inservice Training
Calibre Press Street Survival Seminar	5/11-12/2004	16.00	The Tactical Edge Seminar/street survival
BPD 2004 In-Service Training	7/20/2004	4.00	Taser X26 User Certification
Barberton Fire Department	Feb-06	N/A	Heartsaver CPR & AED Training
Dr. Bob Denton / Victims Assistance	11/13/2007	5.00	Mandatory Victims Training
BPD	3/30/2009	8.00	patrol rifle operator course
FEMA	9/15/09		IS-00100.Lea
FEMA	9/15/09		IS-00700.a
CPR - BFD	2/10/10		Heartsaver CPR & AED Training
Fraud Against Seniors	3/29/10	1.00	Annual CP Training on E OPOTA
LEADS	12/19/10		Mobile Data Terminal certification
OPOTA Online	10/24/12	1.00	OH-1 Crash Report Update
OPOTA Online	10/16/12	1.00	Responding to Human Trafficking
OPOTA Online	10/16/12	1.00	Awareness of Human Trafficking
OPOTA Mobile Academy	1/15/13	1.00	Judgmental Driving Simulator
OPOTA Mobile Academy	1/16/13	1.00	Judgmental Firearms Simulator
American Safety and Health Institute	7/1/2013	1.00	CPR/AED Certification


Barberton Police Department In-Service Training	10/6/2014	3.00	Ground Fighting Tactics
OPOTA Online	11/25/14	1.00	DeEscalating Mental Health Crises
OPOTA Online	11/25/14	1.00	Ethics and Professionalism
OPOTA Online	11/25/14	1.00	Career Survival: Positive Ways to be Successful
OPOTA Online	11/26/14	1.00	The Science of Victimology
OPOTA Online	2/3/15	1.00	Identity Theft
OPOTA Online	2/3/15	1.00	Interviewing the Crime Victim
OPOTA Online	2/4/15	1.00	Career Survival: Overall Job Preparedness
OPOTA Online	2/5/15	1.00	Domestic Violence with Lethality Factors
Penn State/DOJ	8/4/15		Death Investigation Video Training
OPOTA (Webcast)	5/2/16	8.00	Policing in the 21st Century (Use of Force, Crisis De-escalation, C
eOPOTA	11/14/16	1.00	Career Survival: Professional Policing and the Public
eOPOTA	11/14/16	1.00	Crisis Conflict Management
eOPOTA	11/14/16	1.00	Human Trafficking 2016 Update
eOPOTA	11/14/16	1.00	Missing Persons
First Aid Institute	1/17/2017		CPR/AED/BB/First Aid
eOPOTA	2/3/2017	1.00	Blue Courage Foundations
eOPOTA	2/3/2017	1.00	Blue Courage The Nobility of Policing
eOPOTA	2/7/2017	1.00	Blue Courage Positive Psychology
eOPOTA	2/7/2017	1.00	Blue Courage Health and Wellness
eOPOTA	3/13/2017	1.00	2017 Legal Update: Civil Liability for Officers
eOPOTA	3/13/2017	1.00	2017 Legal Update: Issues in Interrogations and Confessions
eOPOTA	3/15/2017	1.00	2017 Legal Update: Search and Seizure Law
eOPOTA	3/22/17	1.00	Companion Animal Encounters
eOPOTA	3/31/2017	1.00	2017 Legal Update: Domestic Violence Refresher
eOPOTA	4/17/2017	1.00	Wellness and Managing Stress
eOPOTA	4/17/2017	1.00	Understanding Stress and Stress Overload
OPOTA (Webcast)	4/25/2017	6.00	Trauma Informed Policing
Akron Police Department/County of Summit ADM, et al.	09/25-09/29 2017	40.00	Crisis Intervention Team Training
Texas State University	10/10-10/11 2017	16.00	Terrorism Response Tactics:Basic Active Shooter Level I (ALERR)
Ease at Work	11/5/2017		Accountability
Ease at Work	11/5/2017		Cultural Diversity in the Workplace
Ease at Work	11/5/2017		Effective Communication
OPOTA/BPD (Tony Memmer)	1109/17	4.00	Practical Application of Force
Barberton Fire Department/Lt. Ionno	3/27/2019		CPR/AED/First Aid

eOPOTA	4/8/2021		Restraint or Confinement of a Pregnant Suspect
Barberton Fire Department (Captain Ionno)	4/13/2021		CPR/AED/First Aid
PoliceOne Academy	5/2/2021	2.00	De-escalation and Reasonable Use of Force
PoliceOne Academy	6/12/2021	1.00	Understanding and Responding to Excited Delirium Calls
PoliceOne Academy	7/21/2021	1.00	Discipline of Being Positive, Dare to Be Great, Below 100 Program
PoliceOne Academy	8/8/2021	1.00	Public Recording of Police Activities
PoliceOne Academy	10/10/2021	1.00	Driving Safety for First Responders
PoliceOne Academy	11/6/2021	1.00	Workplace Stress Resiliency
PoliceOne Academy	12/7/2021	1.00	Active Shooter I
PoliceOne Academy	1/8/2022	1.00	Active Shooter III
PoliceOne Academy	2/19/2022	2.00	Arrest, Search, & Seizure (Fourth Amendment)
OPOTA Online	3/6/2022	4.00	Domestic Violence Legal Updates (CPT)
OPOTA Online	4/8/2022	4.00	Trauma & The Brain, Sexual Assault Investigations, Responding to (CPT)
OPOTA Online	4/30/2022	4.00	Officer Wellness Seminar, Vicarious Trauma (CPT)
OPOTA Online	6/12/2022	4.00	Effective Communication and Safe Interaction with Persons in Crisis
OPOTA Online	7/1/2022	4.50	Communication Disabilities, Community Diversity and Procedural .
OPOTA Online	8/2/2022	1.00	BCI Lethal Use of Force & OIS Investigations (CPT)
OPOTA Online	8/2/2022	1.00	Critical Thinking in Use of Force Situations (CPT)
OPOTA Online	8/2/2022	0.75	Objective Reasonableness (CPT)
OPOTA Online	8/2/2022	0.25	Qualified Immunity (CPT)
OPOTA Online	8/6/2022	1.00	Use of Deadly Force and Legal Guidelines (CPT)
OPOTA Online	8/9/2022	0.50	Concealed Firearm Carry Changes (CPT)
OPOTA Online	8/9/2022	0.50	New and Updated Criminal Charges (CPT)
PoliceOne Academy	10/15/2022	1.00	Becoming a Leader in Law Enforcement
PoliceOne Academy	11/4/2022	1.00	Advanced Policing: Emotional Intelligence



# CERTIFICATE OF COMPLETION

AWARDED TO



OF BARBERTON POLICE DEPARTMENT (OH)  
IN RECOGNITION OF YOUR SUCCESSFUL COMPLETION OF  
**ADVANCED POLICING: EMOTIONAL INTELLIGENCE**

**COURSE # EMOP200**

1 HOUR OF TRAINING

CERTIFICATE ISSUED NOV 04, 2022

*Mikayla Graves*

**Mikayla Graves**  
Training Coordinator





**CERTIFICATE OF COMPLETION**

AWARDED TO



OF BARBERTON POLICE DEPARTMENT (OH)  
IN RECOGNITION OF YOUR SUCCESSFUL COMPLETION OF  
**BECOMING A LEADER IN LAW ENFORCEMENT**

**COURSE # LDLE100**

1 HOUR OF TRAINING

CERTIFICATE ISSUED OCT 15, 2022

*Mikayla Graves*

**Mikayla Graves**  
Training Coordinator







OHIO PEACE OFFICER TRAINING COMMISSION  
&  
THE OFFICE OF THE ATTORNEY GENERAL

This is to certify that

[REDACTED]

has successfully met the prescribed program requirements for

BCI Lethal Use of Force  
and OIS Investigations


Date: August 02, 2022

*Dave Yost*  
Dave Yost  
Attorney General

*Dwight A. Holcomb*  
Dwight A. Holcomb, Executive Director  
Ohio Peace Officer Training Commission

*Vernon P. Stanforth*  
Vernon P. Stanforth, Chairperson  
Ohio Peace Officer Training Commission





# OHIO PEACE OFFICER TRAINING COMMISSION & THE OFFICE OF THE ATTORNEY GENERAL


This is to certify that

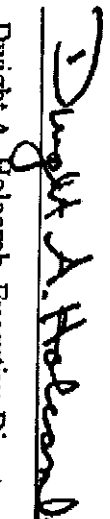



has successfully met the prescribed program requirements for

Critical Thinking in Use  
of Force Situations


Date: August 02, 2022

  
Dave Yost  
Attorney General

  
Dwight A. Holcomb, Executive Director  
Ohio Peace Officer Training Commission

  
Vernon P. Stanforth, Chairperson  
Ohio Peace Officer Training Commission





# OHIO PEACE OFFICER TRAINING COMMISSION & THE OFFICE OF THE ATTORNEY GENERAL


This is to certify that





has successfully met the prescribed program requirements for

Objective  
Reasonableness

Date: August 02, 2022

  
Dave Yost  
Attorney General

  
Dwight A. Holcomb, Executive Director  
Ohio Peace Officer Training Commission

  
Vernon P. Stanforth, Chairperson  
Ohio Peace Officer Training Commission



# OHIO PEACE OFFICER TRAINING COMMISSION & THE OFFICE OF THE ATTORNEY GENERAL


This is to certify that




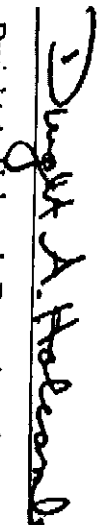
has successfully met the prescribed program requirements for


Qualified Immunity

Date: August 02, 2022

  
Dave Yost  
Attorney General

  
Vernon P. Stanforth, Chairperson  
Ohio Peace Officer Training Commission

  
Dwight A. Holcomb, Executive Director  
Ohio Peace Officer Training Commission




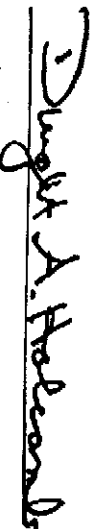
# OHIO PEACE OFFICER TRAINING COMMISSION & THE OFFICE OF THE ATTORNEY GENERAL


This is to certify that  
[REDACTED]  
has successfully met the prescribed program requirements for


Use of Deadly Force and  
Legal Guidelines

Date: August 06, 2022

  
Dave Yost  
Attorney General

  
Dwight A. Holcomb, Executive Director  
Ohio Peace Officer Training Commission

  
Vernon P. Stanforth, Chairperson  
Ohio Peace Officer Training Commission



# OHIO PEACE OFFICER TRAINING COMMISSION & THE OFFICE OF THE ATTORNEY GENERAL


This is to certify that

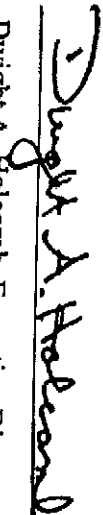


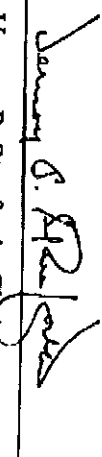
has successfully met the prescribed program requirements for


New and Updated  
Criminal Charges

Date: August 09, 2022

  
Dave Yost  
Attorney General

  
Dwight A. Holcomb, Executive Director  
Ohio Peace Officer Training Commission

  
Vernon P. Stanforth, Chairperson  
Ohio Peace Officer Training Commission



OHIO PEACE OFFICER TRAINING COMMISSION  
&  
THE OFFICE OF THE ATTORNEY GENERAL

This is to certify that





has successfully met the prescribed program requirements for

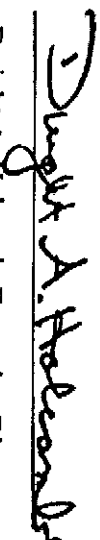
Concealed Firearm


Carry Changes

Date: August 09, 2022

  
Dave Yost  
Attorney General

  
Vernon P. Stanforth, Chairperson  
Ohio Peace Officer Training Commission

  
Dwight A. Holcomb, Executive Director  
Ohio Peace Officer Training Commission



# OHIO PEACE OFFICER TRAINING COMMISSION & THE OFFICE OF THE ATTORNEY GENERAL


This is to certify that





has successfully met the prescribed program requirements for


Ethics and  
Professionalism

Date: July 01, 2022

  
Dave Yosi  
Attorney General

  
Dwight A. Holcomb, Executive Director  
Ohio Peace Officer Training Commission

  
Vernon P. Stanforth, Chairperson  
Ohio Peace Officer Training Commission



OHIO PEACE OFFICER TRAINING COMMISSION  
&  
THE OFFICE OF THE ATTORNEY GENERAL


This is to certify that





has successfully met the prescribed program requirements for


Community Diversity  
and Procedural Justice

Date: July 01, 2022

  
Dave Yost  
Attorney General

  
Vernon P. Stanforth, Chairperson  
Ohio Peace Officer Training Commission

  
Dwight A. Holcomb, Executive Director  
Ohio Peace Officer Training Commission



# OHIO PEACE OFFICER TRAINING COMMISSION & THE OFFICE OF THE ATTORNEY GENERAL

This is to certify that



has successfully met the prescribed program requirements for

Communication

Disabilities


Date: July 01, 2022

*Dave Yost*  
Dave Yost  
Attorney General

*Dwight A. Holcomb*  
Dwight A. Holcomb, Executive Director  
Ohio Peace Officer Training Commission

*Vernon P. Stanforth*  
Vernon P. Stanforth, Chairperson  
Ohio Peace Officer Training Commission






# OHIO PEACE OFFICER TRAINING COMMISSION & THE OFFICE OF THE ATTORNEY GENERAL

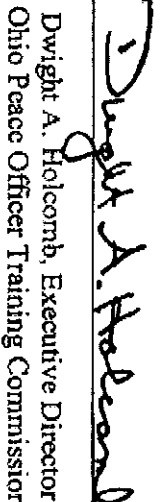
This is to certify that





has successfully met the prescribed program requirements for

Effective  
Communication and  
Safe Interactions with  
Persons in Crisis

  
Dave Yost  
Attorney General

  
Dwight A. Holcomb, Executive Director  
Ohio Peace Officer Training Commission

  
Vernon P. Stanforth, Chairperson  
Ohio Peace Officer Training Commission



# OHIO PEACE OFFICER TRAINING COMMISSION & THE OFFICE OF THE ATTORNEY GENERAL


This is to certify that




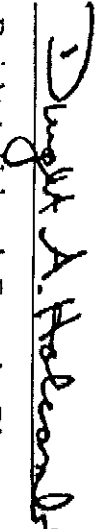
has successfully met the prescribed program requirements for


Mental Health Response

Date: June 12, 2022

  
Dave Yost  
Attorney General

  
Vernon P. Stanforth, Chairperson  
Ohio Peace Officer Training Commission

  
Dwight A. Holcomb, Executive Director  
Ohio Peace Officer Training Commission



# OHIO PEACE OFFICER TRAINING COMMISSION & THE OFFICE OF THE ATTORNEY GENERAL


This is to certify that




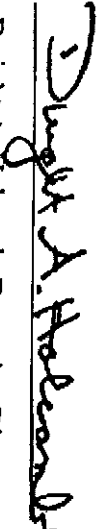
has successfully met the prescribed program requirements for


Vicarious Trauma

Date: May 04, 2022

  
Dave Yost  
Attorney General

  
Vernon P. Stanforth, Chairperson  
Ohio Peace Officer Training Commission

  
Dwight A. Holcomb, Executive Director  
Ohio Peace Officer Training Commission



# OHIO PEACE OFFICER TRAINING COMMISSION & THE OFFICE OF THE ATTORNEY GENERAL

This is to certify that




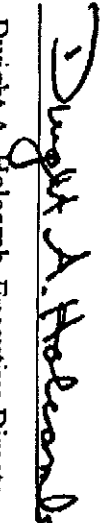
has successfully met the prescribed program requirements for


Officer Wellness


Seminar

Date: May 04, 2022

  
Dave Yost  
Attorney General

  
Dwight A. Holcomb, Executive Director  
Ohio Peace Officer Training Commission

  
Vernon P. Stanforth, Chairperson  
Ohio Peace Officer Training Commission



# OHIO PEACE OFFICER TRAINING COMMISSION & THE OFFICE OF THE ATTORNEY GENERAL


This is to certify that

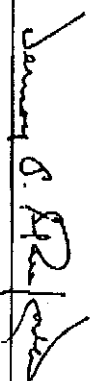


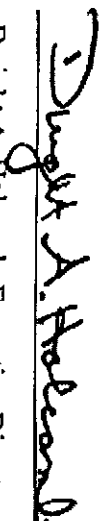
has successfully met the prescribed program requirements for


Trauma and the Brain

Date: April 08, 2022

  
Dave Yosi  
Attorney General

  
Vernon P. Stanforth, Chairperson  
Ohio Peace Officer Training Commission

  
Dwight A. Holcomb, Executive Director  
Ohio Peace Officer Training Commission



OHIO PEACE OFFICER TRAINING COMMISSION  
&  
THE OFFICE OF THE ATTORNEY GENERAL


This is to certify that

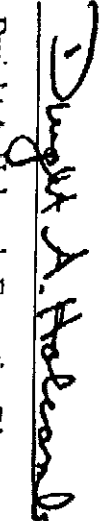



has successfully met the prescribed program requirements for


Crisis Intervention

Date: April 08, 2022

  
\_\_\_\_\_  
Dave Yost  
Attorney General

  
\_\_\_\_\_  
Dwight A. Holcomb, Executive Director  
Ohio Peace Officer Training Commission

  
\_\_\_\_\_  
Vernon P. Stanforth, Chairperson  
Ohio Peace Officer Training Commission



# OHIO PEACE OFFICER TRAINING COMMISSION & THE OFFICE OF THE ATTORNEY GENERAL


This is to certify that




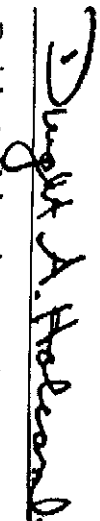
has successfully met the prescribed program requirements for


Sexual Assault  
Investigations

Date: April 08, 2022

  
Dave Yost  
Attorney General

  
Vernon P. Stanforth, Chairperson  
Ohio Peace Officer Training Commission

  
Dwight A. Holcomb, Executive Director  
Ohio Peace Officer Training Commission



# OHIO PEACE OFFICER TRAINING COMMISSION & THE OFFICE OF THE ATTORNEY GENERAL

This is to certify that





has successfully met the prescribed program requirements for


Responding to Sexual

Assault


Date: April 08, 2022

  
Dave Yost  
Attorney General

  
Dwight A. Holcomb, Executive Director  
Ohio Peace Officer Training Commission

  
Vernon P. Stanforth, Chairperson  
Ohio Peace Officer Training Commission






# OHIO PEACE OFFICER TRAINING COMMISSION & THE OFFICE OF THE ATTORNEY GENERAL


This is to certify that  
[Redacted]

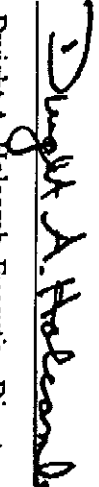
has successfully met the prescribed program requirements for

Domestic Violence Legal  
Updates

Date: March 06, 2022

  
Dave Yost  
Attorney General

  
Vernon P. Stanforth, Chairperson  
Ohio Peace Officer Training Commission

  
Dwight A. Holcomb, Executive Director  
Ohio Peace Officer Training Commission



# CERTIFICATE OF COMPLETION

AWARDED TO



OF BARBERTON POLICE DEPARTMENT (OH)  
IN RECOGNITION OF YOUR SUCCESSFUL COMPLETION OF  
ARREST, SEARCH, & SEIZURE (FOURTH AMENDMENT)

COURSE # LEGL109

2 HOURS OF TRAINING

CERTIFICATE ISSUED FEB 19, 2022

*Mikayla Graves*

Mikayla Graves  
Training Coordinator





CERTIFICATE OF COMPLETION

AWARDED TO



OF BARBERTON POLICE DEPARTMENT (OH)  
IN RECOGNITION OF YOUR SUCCESSFUL COMPLETION OF  
ACTIVE SHOOTER 3  
COURSE # ACTS103  
1 HOUR OF TRAINING  
CERTIFICATE ISSUED JAN 08, 2022

A handwritten signature in black ink, appearing to read "Mica Lunt".

Mica Lunt  
Training Coordinator





# CERTIFICATE OF COMPLETION

AWARDED TO



OF BARBERTON POLICE DEPARTMENT (OH)  
IN RECOGNITION OF YOUR SUCCESSFUL COMPLETION OF

ACTIVE SHOOTER 1

COURSE # ACTS101

1 HOUR OF TRAINING

CERTIFICATE ISSUED DEC 07, 2021

A handwritten signature in black ink, appearing to read "Mica Lunt".

Mica Lunt  
Training Coordinator





# CERTIFICATE OF COMPLETION

AWARDED TO



OF BARBERTON POLICE DEPARTMENT (OH)  
IN RECOGNITION OF YOUR SUCCESSFUL COMPLETION OF  
WORKPLACE STRESS RESILIENCY

COURSE # GNPS112

1 HOUR OF TRAINING

CERTIFICATE ISSUED NOV 06, 2021

*Mikayla Graves*

**Mikayla Graves**  
Training Coordinator





# CERTIFICATE OF COMPLETION

AWARDED TO



OF BARBERTON POLICE DEPARTMENT (OH)  
IN RECOGNITION OF YOUR SUCCESSFUL COMPLETION OF  
DRIVING SAFETY FOR FIRST RESPONDERS

COURSE # PTRL102

1 HOUR OF TRAINING

CERTIFICATE ISSUED OCT 10, 2021

*Mikayla Graves*

Mikayla Graves  
Training Coordinator





# CERTIFICATE OF COMPLETION

AWARDED TO



OF BARBERTON POLICE DEPARTMENT (OH)  
IN RECOGNITION OF YOUR SUCCESSFUL COMPLETION OF  
PUBLIC RECORDING OF POLICE ACTIVITIES

COURSE # LEG1110

1 HOUR OF TRAINING

CERTIFICATE ISSUED AUG 08, 2021

A handwritten signature in cursive script, appearing to read "Starlet Franz".

Starlet Franz  
Training Coordinator





# CERTIFICATE OF COMPLETION

AWARDED TO



OF BARBERTON POLICE DEPARTMENT (OH)  
IN RECOGNITION OF YOUR SUCCESSFUL COMPLETION OF  
UNDERSTANDING AND RESPONDING TO EXCITED DELIRIUM CALLS

COURSE # EMOP102

1 HOUR OF TRAINING

CERTIFICATE ISSUED JUN 12, 2021

A handwritten signature in cursive script, appearing to read "Starlet Franz".

Starlet Franz  
Training Coordinator







# CERTIFICATE OF COMPLETION

AWARDED TO



OF BARBERTON POLICE DEPARTMENT (OH)  
IN RECOGNITION OF YOUR SUCCESSFUL COMPLETION OF  
**DE-ESCALATION AND REASONABLE USE OF FORCE**

**COURSE # 20256-2010**

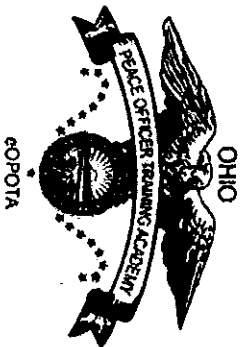
2 HOURS OF TRAINING

CERTIFICATE ISSUED MAY 02, 2021

A handwritten signature in cursive script, appearing to read "Starlet Franz".

**Starlet Franz**  
Training Coordinator





This is to certify that



has completed the Ohio Attorney General's online training course on

Restraint or Confinement of a Pregnant Suspect

Completed on: April 08, 2021

# Barberton Police Department


## 2004 In-Service Training Classroom Portion




*JW.* [Redacted]


### Successfully Completed Training in the following topics:

- Carrying Concealed Weapon Overview - 1 hour
- Search and Seizure Update and Issues - 3 hours
- Child Abuse Investigation for First Responder - 2 hours
- A Child Is Missing Program - 1/2 hour
- Pursuit Policy Review - 1/2 hour

  
Michael C. Kallan  
Chief of Police

4-22-04  
Date of Attendance

  
Vincent G. Morder  
Sergeant, Staff Services





# Barberton Police Department 2007 Victims Training



Attended Victims Training on November 13, 2007

Victims Training- 5 Hours

  
Rev. Robert Denton

  
Michael C. Kallai  
Chief of Police



*This is to certify that*

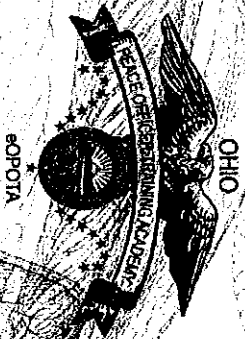


*has completed the Ohio Attorney General's online training course on*

***Awareness of Human Trafficking***

*Completed on: 10/16/2012*

*Completed in: 0:45:34*





*This is to certify that*

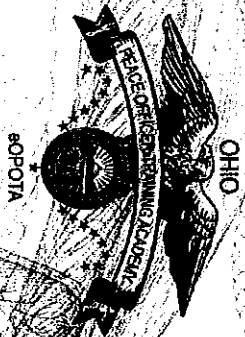


*has completed the Ohio Attorney General's online training course on*

***Responding to Human Trafficking***


*Completed on: 10/16/2012*

*Completed in: 0:47:13*





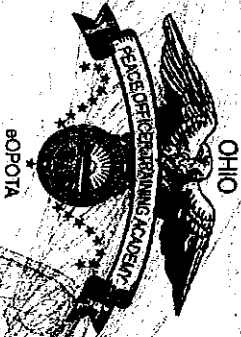
*This is to certify that*




*has completed the Ohio Attorney General's online training course on*  
***OH 1 Crash Report Update***

*Completed on: 10/24/2012*

*Completed in: 1:22:39*






# OHIO PEACE OFFICER TRAINING COMMISSION & THE OFFICE OF THE ATTORNEY GENERAL


This is to certify that



has participated in the advanced training course  
**66-007-13-02: Judgmental Driving Simulator**  
at the Ohio Peace Officer Training Academy given  
**January 15 - 17, 2013**

  
Mike DeWine  
Attorney General

  
Vernon P. Stanforth, Chairperson  
Ohio Peace Officer Training Commission


  
Robert A. Fialta, Executive Director  
Ohio Peace Officer Training Commission





OHIO PEACE OFFICER TRAINING COMMISSION  
&  
THE OFFICE OF THE ATTORNEY GENERAL

This is to certify that



has participated in the advanced training course

**44-004-13-02: Judgmental Firearms Simulator**

at the Ohio Peace Officer Training Academy given

**January 15 - 17, 2013**

*Mike DeWine*


Mike DeWine  
Attorney General

*Vernon P. Stanforth*


Vernon P. Stanforth, Chairperson  
Ohio Peace Officer Training Commission

*Robert A. Fiala*

Robert A. Fiala, Executive Director  
Ohio Peace Officer Training Commission



# Barberton Police Department IN SERVICE TRAINING



**3 Hours Ground Fighting Tactics 10-6-2014**

Lt. Jim Dawson #10

Chief Vince Morber #45



*This is to certify that*



*has completed the Ohio Attorney General's online training course on*  
***Domestic Violence***

*Completed on: 2/5/2015 12:23:05 AM*







*This is to certify that*



*has completed the Ohio Attorney General's online training course on*

***Career Survival: Overall Job Preparedness***


***Completed on: 2/4/2015 3:21:25 AM***







*This is to certify that*



*has completed the Ohio Attorney General's online training course on*

*Identity Theft*

*Completed on: 2/3/2015 5:09:47 AM*







*This is to certify that*



*has completed the Ohio Attorney General's online training course on*

***Interviewing the Crime Victim***

*Completed on: 2/3/2015 3:26:24 AM*







*This is to certify that*



*has completed the Ohio Attorney General's online training course on*

# *DeEscalating Mental Health Crises*

*Completed on: 11/25/2014 5:25:35 AM*







*This is to certify that*



*has completed the Ohio Attorney General's online training course on*

## *Ethics and Professionalism*

*Completed on: 11/25/2014 12:42:47 AM*







*This is to certify that*



*has completed the Ohio Attorney General's online training course on*

***Career Survival: Positive Ways to Be Successful***

*Completed on: 11/25/2014 1:25:53 AM*







*This is to certify that*



*has completed the Ohio Attorney General's online training course on*


# *The Science of Victimology*

*Completed on: 11/26/2014 2:17:00 AM*



eOPOTA





Barberton Police Department


*has successfully completed*

"We Regret to Inform You...."

Providing Sensitive Death Notifications with  
Professionalism, Dignity, and Compassion

August 4, 2015





OHIO PEACE OFFICER TRAINING COMMISSION  
&  
THE OFFICE OF THE ATTORNEY GENERAL

This is to certify that



has successfully completed the Webcast course

**Policing in the 21st Century: Use of Force and De-Escalation**

issued on


May 02, 2016

*Mike DeWine*  
Mike DeWine  
Ohio Attorney General

*Vernon P. Stanforth*  
Vernon P. Stanforth, Chairman  
Ohio Peace Officer Training Commission



*Mary E. Davis*  
Mary E. Davis, Executive Director  
Ohio Peace Officer Training Commission



OHIO PEACE OFFICER TRAINING COMMISSION  
&  
THE OFFICE OF THE ATTORNEY GENERAL

This is to certify that



has successfully completed the Webcast course


**Policing in the 21st Century: Community Relations**

issued on


May 02, 2016



Mike DeWine  
Ohio Attorney General

  
Vernon P. Stanforth, Chairperson  
Ohio Peace Officer Training Commission



  
Mary E. Davis, Executive Director  
Ohio Peace Officer Training Commission





*This is to certify that*



*has completed the Ohio Attorney General's online training course on*

***Career Survival: Professional  
Policing and the Public***


*Completed on: 11/14/2016 1:40:51 AM*







*This is to certify that*



*has completed the Ohio Attorney General's online training course on*

## *Crisis Conflict Management*

*Completed on: 11/14/2016 4:16:06 AM*



60P01A





*This is to certify that*



*has completed the Ohio Attorney General's online training course on*

# *Human Trafficking 2016 Update*

*Completed on: 11/14/2016 1:00:42 AM*







*This is to certify that*



*has completed the Ohio Attorney General's online training course on*

# *01 Blue Courage Foundations*

*Completed on: 2/3/2017 12:00:54 AM*



#POPOTA





*This is to certify that*



***02 Blue Courage The Nobility of  
Policing***

*Completed on: 2/3/2017 3:33:26 AM*

*has completed the Ohio Attorney General's online training course on*




#OPOTA





*This is to certify that*



*has completed the Ohio Attorney General's online training course on*

# *03 Blue Courage Positive Psychology*

*Completed on: 2/7/2017 3:23:13 AM*



#OPOTA





*This is to certify that*



*has completed the Ohio Attorney General's online training course on*

# *04 Blue Courage Health and Wellness*

*Completed on: 2/7/2017 3:52:44 AM*




eOPOTA





*This is to certify that*



*has completed the Ohio Attorney General's online training course on*

***2017 Legal Update: Issues in  
Interrogations and Confessions***

*Completed on: 3/13/2017 5:00:28 AM*



#OPOTA





*This is to certify that*



*has completed the Ohio Attorney General's online training course on*

# ***2017 Legal Update: Search and Seizure Law***

*Completed on: 3/15/2017 2:44:52 AM*



eOPOTA





*This is to certify that*



*has completed the Ohio Attorney General's online training course on*

***2017 Legal Update: Domestic  
Violence Refresher***

*Completed on: 3/31/2017 12:46:33 AM*



OPOTA





*This is to certify that*



*has completed the Ohio Attorney General's online training course on*

# *Understanding Stress and Stress Overload*

*Completed on: 4/17/2017 3:25:04 AM*







*This is to certify that*



*has completed the Ohio Attorney General's online training course on*

# *Wellness and Managing Stress*

*Completed on: 4/17/2017 4:04:36 AM*



©POPTA





*This is to certify that*



*has completed the Ohio Attorney General's online training course on*

## *Missing Persons*

*Completed on: 11/14/2016 4:45:46 AM*



OHIO  
@OPOTA





*This is to certify that*



*has completed the Ohio Attorney General's online training course on*

# *Companion Animal Encounters*


*Completed on: 3/22/2017 4:15:48 AM*

OHIO



#OPOTA





# OHIO PEACE OFFICER TRAINING COMMISSION

## THE OFFICE OF THE ATTORNEY GENERAL

This is to certify that



has successfully completed the Webcast course

### Trauma Informed Policing


issued on

April 25, 2017

Mike DeWine  
Ohio Attorney General



Vernon P. Stanforth, Chairman  
Ohio Peace Officer Training Commission



Mary E. Davis, Executive Director  
Ohio Peace Officer Training Commission







*This is to certify that*



*has completed the Ohio Attorney General's online training course on*  
**2017 Legal Update: Civil Liability for Officers**

*Completed on: 3/13/2017 2:54:18 AM*




eOPOTA



# Certificate of Completion

PRESENTED TO:



For successfully completing 4 hours of Practical Application of Force  
presented by the Barberton Police Department.

November 9, 2017



*P. L. McManis*  
Instructor

*D. S. Smith*  
Chief



# Barberton Police Department 2000 In-Service Training



*Ptl.*



**Attended In-Service Training on May 1<sup>st</sup> & 2nd, 2000**

Drug Lab Awareness / Evidence- 2 Hours

Legal Update- 2 Hours

OH-1 Crash Report Form Conversion- 3 Hours

ASP Baton / Defensive Tactics- 8 Hours

Michael C. Kallai  
Chief of Police

Matthew A. Sunkin  
Sergeant, Staff Services





# Barberton Police Department 2001 In-Service Training



*Ptl.*  
[Redacted]

Attended In-Service Training on March 29<sup>th</sup> & 30<sup>th</sup>, 2001

Rapid Deployment- 3 Hours

Effective Traffic Stops- 4 Hours

Defensive Tactics- 8 Hours

Michael C. Kallai  
Chief of Police

Matthew A. Sunkin  
Sergeant, Staff Services

# Three Ohio State Highway Patrol

Verifies that PTL. [REDACTED]

has completed a course of instruction in

ELECTRONIC SPEED MEASURING DEVICES

OCTOBER 16 - OCTOBER 20 21 00



*Major O. L. A. L.*  
Training Officer  
*Car Kenneth M. [REDACTED]*  
Patrol Superintendent



# Heartsaver CPR

Rob Mingle

This card certifies that the above individual has successfully completed the national cognitive and skills evaluations in accordance with the curriculum of the AHA for the Heartsaver CPR Program. Adult CPR / Pediatric CPR / Adult CPR & AED

MAR

2004

MAR

2006

Issue Date

Recommended Renewal Date

AHA Region

OH

Community Training Center

BCH

Training Site

BFD

Instructor

STEPHEN IONNO

Holder's Signature

©2000 American Heart Association Tampering with this card will alter its appearance. 70-2961

70-2961 5-02



# Heartsaver CPR

[Redacted Name]

This card certifies that the above individual has successfully completed the national cognitive and skills evaluations in accordance with the curriculum of the AHA for the Heartsaver CPR Program. Adult CPR / Pediatric CPR / Adult CPR & AED

MAR

2004

MAR

2006

Issue Date

Recommended Renewal Date

AHA Region

OH

Community Training Center

BCH

Training Site

BFD

Instructor

STEPHEN IONNO

Holder's Signature

©2000 American Heart Association Tampering with this card will alter its appearance. 70-2961

70-2961 5-02



# Heartsaver CPR

James Dawson

This card certifies that the above individual has successfully completed the national cognitive and skills evaluations in accordance with the curriculum of the AHA for the Heartsaver CPR Program. Adult CPR / Pediatric CPR / Adult CPR & AED

MAR

2004

MAR

Issue Date

Recommended Renewal Date

AHA Region

OH

Community Training Center

BCH

Training Site

BFD

Instructor

STEPHEN IONNO

Holder's Signature

©2000 American Heart Association Tampering with this card will alter its appearance. 70-2961

70-2961 5-02



**United States Department of Justice  
Drug Enforcement Administration**



*This is to certify that*



*has successfully completed the course of instruction in*

**HIGHWAY INTERDICTION**

*conducted by the United States  
Drug Enforcement Administration*

*&*

*the El Paso Intelligence Center*

*Given this 29<sup>th</sup> day of*

*January*

*20 04*

*[Signature]*

*Director El Paso Intelligence Center*

*[Signature]*

*Staff Coordinator*

# John E. Reid and Associates

Chicago, Illinois


Hereby Certifies That



Attended and successfully completed a Course

on

## Street Crimes and Surveillance Techniques



*Pat McEachern*  
Course Instructor

April 14 - 16, 2003  
Dates Attended



# Outdoor Specialties



DESICER



Has successfully completed eight hours of class work at


TACTICAL SUBMACHINE GUN - II

*on this day*

15 SEPT 2001

Instructor: Ken Hackathorn


Ken Hildebrand







**TASER**  
INTERNATIONAL®



*This Certifies that*  
**Officer** [Redacted]

*is trained in the proper and safe use of the TASER® X26 Conducted Energy Weapon and has passed the requirements of the TASER X26 law enforcement and corrections training program under the supervision of a Certified Instructor. Certification will expire one year from date of signature.*

*In Witness Whereof, Certified Instructor*

**Officer Brian Davis #41**


*has certified the successful completion of the training requirements this day:*

**July 20, 2004**

*Certified Instructor:*

*Certified Instructor ID:*

**040713035981412871346C**



# Heartsaver AED

*David Dawson*

This card certifies that the above individual has successfully completed the national cognitive and skills evaluations in accordance with the curriculum of the AHA for the Heartsaver AED Program. Adult CPR & AED / Child CPR & AED / Infant CPR

**FEB 01 2006**

Issue Date

**FEB 01 2008**

Recommended Renewal Date

AHA Region **OHIO REGION**

Community Training Center **CLEVELAND CLINIC FOUNDATION**


Training Site **Public Safety Educators  
P.O. Box 950**

Instructor **STEPHEN IONINO**  
**Barberton, Ohio 44203**

Holder's Signature

©2000 American Heart Association Tampering with this card will alter its appearance. 70-2810

70-2810 R6/04



# Heartsaver AED

*Steve Burt*

This card certifies that the above individual has successfully completed the national cognitive and skills evaluations in accordance with the curriculum of the AHA for the Heartsaver AED Program. Adult CPR & AED / Child CPR & AED / Infant CPR

**FEB 01 2006**

Issue Date

**FEB 01 2008**

Recommended Renewal Date

AHA Region **OHIO REGION**

Community Training Center **CLEVELAND CLINIC FOUNDATION**

Training Site **Public Safety Educators  
P.O. Box 950**

Instructor **STEPHEN IONINO**  
**Barberton, Ohio 44203**

Holder's Signature

©2000 American Heart Association Tampering with this card will alter its appearance. 70-2810

70-2810 R6/04



# Heartsaver CPR-AED

This card certifies that the above individual has successfully completed the national cognitive and skills evaluations in accordance with the curriculum of the American Heart Association for the Heartsaver CPR Program. Adult / Infant and Child -AED

**FEB 01 2006**

Issue Date

**FEB 01 2008**

Recommended Renewal Date

AHA Region **OHIO REGION**

Community Training Center **Cleveland Clinic Foundation**


Training Site **Public Safety Educators  
P.O. Box 950  
Barberton, Ohio 44203**

Instructor **STEPHEN IONINO**

Holder's Signature

©2000 American Heart Association Tampering with this card will alter its appearance. 70-2912

70-2912 R-12/01



Mobile Data Terminals  
CERTIFICATION

This document certifies that



has passed the

**Mobile Data Terminals**

test and should be afforded the rights and responsibilities pertaining thereto.

Awarded this  
19th day of December, 2010

STEPHEN IONNO

MAR - - 2010 MAR - - 2012



AUTOMATED EXTERNAL DEFIBRILLATION (AED)

TRAINING COMPLETION CARD



AMERICAN SAFETY & HEALTH INSTITUTE


This certifies that

Bill Pfeiffer

has completed a course in

AUTOMATED EXTERNAL DEFIBRILLATION (AED)

TRAINING COMPLETION CARD



AMERICAN SAFETY & HEALTH INSTITUTE

This certifies that

Steve Tomcsik

has completed a course in

AUTOMATED EXTERNAL DEFIBRILLATION (AED)

TRAINING COMPLETION CARD



AMERICAN SAFETY & HEALTH INSTITUTE

This certifies that

Cynthia Fogle

has completed a course in

AUTOMATED EXTERNAL DEFIBRILLATION (AED)

TRAINING COMPLETION CARD



AMERICAN SAFETY & HEALTH INSTITUTE

This certifies that

Brandon Watson

has completed a course in

AUTOMATED EXTERNAL DEFIBRILLATION (AED)

TRAINING COMPLETION CARD

Public Safety Education  
P.O. Box 950  
Barberton, Ohio 44203  
This program meets the requirements of FDA, DOT, EMS authorities and other agencies. This card does not guarantee future performance nor imply any licensure. For comments or concerns, call ASH Institute, (800) 246-5101, www.ashinstitute.com.

CPR SUBCOMMITTEE APPROVED COMPLETION CARD  
STEPHEN IONNO  
Instructor/Facilitator (Print Name)

MAR - - 2010 MAR - - 2012

Date Completed Renewal Date

Public Safety Education  
Training Agency Note  
P.O. Box 950  
Barberton, Ohio 44203  
This program meets the requirements of FDA, DOT, EMS authorities and other agencies. This card does not guarantee future performance nor imply any licensure. For comments or concerns, call ASH Institute, (800) 246-5101, www.ashinstitute.com.

CPR SUBCOMMITTEE APPROVED COMPLETION CARD  
STEPHEN IONNO  
Instructor/Facilitator (Print Name)

MAR - - 2010 MAR - - 2012

Date Completed Renewal Date

Public Safety Education  
Training Agency Note  
P.O. Box 950  
Barberton, Ohio 44203  
This program meets the requirements of FDA, DOT, EMS authorities and other agencies. This card does not guarantee future performance nor imply any licensure. For comments or concerns, call ASH Institute, (800) 246-5101, www.ashinstitute.com.

CPR SUBCOMMITTEE APPROVED COMPLETION CARD  
STEPHEN IONNO  
Instructor/Facilitator (Print Name)

MAR - - 2010 MAR - - 2012

Date Completed Renewal Date

Public Safety Education  
Training Agency Note  
P.O. Box 950  
Barberton, Ohio 44203  
This program meets the requirements of FDA, DOT, EMS authorities and other agencies. This card does not guarantee future performance nor imply any licensure. For comments or concerns, call ASH Institute, (800) 246-5101, www.ashinstitute.com.

CPR SUBCOMMITTEE APPROVED COMPLETION CARD  
STEPHEN IONNO  
Instructor/Facilitator (Print Name)

MAR - - 2010 MAR - - 2012

Date Completed Renewal Date

Public Safety Education  
Training Agency Note  
P.O. Box 950  
Barberton, Ohio 44203  
This program meets the requirements of FDA, DOT, EMS authorities and other agencies. This card does not guarantee future performance nor imply any licensure. For comments or concerns, call ASH Institute, (800) 246-5101, www.ashinstitute.com.

# CERTIFICATE OF COMPLETION

THIS CERTIFICATE IS AWARDED TO



FOR THE SUCCESSFUL COMPLETION OF THE

BARBERTON POLICE PATROL RIFLE OPERATOR COURSE



INSTRUCTOR Lt. J. J. #24

DATE 3.30.09

A handwritten signature in black ink, likely belonging to the Chief of Police.

CHIEF OF POLICE

DATE 3.30.09





# CERTIFICATE OF COMPLETION

This is to certify that



has successfully completed the

## **MASTERDRIVE EMERGENCY RESPONSE OPERATIONS COURSE**

comprised of a 16-hour course in Police Emergency Response  
April 26-27, 2001

  
\_\_\_\_\_

K. D. Stout, President of MasterDrive

  
\_\_\_\_\_

G. A. Wade, Director of Operations.

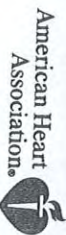


# Heartsaver AED

[Redacted]

This card certifies that the above individual has successfully completed the national cognitive and skills evaluations in accordance with the curriculum of the AHA for the Heartsaver AED Program. Adult CPR & AED / Child CPR & AED / Infant CPR

Issue Date **MAR** 2008 Recommended Renewal Date **MAR** 2010



*Learn and Live*

AHA  
Region

**OHIO REGION**

Community  
Training Center

**CLEVELAND CLINIC FOUNDATION**

Training  
Site

Public Safety Foundation  
P.O. Box 950  
Barberton, Ohio 44203

Instructor

**STEPHEN IONNO**

Holder's  
Signature

©2000 American Heart Association

Tampering with this card will alter its appearance. 70-2810

# Emergency Management Institute



## FEMIA

This Certificate of Achievement is to acknowledge that



has reaffirmed a dedication to serve in times of crisis through continued professional development and completion of the independent study course:

**IS-00100.LEa**

**Introduction to the Incident Command System,  
ICS-100 for Law Enforcement**

*Issued this 15th Day of September, 2009*

A handwritten signature in black ink, appearing to read "Cortez Lawrence".

Cortez Lawrence, PhD  
Superintendent  
Emergency Management Institute



# Emergency Management Institute



## FHEMIA

This Certificate of Achievement is to acknowledge that




has reaffirmed a dedication to serve in times of crisis through continued professional development and completion of the independent study course:


**IS-00700.a**

**National Incident Management System (NIMS)  
An Introduction**

*Issued this 15th Day of September, 2009*



  
Cortez Lawrence, PhD  
Superintendent  
Emergency Management Institute



This is to certify that



has successfully completed the Ohio LEADS testing on

May 27, 2014

by completing the following exam:

Inquiry Test

This certificate is good through

May 27, 2016



# The Ohio State Highway Patrol

Verifies that PTL. [REDACTED]


has completed a course of instruction in

ELECTRONIC SPEED MEASURING DEVICES

OCTOBER 16 - OCTOBER 20 20 00



*Major O. P. A. L.*  
Training Officer  
*Col. Kenneth L. Marshall*  
Patrol Superintendent



This is to certify that



has successfully completed the Ohio LEADS testing on

December 13, 2012

by completing the following exam:

Inquiry Test

This certificate is good through

December 13, 2014





**AMERICAN SAFETY  
& HEALTH INSTITUTE**

*This certifies that*

[Redacted Name]

*has completed a course in*

**AUTOMATED EXTERNAL DEFIBRILLATION (AED)**

**TRAINING COMPLETION CARD**

**CPR SUBCOMMITTEE APPROVED COMPLETION CARD**

**STEPHEN IONNO**  
Instructor/Facilitator (Print Name)

.....  
Signature

12/1/15

Date Completed

12/2017

Renewal Date

**PUBLIC SAFETY CLUB**

**P.O. Box 950**  
Training Agency Note

**Barberton, Ohio 44203**

This program meets the requirements of FDA, DOT, EMS authorities and other agencies. This card does not guarantee future performance nor imply any licensure. For comments or concerns, call [Redacted]

Name  
Address  
Address  
City, State, Zip

Barberton Police

Course Completion Date: 1/17/17  
Course Expiration Date: 1/2019



National Safety Council®

CPR/AED/BB/First Aid

Control No.

Security Control No.  
174542

Training Center: PSE  
Instructor Name: S. Iomho  
Instructor Number:

INSTITUTE®

This is to Certify that


Ofc. [REDACTED]

Barberton Police Department

has successfully completed the Summit County Multi-Agency

# Crisis Intervention Team Training

September 25-29, 2017

  
Michael S. Woody

President - CIT International Inc.

Law Enforcement Liaison, The Ohio Criminal

Justice Coordinating Center of Excellence





Douglas A. Smith, M.D., FAPA

Chief Clinical Officer

County of Summit Alcohol, Drug Addiction and  
Mental Health Services (ADM) Board



**AMERICAN SAFETY  
& HEALTH INSTITUTE**

This certifies that

\_\_\_\_\_ has completed a course in

**CPR / FA &  
AUTOMATED EXTERNAL DEFIBRILLATION (AED)**

**TRAINING COMPLETION CARD**

**CPR SUBCOMMITTEE APPROVED COMPLETION CARD**

Instructor/Facilitator **STEPHEN ROMNO**

Holder's Signature

3/27/19 3/2021  
Date Completed **Public Safety Educators**

**P.O. Box 950  
Barberton, OH 44202**

Training Agency Note

This program meets the requirements of FDA, DOT, EMS authorities and other agencies.  
This card does not guarantee future performance nor imply any licensure. For comments  
or concerns, call ASH Institute, (800) 246-5101, www.ashinstitute.com.



# AMERICA'S STANDARD IN TRAINING



TEXAS STATE UNIVERSITY

DATED October 17, 2017

Director, Director of Trauma

Dr. Pete Blum, Executive Director

ALERRT.ORG

# Three Ohio State Highway Patrol

Verifies that OFC. [REDACTED]  
has completed a course of instruction in

**BASIC TRAFFIC CRASH INVESTIGATION**

MARCH 27 - 31 2000

Major D. J. Aude Training Officer


Col. Kenneth J. McCallister Chief Superintendent





*The University of Akron Wayne College*  
*Noncredit Continuing Education*

This is to certify that





Has Successfully Completed

**BAC Datamaster/Verifier/Intoxilyzer**  
**5000 Certification**

and is hereby granted this certificate  
on this 17th day of March, 2000

CEUs - 1.20

  
Craig Yann  
Instructor

  
Dr. John Kristofco  
Dean

**The University of Akron Wayne College  
Noncredit Continuing Education**

This is to certify that



Has Successfully Completed

**Crime Scene Management**

and is hereby granted this certificate  
on this 12th day of November, 1999

CEUs - 0.70

Roy Craven  
Instructor

A handwritten signature in black ink, appearing to read 'Roy Craven', written over a horizontal line.

Dr. John Kristofco  
Dean

A handwritten signature in black ink, appearing to read 'John Kristofco', written over a horizontal line.

# The Ohio State Highway Patrol

*Certifies that [redacted] has completed the construction in*

*Advanced Detection, Apprehension and Prosecution of Persons Under the Influence of Alcohol (Improved Sobriety Testing - Horizontal Gaze Nystagmus)*

REGIONAL [redacted]

May 5 to May 6 19 99

OHIO Major O. F. Adl TRAINING OFFICER

Col. Kenneth S. McCall PATROL SUPERINTENDENT





**Office of Ohio Attorney General**  
**Ohio Peace Officer Training Academy**  
**Officer Record**



OPOTA London Campus  
 1650 State Route 56 SW  
 P.O. Box 309  
 London, OH 43140  
 Phone: 740-845-2700

██████████ Barberton Police Department, ID: ██████████

**Appointment History\***

Agency	Employee Status	Start Date	End Date
Medina County Sheriff's Office		1/30/1997	2/20/2002
Barberton Police Department	Full-time	9/21/1998	

**Basic Academy Records**

School Number	School	Start Date	End Date	Exam Date	Certificate Number	Certificate Date	Appointed By	Appointed Date
CBT96-024	Medina County Law Enforcement Training Academy	5/6/1996	5/29/1996		██████████	6/26/1996		
BAS96-099	Medina County Sheriff's Training Academy	8/26/1996	2/21/1997		██████████	2/21/1997	Medina County Sheriff's Office	1/30/1997

**OPOTA Advanced Training Records\*\***

Course Title	Start Date	End Date
Judgmental Driving Simulator	1/15/2013	1/17/2013
Judgmental Firearms Simulator	1/15/2013	1/17/2013
Policing in the 21st Century: Use of Force and De-Escalation Webcast	1/1/2016	12/13/2016
Policing in the 21st Century: Community Policing Relations Webcast	1/1/2016	12/13/2016

**Canine Training Records**

Canine School	Certificate Date	Canine Unit	Certificate Type	Specialty	Renewal Date
---------------	------------------	-------------	------------------	-----------	--------------

## Canine Training Records

No Records Found

**\* The appointment records listed above reflect the appointment and separation information as reported to OPOTC pursuant to section 109.761 of the Revised Code. Neither OPOTC, nor it's staff, have independent knowledge of the information contained in these records. Please be advised that changes to an officers appointment history may require up to 5 business days after submission to be reflected accurately.**

**\*\*The advanced training records listed above reflect ONLY THOSE trainings the peace officer scheduled through OPOTA. Records reflecting advanced training conducted by the peace officer's agency, or conducted by another organization, are not maintained by OPOTC. Requests for any such records should be directed to the peace officer's employing agency or the organization who conducted the training.**

**From:** Nicholas Valente [Nicholas.Valente@OhioAGO.gov]  
**To:** Todd Clark [Todd.Clark@OhioAGO.gov]  
**Subject:** FW: Barberton PD Officer [REDACTED] Records Request  
**Sent:** Wed 1/18/2023 10:21 AM GMT-05:00  
**Importance:** Normal



Nick Valente  
Special Agent –Special Investigations Unit  
Bureau of Criminal Investigation  
Office of Ohio Attorney General Dave Yost  
Office number: 234-400-3622  
Cell number: 614-208-8405  
[Nicholas.Valente@OhioAGO.gov](mailto:Nicholas.Valente@OhioAGO.gov)

Confidentiality Notice: This message is intended for use only by the individual or entity to whom or which it is addressed and may contain information that is privileged, confidential and/or otherwise exempt from disclosure under applicable law. If the reader of this message is not the intended recipient, or the employee or agent responsible for delivering the message to the intended recipient, you are hereby notified that any dissemination, distribution or copying of this communication is strictly prohibited. If you have received this communication in error, please notify me immediately by telephone.

---

**From:** Arturo De Leon <Arturo.DeLeon@OhioAGO.gov>  
**Sent:** Wednesday, January 18, 2023 10:20 AM  
**To:** Nicholas Valente <Nicholas.Valente@OhioAGO.gov>  
**Subject:** RE: Barberton PD Officer [REDACTED] Records Request

Nick,

Sorry for the delayed response. Attached is the information you requested. The first sheet is from our [Public Records Portal](#) which anyone now has access to.

Best Regards,



**Arturo (Art) DeLeon**  
Certification Specialist- Northeast Region  
Ohio Peace Officer Training Academy  
Office of Ohio Attorney General Dave Yost  
Office number: (740) 845-2683  
Fax number: (866) 483-1103  
[Arturo.DeLeon@OhioAGO.gov](mailto:Arturo.DeLeon@OhioAGO.gov)

---

**From:** Nicholas Valente <[Nicholas.Valente@OhioAGO.gov](mailto:Nicholas.Valente@OhioAGO.gov)>  
**Sent:** Wednesday, January 4, 2023 9:10 AM  
**To:** Arturo De Leon <[Arturo.DeLeon@OhioAGO.gov](mailto:Arturo.DeLeon@OhioAGO.gov)>  
**Cc:** Matthew Armstrong <[Matthew.Armstrong@OhioAGO.gov](mailto:Matthew.Armstrong@OhioAGO.gov)>  
**Subject:** Barberton PD Officer [REDACTED] Records Request



Certification Officer DeLeon,

My name is Nick Valente and I am a Special Agent with BCI based out of the Richfield, Ohio office. We are investigating an officer-involved shooting that occurred on December 26, 2022 in Barberton, Ohio.

Part of our investigation involves obtaining and reviewing records related to the officer(s) who used force, including their OPOTC certification status and any OPOTA training on file.

Please consider this email as an official request to obtain records for the following officer:

- \* Officer [REDACTED]  
Agency: Barberton Police Department

Please send any available records/information regarding the above listed officer including certification status, training record, and advanced training record.

Please contact me if there are any questions about this request. Thank you in advance.



Nick Valente  
Special Agent –Special Investigations Unit  
Bureau of Criminal Investigation  
Office of Ohio Attorney General Dave Yost  
Office number: 234-400-3622  
Cell number: 614-208-8405  
[Nicholas.Valente@OhioAGO.gov](mailto:Nicholas.Valente@OhioAGO.gov)

Confidentiality Notice: This message is intended for use only by the individual or entity to whom or which it is addressed and may contain information that is privileged, confidential and/or otherwise exempt from disclosure under applicable law. If the reader of this message is not the intended recipient, or the employee or agent responsible for delivering the message to the intended recipient, you are hereby notified that any dissemination, distribution or copying of this communication is strictly prohibited. If you have received this communication in error, please notify me immediately by telephone.



**Office of Ohio Attorney General**  
**Ohio Peace Officer Training Academy**  
**Officer Record**



OPOTA London Campus  
 1650 State Route 56 SW  
 P.O. Box 309  
 London, OH 43140  
 Phone: 740-845-2700

██████████ Barberton Police Department, ID: ██████████

**Appointment History\***

Agency	Employee Status	Start Date	End Date
Medina County Sheriff's Office		1/30/1997	2/20/2002
Barberton Police Department	Full-time	9/21/1998	

**Basic Academy Records**

School Number	School	Start Date	End Date	Exam Date	Certificate Number	Certificate Date	Appointed By	Appointed Date
CBT96-024	Medina County Law Enforcement Training Academy	5/6/1996	5/29/1996		██████████	6/26/1996		
BAS96-099	Medina County Sheriff's Training Academy	8/26/1996	2/21/1997		██████████	2/21/1997	Medina County Sheriff's Office	1/30/1997

**OPOTA Advanced Training Records\*\***

Course Title	Start Date	End Date
Judgmental Driving Simulator	1/15/2013	1/17/2013
Judgmental Firearms Simulator	1/15/2013	1/17/2013
Policing in the 21st Century: Use of Force and De-Escalation Webcast	1/1/2016	12/13/2016
Policing in the 21st Century: Community Policing Relations Webcast	1/1/2016	12/13/2016

**Canine Training Records**

Canine School	Certificate Date	Canine Unit	Certificate Type	Specialty	Renewal Date
---------------	------------------	-------------	------------------	-----------	--------------

## Canine Training Records

No Records Found

**\* The appointment records listed above reflect the appointment and separation information as reported to OPOTC pursuant to section 109.761 of the Revised Code. Neither OPOTC, nor it's staff, have independent knowledge of the information contained in these records. Please be advised that changes to an officers appointment history may require up to 5 business days after submission to be reflected accurately.**

**\*\*The advanced training records listed above reflect ONLY THOSE trainings the peace officer scheduled through OPOTA. Records reflecting advanced training conducted by the peace officer's agency, or conducted by another organization, are not maintained by OPOTC. Requests for any such records should be directed to the peace officer's employing agency or the organization who conducted the training.**



Attorney General  
Betty D. Montgomery

Ohio Peace Officer  
Training Commission



July 30, 1999

Lt. William Pfeiffer  
Barberton Police Dept.  
576 W. Park Avenue  
Barberton, OH 44203

Re: Certification Status of [REDACTED]

Dear Lt. Pfeiffer:

This is in response to your inquiry concerning the updating of peace officer training to maintain Ohio peace officer certification.

According to Rule 109:2-1-12(C) of the Ohio Administrative Code, persons who have previously been certified by the Ohio Peace Officer Training Commission and have had a break in peace officer service for less than one year may be re-appointed as a peace officer, but must complete any specialized training that has been mandated for re-appointed officers. In the case of the above-referenced individual, no such training mandates apply. Accordingly, no additional training is required at this time.

Note that this determination is made based upon information and documents submitted by you and the individual in question. Should the information provided prove inaccurate, this determination becomes void.

See the enclosure for information concerning requirements for annual firearms requalification.

Sincerely,

Toni D. DiSalvo  
Certification Officer  
Certification & Standards Division

TDD/vlf

NATR.602

P. O. Box 309 / London, Ohio 43140  
Phone: (614) 644-7682 / 466-7771 / (740) 852-4848  
FAX: (614) 728-5150  
www.ag.state.oh.us  
An Equal Opportunity Employer

SSN: JUL 30 [redacted] Name [redacted]

ST

School #  
BAS 96- 099

Open Enrollment

Decertified

School Name

School Dates

MEDINA CO. LAW ENFORCEMENT TRAINING ACADEMY

08/26/96-02/21/97

Appointed By

Appt. Date

MEDINA COUNTY SO

01/30/97

Cert. # [redacted] Cert. Date 02/21/97

FOR OFFICE USE ONLY:

A B C D E F

Comments

RETURNED UPDATE 7/1/99 TO BARBERTON PD.

### UPDATE TRAINING EVALUATION DETERMINATION

NO TRAINING REQUIRED

RETURN

DOMESTIC VIOLENCE

NO RE-APPOINTMENT

ABUSE/NEGLECTED CHILDREN

NO BREAK IN SERVICE

07/29/99

MISSING CHILDREN

NOT CERTIFIED

Page

1

CRISIS INTERVENTION

REFRESHER/EXAM

BASIC TRAINING

Date To Be Completed: \_\_\_\_\_

COMMENTS: \_\_\_\_\_

\_\_\_\_\_

\_\_\_\_\_

\_\_\_\_\_

\_\_\_\_\_

\_\_\_\_\_

Determination Date: 7-30-99 Certification Officer TD



OHIO 'NOON  
NOISSIWOON GNINIWT  
TRAINING COMMISSION

Attorney General  
Betty D. Montgomery

JUL 22 1998

Ohio Peace Officer  
Training Commission



PEACE OFFICER  
RECEIVED

### UPDATE TRAINING EVALUATION INFORMATION OHIO PEACE OFFICER CERTIFICATION

NAME: \_\_\_\_\_ PHONE: \_\_\_\_\_  
LAST FIRST M.I.

ADDRESS: \_\_\_\_\_ Doylestown, \_\_\_\_\_ 44230  
NUMBER/P.O. BOX STREET CITY ZIP CODE

SOCIAL SECURITY NUMBER: \_\_\_\_\_ DATE OF BIRTH: 12/10/69

ACADEMY ATTENDED: Medina County Sheriff DATES ATTENDED: Aug 1997 - Jan 1998

\*\*\*\*\*  
Please see information and instructions on enclosed sheet. Complete the following peace officer employment and appointment history beginning with the original peace officer appointment held at the time of attending basic training and including the current appointment held. List complete agency mailing address, phone number, and exact dates of peace officer appointments (month and year is not sufficient). INCOMPLETE FORMS WILL BE RETURNED WITHOUT ACTION!  
\*\*\*\*\*

Appointed by: Medina County Sheriff's Office Medina  
AGENCY NAME COUNTY

From: 1/16/97 To: 9/14/98 Position title: Special Deputy  
MONTH/DATE/YEAR MONTH/DATE/YEAR (SPECIAL DEPUTY, RESERVE OFFICER, ETC.)

Employment status: Full-Time  Part-Time  Auxiliary/Reserve/Special xxx

Appointed by: City of Barberton Police Department Summit  
AGENCY NAME COUNTY

From: 9-21-98 To: Present Position title: Police Officer  
MONTH/DATE/YEAR MONTH/DATE/YEAR (SPECIAL DEPUTY, RESERVE OFFICER, ETC.)

Employment status: Full-Time  Part-Time  Auxiliary/Reserve/Special

Appointed by: \_\_\_\_\_  
AGENCY NAME COUNTY


From: \_\_\_\_\_ To: \_\_\_\_\_ Position title: \_\_\_\_\_  
MONTH/DATE/YEAR MONTH/DATE/YEAR (SPECIAL DEPUTY, RESERVE OFFICER, ETC.)

Employment status: Full-Time  Part-Time  Auxiliary/Reserve/Special

{ COMPLETE REVERSE SIDE }

SF192

4/1/99



P.O. Box 309 / London, Ohio 43140  
Phone: (614) 644-7682 / (614) 466-7771 / (740) 852-4848  
FAX: (614) 728-5150  
www.ag.state.oh.us  
An Equal Opportunity Employer



# OHIO PEACE OFFICER COMMISSION/APPOINTMENT HISTORY, continued

Appointed by: \_\_\_\_\_  
AGENCY NAME COUNTY

From: \_\_\_\_\_ To: \_\_\_\_\_ Position title: \_\_\_\_\_  
MONTH/DATE/YEAR MONTH/DATE/YEAR (SPECIAL DEPUTY, RESERVE OFFICER, ETC.)

Employment status: Full-Time  Part-Time  Auxiliary/Reserve/Special

Appointed by: \_\_\_\_\_  
AGENCY NAME COUNTY

From: \_\_\_\_\_ To: \_\_\_\_\_ Position title: \_\_\_\_\_  
MONTH/DATE/YEAR MONTH/DATE/YEAR (SPECIAL DEPUTY, RESERVE OFFICER, ETC.)

Employment status: Full-Time  Part-Time  Auxiliary/Reserve/Special

Appointed by: \_\_\_\_\_  
AGENCY NAME COUNTY

From: \_\_\_\_\_ To: \_\_\_\_\_ Position title: \_\_\_\_\_  
MONTH/DATE/YEAR MONTH/DATE/YEAR (SPECIAL DEPUTY, RESERVE OFFICER, ETC.)

Employment status: Full-Time  Part-Time  Auxiliary/Reserve/Special

**THIS SECTION TO BE COMPLETED BY THE REQUESTING INDIVIDUAL AND THE REQUESTING OFFICIAL IN THE PRESENCE OF A NOTARY PUBLIC OR OTHER PERSON AUTHORIZED TO ADMINISTER OATHS.**

This is to certify that the information set forth in this form is true and accurate to the best of MY knowledge. All requested information has been researched for accuracy and, where applicable or necessary, documentation has been attached for purposes of verification and/or explanation. It is understood that, should any of the provided information be discovered inaccurate, it will void the determination made from this request. Further, it is also understood that submission of false information submitted to a governmental organization in pursuit of certification is a violation of section 2921.13 of the Ohio Revised Code.

[Redacted Signature]  
 SIGNATURE OF REQUESTING INDIVIDUAL  
LT William Pfeiffer  
 SIGNATURE OF REQUESTING OFFICIAL  
Lt. William Pfeiffer  
 TYPED NAME OF REQUESTING OFFICIAL

Barberton Police Department  
 NAME OF REQUESTING AGENCY  
576 W. Park Avenue  
 MAILING ADDRESS OF REQUESTING OFFICIAL  
Barberton OH 44203  
 MAILING ADDRESS (continued)

Subscribed and duly sworn before me according to law by the above-named individual the 19 day of July, 1999 at Barberton in the county of Summit and State of Ohio

Signature of Notary/Authorized Official Margaret R. Myers  
 Official Title Notary Public

(Place notarial seal here)

Commission Expiration Date \_\_\_\_\_  
MARGARET R. MYERS, Notary Public  
State of Ohio  
 My Commission Expires 7-24-00





Attorney General  
Betty D. Montgomery

Ohio Peace Officer  
Training Commission



July 1, 1999

Lt. William R. Pfeiffer  
Barberton Police Dept.  
576 W. Park Avenue  
Barberton, OH 44203

Return of Update Evaluation Form for  
[REDACTED]

Dear Lt. Pfeiffer:

The enclosed Update Training Evaluation Packet is being returned for the following reason(s):

Please check beginning date of appointment with Barberton Police Department. The beginning date states 9/21/99 which hasn't happened yet.

Upon receipt of the above information, we will conduct our review and issue the appropriate requirement statement. Thank you for your cooperation.

Sincerely,

A handwritten signature in cursive script that reads "Toni D. DiSalvo".

Toni D. DiSalvo  
Certification Officer  
Certification & Standards Division

TDD/vlf

P. O. Box 309 / London, Ohio 43140  
Phone: (614) 644-7682 / 466-7771 / (740) 852-4848  
FAX: (614) 728-5150  
[www.ag.state.oh.us](http://www.ag.state.oh.us)  
An Equal Opportunity Employer

JUN 10

SSN:

Name

T

School #

BAS 96- 099

Open Enrollment

Decertified

School Name

School Dates

MEDINA COUNTY LAW ENF. TRAINING ACADEMY

08/26/96-02/21/97

Appointed By

Appt. Date

MEDINA COUNTY SO

01/30/97

Cert. #

Cert. Date

02/21/97

FOR OFFICE USE ONLY:

A B C D E F

Comments

### UPDATE TRAINING EVALUATION DETERMINATION

NO TRAINING REQUIRED

RETURN

DOMESTIC VIOLENCE

NO RE-APPOINTMENT

ABUSE/NEGLECTED CHILDREN

NO BREAK IN SERVICE

06/09/99

MISSING CHILDREN

NOT CERTIFIED

Page

1

CRISIS INTERVENTION

REFRESHER/EXAM

BASIC TRAINING


Date To Be Completed: ~~9-21-00~~

COMMENTS:

Please check beginning date of appointment with Barbenton Police Dept. The beginning dates states 9-21-99 which hasn't happened yet.


Determination Date: 6-30-99

Certification Officer TDD



Attorney General  
Betty D. Montgomery

Ohio Peace Officer  
Training Commission



### UPDATE TRAINING EVALUATION INFORMATION OHIO PEACE OFFICER CERTIFICATION

NAME: [REDACTED] [REDACTED] [REDACTED] PHONE: [REDACTED]  
LAST FIRST M.I.

ADDRESS: [REDACTED] DOYLESTOWN 44230  
NUMBER/P.O. BOX STREET CITY ZIP CODE

SOCIAL SECURITY NUMBER: [REDACTED] DATE OF BIRTH: 12-10-69

ACADEMY ATTENDED: MEDINA COUNTY DATES ATTENDED: AUG. 1997 - JAN. 98

.....  
Please see information and instructions on enclosed sheet. Complete the following peace officer employment and appointment history beginning with the original peace officer appointment held at the time of attending basic training and including the current appointment held. List complete agency mailing address, phone number, and exact dates of peace officer appointments (month and year is not sufficient). INCOMPLETE FORMS WILL BE RETURNED WITHOUT ACTION!  
.....

Appointed by: MEDINA COUNTY SHERIFF'S OFFICE MEDINA  
AGENCY NAME COUNTY

From: 1-16-97 To: 9-14-98 Position title: SPECIAL DEPUTY  
MONTH/DATE/YEAR MONTH/DATE/YEAR (SPECIAL DEPUTY, RESERVE OFFICER, ETC.)

Employment status: Full-Time \_\_\_ Part-Time \_\_\_ Auxiliary/Reserve/Special X

Appointed by: BARBERTON POLICE SUMMIT  
AGENCY NAME COUNTY

From: 9-21-99 To: PRESENT Position title: POLICE OFFICER  
MONTH/DATE/YEAR MONTH/DATE/YEAR (SPECIAL DEPUTY, RESERVE OFFICER, ETC.)

Employment status: Full-Time X Part-Time \_\_\_ Auxiliary/Reserve/Special \_\_\_

Appointed by: \_\_\_\_\_  
AGENCY NAME COUNTY

From: \_\_\_\_\_ To: \_\_\_\_\_ Position title: \_\_\_\_\_  
MONTH/DATE/YEAR MONTH/DATE/YEAR (SPECIAL DEPUTY, RESERVE OFFICER, ETC.)

Employment status: Full-Time \_\_\_ Part-Time \_\_\_ Auxiliary/Reserve/Special \_\_\_

{ COMPLETE REVERSE SIDE }

SF192

4/1/99

P.O. Box 309 / London, Ohio 43140  
Phone: (614) 644-7662 / (614) 466-7771 / (740) 852-4848  
FAX: (614) 728-5160  
www.ag.state.oh.us  
An Equal Opportunity Employer

# OHIO PEACE OFFICER COMMISSION/APPOINTMENT HISTORY, continued

Appointed by: \_\_\_\_\_  
AGENCY NAME COUNTY

From: \_\_\_\_\_ To: \_\_\_\_\_ Position title: \_\_\_\_\_  
MONTH/DATE/YEAR MONTH/DATE/YEAR (SPECIAL DEPUTY, RESERVE OFFICER, ETC.)

Employment status: Full-Time  Part-Time  Auxiliary/Reserve/Special

Appointed by: \_\_\_\_\_  
AGENCY NAME COUNTY

From: \_\_\_\_\_ To: \_\_\_\_\_ Position title: \_\_\_\_\_  
MONTH/DATE/YEAR MONTH/DATE/YEAR (SPECIAL DEPUTY, RESERVE OFFICER, ETC.)

Employment status: Full-Time  Part-Time  Auxiliary/Reserve/Special

Appointed by: \_\_\_\_\_  
AGENCY NAME COUNTY

From: \_\_\_\_\_ To: \_\_\_\_\_ Position title: \_\_\_\_\_  
MONTH/DATE/YEAR MONTH/DATE/YEAR (SPECIAL DEPUTY, RESERVE OFFICER, ETC.)

Employment status: Full-Time  Part-Time  Auxiliary/Reserve/Special

**THIS SECTION TO BE COMPLETED BY THE REQUESTING INDIVIDUAL AND THE REQUESTING OFFICIAL IN THE PRESENCE OF A NOTARY PUBLIC OR OTHER PERSON AUTHORIZED TO ADMINISTER OATHS.**

This is to certify that the information set forth in this form is true and accurate to the best of MY knowledge. All requested information has been researched for accuracy and, where applicable or necessary, documentation has been attached for purposes of verification and/or explanation. It is understood that, should any of the provided information be discovered inaccurate, it will void the determination made from this request. Further, it is also understood that submission of false information submitted to a governmental organization in pursuit of certification is a violation of section 2921.13 of the Ohio Revised Code.

\_\_\_\_\_  
 SIGNATURE OF REQUESTING INDIVIDUAL

William R. Pfeiffer  
 SIGNATURE OF REQUESTING OFFICIAL

Lt. William R. Pfeiffer  
 TYPED NAME OF REQUESTING OFFICIAL

Barberton Police Dept  
 NAME OF REQUESTING AGENCY

576 W. Park Ave.  
 MAILING ADDRESS OF REQUESTING OFFICIAL

Barberton, OH 44203  
 MAILING ADDRESS (continued)

Subscribed and duly sworn before me according to law by the above-named individual the 1 day of June, 1999 at Barberton in the county of Summit and State of Ohio.

Signature of Notary/Authorized Official Margaret R. Myers  
 Official Title Notary Public (Place notarial seal here)

Commission Expiration Date \_\_\_\_\_  
MARGARET R. MYERS, Notary Public  
 State of Ohio  
 My Commission Expires 4-24-00