



Ohio Attorney General's Office  
Bureau of Criminal Investigation  
Investigative Report



2023-2234  
Officer Involved Critical Incident – 2001 E. Livingston St., Celina,  
Oh. 45822

**Investigative Activity:** Review of Records  
**Involves:** Officer Justin Rice (O)  
**Date of Activity:** 09/12/2023  
**Author:** SAS Scott A. Stranahan, #98

**Narrative:**

During the course of this investigation, Ohio Bureau of Criminal Investigation (BCI) Special Agent (SA) Jason Snyder (SA Snyder) received training records from Chief Tom Wale of the Celina Police Department. Special Agent Supervisor (SAS) Scott Stranahan reviewed the training records and noted the following:

Range Qualification Records

Officer Rice last attended firearms training on January 24 and January 26, 2023 at the Celina Police Department range. Records indicate Officer Rice has qualified with the following weapons systems: Smith & Wesson M&P 40, Smith & Wesson M&P Shield and Mossberg 930 Shotgun.

Subject Control Training

There were no records of Subject Control Training

Crisis Intervention Training

There were no records of Crisis Intervention Training

Ohio Peace Officer Training Academy/Commission Records

In addition to the records received from the Celina Police Department, SAS Stranahan also obtained the Ohio Peace Officer Training Commission (OPOTC) and Ohio Peace Officer Training Academy (OPOTA) records pertaining to Officer Rice. The POLARIS system utilized by OPOTA/OPOTC indicated the following:

1. Basic Training

This document is the property of the Ohio Bureau of Criminal Investigation and is confidential in nature. Neither the document nor its contents are to be disseminated outside your agency except as provided by law – a statute, an administrative rule, or any rule of procedure.

Officer Rice attended and graduated from the Ohio Basic Police Academy at the Wright State University Lake Campus (BAS20-050).

2. Advanced Training

There were no records of Advanced Training through OPOTA.

3. Employment History

The Celina Police Department is the only police agency Officer Rice has worked for.

4. Update Training

OPOTA records show Officer Rice completed Continued Professional Training (CPT) for 2022. Officer Rice has also completed some CPT training for 2023.

5. Instructor Training

There were no records show any instructor level certifications.

6. Current Peace Officer Status

Based on the records received, it is noted that Officer Rice was a duly certified and sworn Ohio Peace Officer at the time of this incident.

The training documents received from the Celina Police Department and OPOTA/OPOTC were attached to this report. Please refer to the attachments for further details.

**Attachments:**

- Attachment # 01: OfficerRecords – Rice
- Attachment # 02: doc06386420230825122233
- Attachment # 03: doc06389920230825150748
- Attachment # 04: doc06390020230825150812
- Attachment # 05: doc06390120230825150824
- Attachment # 06: doc06390220230825150835
- Attachment # 07: doc06395420230828125917



**Office of Ohio Attorney General**  
**Ohio Peace Officer Training Academy**  
**Officer Record**



OPOTA London Campus  
 1650 State Route 56 SW  
 P.O. Box 309  
 London, OH 43140  
 Phone: 740-845-2700

Justin Rice, Celina Police Department, ID: [REDACTED]

**Appointment History\***

Agency	Employee Status	Start Date	End Date
Celina Police Department	Full-time	8/31/2021	

**Basic Academy Records**

School Number	School	Start Date	End Date	Exam Date	Certificate Number	Certificate Date	Appointed By	Appointed Date
BAS20-050	Wright State University - Lake Campus Police Academy	8/17/2020	4/13/2021	5/28/2021	211020	8/31/2021	Celina Police Department	8/31/2021

**OPOTA Advanced Training Records\*\***

Course Title	Start Date	End Date
No Records Found		

**Canine Training Records**

Canine School	Certificate Date	Canine Unit	Certificate Type	Specialty	Renewal Date
No Records Found					

**\*The appointment records listed above reflect the appointed and separation information reported to OPOTC pursuant to section 109.761 of the Revised Code. Neither OPOTC, nor its staff, has independent knowledge of the information contained in these records.**

**\*\*The advanced training records listed above reflect ONLY THOSE trainings the peace officer scheduled through OPOTA. Records reflecting advanced training conducted by the peace officer's agency, or conducted by another organization, are not maintained by OPOTC. Requests for any such records should be directed to the peace officer's employing agency or the organization who conducted the training.**



# OHIO PEACE OFFICER TRAINING COMMISSION &

THE OFFICE OF THE ATTORNEY GENERAL


This is to certify that


**Justin Rice**


has successfully met the prescribed program requirements for

**Biological Evidence  
Collection for Sexual**

**Date: Asst 1/15 2022**

  
Dave Yost  
Attorney General

  
Vernon P. Stanforth, Chairperson  
Ohio Peace Officer Training Commission

  
Dwight A. Holcomb, Executive Director  
Ohio Peace Officer Training Commission



This is to certify that

**JUSTIN RICE**

has successfully completed the

CJIS Security and Awareness Training

on

September 1, 2021



This is to certify that

JUSTIN RICE

has successfully completed the

CJIS Security and Awareness Training

on

September 1, 2021





# OHIO PEACE OFFICER TRAINING COMMISSION &

THE OFFICE OF THE ATTORNEY GENERAL

This is to certify that


**Justin Robert Rice**  
has completed the Ohio  
Peace Officer Basic Training Program

Conducted by


**Wright State University - Lake Campus Police Academy**


Awarded On  
August 31, 2021

  
\_\_\_\_\_  
Dave Yost  
Attorney General

  
\_\_\_\_\_  
Vernon P. Stanforth, Chairperson  
Ohio Peace Officer Training Commission



  
\_\_\_\_\_  
Dwight A. Holcomb, Executive Director  
Ohio Peace Officer Training Commission

  
\_\_\_\_\_  
School Commander

BAS20-050 211020



OHIO ATTORNEY GENERAL  
RECOGNITION OF COMPLETION AWARD

*This certificate of completion is awarded to.*

Justin Robert Rice

has completed the Ohio Attorney General's online training course

OHLEG Security  
Training 2022

*Dave Yost*

DAVE YOST, OHIO ATTORNEY GENERAL.

April 19, 2022



DAVE YOST  
OHIO ATTORNEY GENERAL



# OHIO PEACE OFFICER TRAINING COMMISSION & THE OFFICE OF THE ATTORNEY GENERAL

This is to certify that


**Justin Robert Rice**  
has completed the Ohio  
Peace Officer Basic Training Program

Conducted by


**Wright State University - Lake Campus Police Academy**


Awarded On  
**August 31, 2021**

  
\_\_\_\_\_  
Dave Yost  
Attorney General

  
\_\_\_\_\_  
Vernon P. Stanforth, Chairman  
Ohio Peace Officer Training Commission



  
\_\_\_\_\_  
Dwight A. Holcomb, Executive Director  
Ohio Peace Officer Training Commission

  
\_\_\_\_\_  
School Commander

BAS20-050 211020



# OHIO PEACE OFFICER TRAINING COMMISSION & THE OFFICE OF THE ATTORNEY GENERAL


This is to certify that

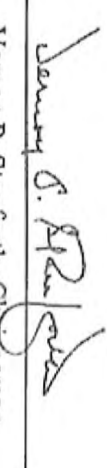
**Justin Rice**

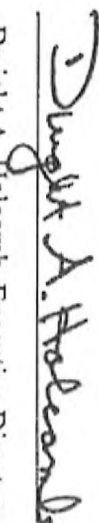
has successfully met the prescribed program requirements for

**Medical Marijuana**

*Date:* February 18, 2022

  
\_\_\_\_\_  
Dave Yost  
Attorney General

  
\_\_\_\_\_  
Vernon P. Stanforth, Chairperson  
Ohio Peace Officer Training Commission

  
\_\_\_\_\_  
Dwight A. Holcomb, Executive Director  
Ohio Peace Officer Training Commission





# OHIO PEACE OFFICER TRAINING COMMISSION &

THE OFFICE OF THE ATTORNEY GENERAL


This is to certify that


**Justin Rice**

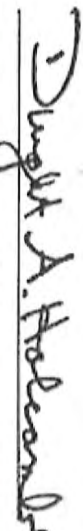
has successfully met the prescribed program requirements for

## Use of Deadly Force and Legal Guidelines

Date: February 13, 2022

  
Dave Yost  
Attorney General

  
Vernon P. Stanforth, Chairperson  
Ohio Peace Officer Training Commission

  
Dwight A. Holcomb, Executive Director  
Ohio Peace Officer Training Commission




# OHIO PEACE OFFICER TRAINING COMMISSION & THE OFFICE OF THE ATTORNEY GENERAL


This is to certify that  
**Justin Rice**

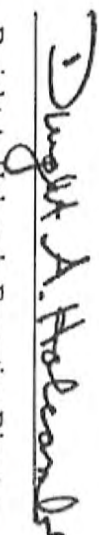
has successfully met the prescribed program requirements for

## Domestic Violence Legal Updates

Date: February 13, 2022

  
Dave Yost  
Attorney General

  
Vernon P. Stanforth, Chairperson  
Ohio Peace Officer Training Commission

  
Dwight A. Holcomb, Executive Director  
Ohio Peace Officer Training Commission




OHIO PEACE OFFICER TRAINING COMMISSION  
&  
THE OFFICE OF THE ATTORNEY GENERAL


This is to certify that  
**Justin Rice**

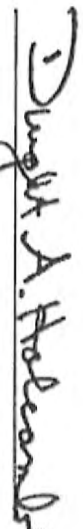
has successfully met the prescribed program requirements for

**BCI Lethal Use of Force  
and OIS Investigations**

*Date:* February 06, 2022

  
\_\_\_\_\_  
Dave Yost  
Attorney General

  
\_\_\_\_\_  
Vernon P. Stanforth, Chairperson  
Ohio Peace Officer Training Commission

  
\_\_\_\_\_  
Dwight A. Holcomb, Executive Director  
Ohio Peace Officer Training Commission






# OHIO PEACE OFFICER TRAINING COMMISSION & THE OFFICE OF THE ATTORNEY GENERAL


This is to certify that  
**Justin Rice**  
has successfully met the prescribed program requirements for

**Ethics and  
Professionalism**

Date: February 05, 2022

  
\_\_\_\_\_  
Dave Yost  
Attorney General

  
\_\_\_\_\_  
Vernon P. Stanforth, Chairperson  
Ohio Peace Officer Training Commission

  
\_\_\_\_\_  
Dwight A. Holcomb, Executive Director  
Ohio Peace Officer Training Commission





# OHIO PEACE OFFICER TRAINING COMMISSION & THE OFFICE OF THE ATTORNEY GENERAL


This is to certify that


**Justin Rice**

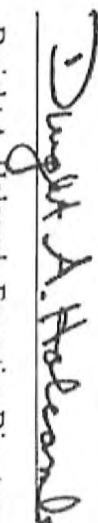
has successfully met the prescribed program requirements for

**Officer Wellness  
Seminar**

Date: February 21, 2022

  
\_\_\_\_\_  
Dave Yost  
Attorney General

  
\_\_\_\_\_  
Vernon P. Stanforth, Chairperson  
Ohio Peace Officer Training Commission

  
\_\_\_\_\_  
Dwight A. Holcomb, Executive Director  
Ohio Peace Officer Training Commission




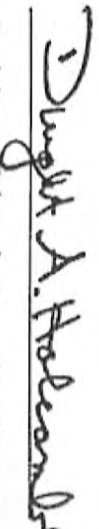
# OHIO PEACE OFFICER TRAINING COMMISSION & THE OFFICE OF THE ATTORNEY GENERAL

This is to certify that  
**Justin Rice**

has successfully met the prescribed program requirements for  
**Custodial Interrogation**

*Date:* February 19, 2022

  
Dave Yost  
Attorney General

  
Vernon P. Stanforth, Chairperson  
Ohio Peace Officer Training Commission  
  
Dwight A. Holcomb, Executive Director  
Ohio Peace Officer Training Commission




OHIO PEACE OFFICER TRAINING COMMISSION  
&  
THE OFFICE OF THE ATTORNEY GENERAL


This is to certify that  
**Justin Rice**

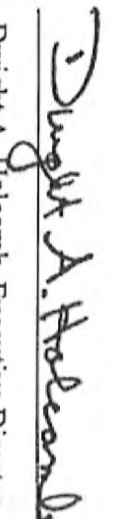
has successfully met the prescribed program requirements for

**Hazing**

Date: February 19, 2022

  
Dave Yost  
Attorney General

  
Vernon P. Stanforth, Chairperson  
Ohio Peace Officer Training Commission

  
Dwight A. Holcomb, Executive Director  
Ohio Peace Officer Training Commission





# OHIO PEACE OFFICER TRAINING COMMISSION & THE OFFICE OF THE ATTORNEY GENERAL


This is to certify that


**Justin Rice**

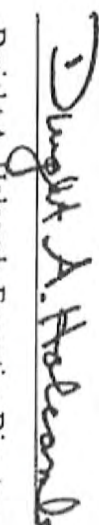
has successfully met the prescribed program requirements for

**Hate Crimes**

*Date:* February 18, 2022

  
Dave Yost  
Attorney General

  
Vernon P. Stanforth, Chairperson  
Ohio Peace Officer Training Commission

  
Dwight A. Holcomb, Executive Director  
Ohio Peace Officer Training Commission



OHIO PEACE OFFICER TRAINING COMMISSION  
&  
THE OFFICE OF THE ATTORNEY GENERAL

This is to certify that

**Justin Rice**

has successfully met the prescribed program requirements for

**Communication  
Disabilities**

*Date:* August 09, 2022

*Dave Yost*  
Dave Yost  
Attorney General

*Dwight A. Holcomb*  
Dwight A. Holcomb, Executive Director  
Ohio Peace Officer Training Commission

*Vernon P. Stanforth*  
Vernon P. Stanforth, Chairperson  
Ohio Peace Officer Training Commission



OHIO PEACE OFFICER TRAINING COMMISSION  
&  
THE OFFICE OF THE ATTORNEY GENERAL

This is to certify that  
**Justin Rice**

has successfully met the prescribed program requirements for

**Critical Thinking in Use  
of Force Situations**

**Date:** August 09, 2022

*Dave Yost*  
Dave Yost  
Attorney General

*Dwight A. Holcomb*  
Dwight A. Holcomb, Executive Director  
Ohio Peace Officer Training Commission

*Vernon P. Stanforth*  
Vernon P. Stanforth, Chairperson  
Ohio Peace Officer Training Commission

# Certificate of Training

*Justin Rice*  
*Celina Police Department*

has successfully completed the 16-hour course

**Standardized Field Sobriety Testing, 8-hour Refresher**


Course Number SR22-5

held at the

**Wright State University, Lake Campus**

July 27, 2022



OH DRE Region 1 & 5 Coordinator  


Rob A. Kohli

Ohio DRE Training Coordinator  


James A. Rease

Ohio DRE State Coordinator  


Samuel C. Criswell





# OHIO PEACE OFFICER TRAINING COMMISSION & THE OFFICE OF THE ATTORNEY GENERAL

This is to certify that

**Justin Rice**

has successfully met the prescribed program requirements for

**Ohio Public Records Law**

*Date:* February 27, 2022

*Dave Yost*  
Dave Yost  
Attorney General

*Dwight A. Holcomb*  
Dwight A. Holcomb, Executive Director  
Ohio Peace Officer Training Commission

*Vernon P. Stanforth*  
Vernon P. Stanforth, Chairperson  
Ohio Peace Officer Training Commission



# OHIO PEACE OFFICER TRAINING COMMISSION & THE OFFICE OF THE ATTORNEY GENERAL


This is to certify that


**Justin Rice**

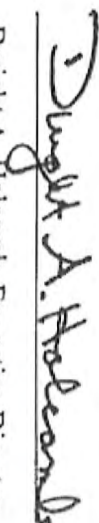
has successfully met the prescribed program requirements for

**Ohio Forfeiture Laws**

Date: February 26, 2022

  
Dave Yost  
Attorney General

  
Vernon P. Stanforth, Chairperson  
Ohio Peace Officer Training Commission

  
Dwight A. Holcomb, Executive Director  
Ohio Peace Officer Training Commission



# OHIO PEACE OFFICER TRAINING COMMISSION & THE OFFICE OF THE ATTORNEY GENERAL


This is to certify that

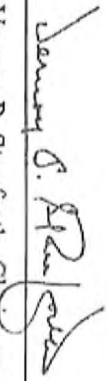
**Justin Rice**

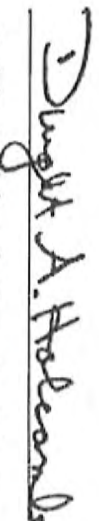
has successfully met the prescribed program requirements for

**New and Updated  
Criminal Charges**

*Date:* February 26, 2022

  
Dave Yost  
Attorney General

  
Vernon P. Stanforth, Chairperson  
Ohio Peace Officer Training Commission

  
Dwight A. Holcomb, Executive Director  
Ohio Peace Officer Training Commission





# OHIO PEACE OFFICER TRAINING COMMISSION & THE OFFICE OF THE ATTORNEY GENERAL

This is to certify that

**Justin Rice**

has successfully met the prescribed program requirements for

**Vicarious Trauma**

*Date:* February 26, 2022

*Dave Yost*  
Dave Yost  
Attorney General

*Dwight A. Holcomb*  
Dwight A. Holcomb, Executive Director  
Ohio Peace Officer Training Commission

*Vernon P. Stanforth*  
Vernon P. Stanforth, Chairperson  
Ohio Peace Officer Training Commission



OHIO PEACE OFFICER TRAINING COMMISSION  
&  
THE OFFICE OF THE ATTORNEY GENERAL


This is to certify that


**Justin Rice**

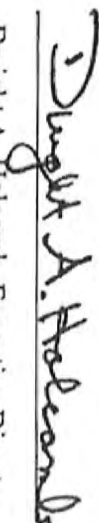
has successfully met the prescribed program requirements for

**Trauma and the Brain**

Date: February 25, 2022

  
Dave Yost  
Attorney General

  
Vernon P. Stanforth, Chairperson  
Ohio Peace Officer Training Commission

  
Dwight A. Holcomb, Executive Director  
Ohio Peace Officer Training Commission



OHIO ATTORNEY GENERAL


OHIO PEACE OFFICER TRAINING COMMISSION  
&  
THE OFFICE OF THE ATTORNEY GENERAL


This is to certify that  
**Justin Rice**

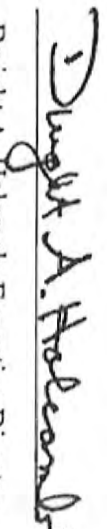
has successfully met the prescribed program requirements for

**Sexual Assault  
Investigations**

Date: February 25, 2022

  
Dave Yost  
Attorney General

  
Vernon P. Stanforth, Chairperson  
Ohio Peace Officer Training Commission

  
Dwight A. Holcomb, Executive Director  
Ohio Peace Officer Training Commission




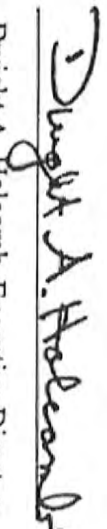
OHIO PEACE OFFICER TRAINING COMMISSION  
&  
THE OFFICE OF THE ATTORNEY GENERAL

This is to certify that  
**Justin Rice**

has successfully met the prescribed program requirements for  
**Crisis Intervention**

Date: February 25, 2022

  
Dave Yost  
Attorney General

  
Vernon P. Stanforth, Chairperson  
Ohio Peace Officer Training Commission  
  
Dwight A. Holcomb, Executive Director  
Ohio Peace Officer Training Commission





# OHIO PEACE OFFICER TRAINING COMMISSION


## THE OFFICE OF THE ATTORNEY GENERAL

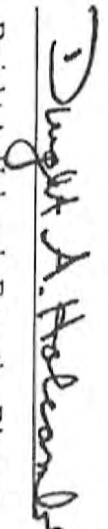
This is to certify that  
**Justin Rice**

has successfully met the prescribed program requirements for  
**Ohio School Threat  
Assessment**

Date: February 11, 2023

  
Dave Yost  
Attorney General

  
Vernon P. Stanforth, Chairperson  
Ohio Peace Officer Training Commission

  
Dwight A. Holcomb, Executive Director  
Ohio Peace Officer Training Commission



National Association of  
Emergency Medical Technicians  
www.naemt.org



THIS ACKNOWLEDGES THAT

**Justin Rice**

Has successfully completed the

National Association of Emergency Medical Technicians' **Tactical Emergency Casualty Care for LEO/EMR - 2nd Edition Provider** course  
conducted by Bath Township Fire Department  
at Bath Township Fire Department



Verify Certificate

NAEMT PRESIDENT

TL-22-12076-19

COURSE NUMBER

Jeb Sheidler

COURSE COORDINATOR

NAEMT MEDICAL DIRECTOR

Aug 26, 2022

ISSUE DATE

08/2026

EXPIRATION DATE

Todd Brookens

COURSE MEDICAL DIRECTOR

NAEMT Participation ID: 994BFDE9-F9DE-DF46-9035-298447552196

★ ★ ★ DETECTACHEM® ★ ★ ★

# CERTIFICATE OF COMPLETION

**Justin Rice**

**MobileDetect™ 101**

Training on MobileDetect Drug Detection

Operation, Sampling, Reporting with the MobileDetect App, and Troubleshooting

01/26/2023

Issued Date



  
Greg Giuntini



**DETECTACHEM**

**SEEKER<sub>e</sub>**

**CERTIFICATE OF COMPLETION**

This Certificate is Awarded To  
**Justin Rice**

For Successfully Completing the  
**SEEKER<sub>e</sub> Certification**

*- Operation, Sampling, Reporting and Troubleshooting -*



01/27/2023

Issued Date

Instructor  
Greg Giunthini

Never

Expiration Date

# 2022 CPT HOURS

OFFICER *JRR*

TOPIC	HOURS REQUIRED	HOURS OFFERED	HOURS COMPLETE
Topic 1 - Cultural Humility	4		5.5
Communication Disabilities		1.5	1.5
Comm. Divers. Procedural Justice		2	2
Diversity & Cultural Competency		1	1
Ethics and Professionalism		1	1

Topic 2 - Responding to Mental Health Crisis	4		4
Effective Communications		2.5	2.5
Mental Health Response		1.5	1.5

Topic 3 - Use of Force (UOF)	4		4
BCI Legal UOF & OIS investigations		1	1
Critical Thinking in UOF		1	1
Objective Reasonableness		0.75	0.75
Qualified Immunity		0.25	0.25
UOF & Legal Guidelines		1	1

Topic 4 - Legal Updates	4		5.5
Concealed Carry		0.5	0.5
Custodial Interrogations		0.25	0.25
Hate Crimes		0.25	0.25
Hazing		0.25	0.25
Medical Marijuana		0.25	0.25
New/Updated Criminal Charges		0.5	0.5
Ohio Forefeiture Laws		0.25	0.25
Ohio Public Records		2.5	2.5
Use of Restraints		0.25	0.25

Topic 5 - Officer Personal Wellness	4		7
CAT & Officer Wellness		3	3
Officer Wellness Seminar		3	3
Vicarious Trauma		1	1

Topic 6 - Responding to Sexual Assault	4		4.5
Biological Evidence Collection		0.5	0.5
Crisis Intervention		1	1
Responding to Sexual Assault		2.5	2.5
Sexual Assault Investigations		0.25	0.25
Trauma and the Brain		0.25	0.25

# 2022 CPT HOURS

OFFICER *JRR*

TOPIC	HOURS REQUIRED	HOURS OFFERED	HOURS COMPLETE
Topic 7 - Domestic Violence	4		<i>4</i>
Domestic Violence Legal Updates		4	4
Topic 8 - LE Response fo Mass Protests/Dem		3	3
Topic 9 - Standards for LE Vehicle Pusruit			
Topuic 10 - Invest. Employee Misconduct			
Topic 11 - Bias -Free Policing			
Topic 12 - LE Telecommunication Training			
Topic 13 - Body Worn Cameras		1	
Topic 14 - Use of Deadly Force		1	
Topic 15 - Employee Recruitment/Hiring			
Topic 16 - Community Engagement			
Topic 17 - Agency Wellness			

Topics 1-7 hrs	34
Topics 8-17 hrs	3
<b>TOTAL HRS</b>	<b>37</b>

OFFICER's NAME *Justin Rice*

Date of Last CPT Training: *10/21/2022*







# OHIO PEACE OFFICER TRAINING COMMISSION & THE OFFICE OF THE ATTORNEY GENERAL

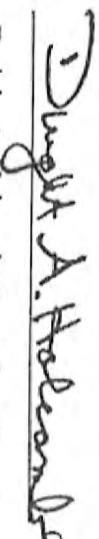
This is to certify that  
**Justin Rice**

has successfully met the prescribed program requirements for  
**Qualified Immunity**

*Date:* October 21, 2022

  
Dave Yost  
Attorney General

  
Vernon P. Stanforth, Chairperson  
Ohio Peace Officer Training Commission

  
Dwight A. Holcomb, Executive Director  
Ohio Peace Officer Training Commission






# OHIO PEACE OFFICER TRAINING COMMISSION & THE OFFICE OF THE ATTORNEY GENERAL


This is to certify that  
**Justin Rice**

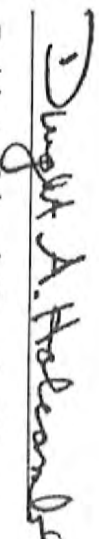
has successfully met the prescribed program requirements for

**Objective**  
**Reasonableness**

**Date:** October 21, 2022

  
Dave Yost  
Attorney General

  
Vernon P. Stanforth, Chairperson  
Ohio Peace Officer Training Commission

  
Dwight A. Holcomb, Executive Director  
Ohio Peace Officer Training Commission




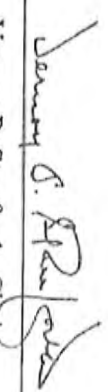
OHIO PEACE OFFICER TRAINING COMMISSION  
&  
THE OFFICE OF THE ATTORNEY GENERAL

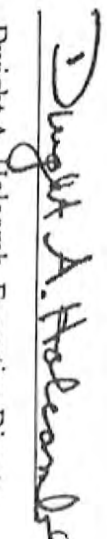
This is to certify that  
**Justin Rice**

has successfully met the prescribed program requirements for  
**Responding to Sexual  
Assault**

Date: October 21, 2022

  
Dave Yost  
Attorney General

  
Vernon P. Stanforth, Chairperson  
Ohio Peace Officer Training Commission

  
Dwight A. Holcomb, Executive Director  
Ohio Peace Officer Training Commission



# OHIO PEACE OFFICER TRAINING COMMISSION & THE OFFICE OF THE ATTORNEY GENERAL

This is to certify that

**Justin Rice**

has successfully met the prescribed program requirements for

**Effective  
Communication and  
Safe Interaction with  
Persons in Crisis**

*Dave Yost*  
Dave Yost  
Attorney General

*Dwight A. Holcomb*  
Dwight A. Holcomb, Executive Director  
Ohio Peace Officer Training Commission

*Vernon P. Stanforth*  
Vernon P. Stanforth, Chairperson  
Ohio Peace Officer Training Commission





OHIO PEACE OFFICER TRAINING COMMISSION  
&  
THE OFFICE OF THE ATTORNEY GENERAL

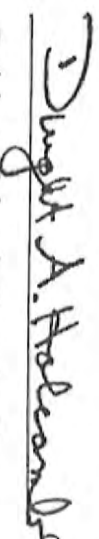
This is to certify that  
**Justin Rice**

has successfully met the prescribed program requirements for  
**Mental Health Response**

Date: October 21, 2022

  
\_\_\_\_\_  
Dave Yost  
Attorney General

  
\_\_\_\_\_  
Vernon P. Stanforth, Chairperson  
Ohio Peace Officer Training Commission

  
\_\_\_\_\_  
Dwight A. Holcomb, Executive Director  
Ohio Peace Officer Training Commission





# OHIO PEACE OFFICER TRAINING COMMISSION &

THE OFFICE OF THE ATTORNEY GENERAL

This is to certify that


**Justin Rice**

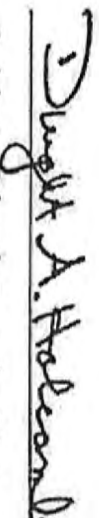
has successfully met the prescribed program requirements for


**CAT and Officer**

**Wellness**

Date: October 17, 2022

  
Dave Yost  
Attorney General

  
Dwight A. Holcomb, Executive Director  
Ohio Peace Officer Training Commission

  
Vernon P. Stanforth, Chairperson  
Ohio Peace Officer Training Commission



OHIO PEACE OFFICER TRAINING COMMISSION  
&  
THE OFFICE OF THE ATTORNEY GENERAL


This is to certify that

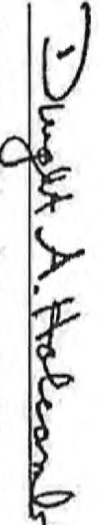
Justin Rice


has successfully met the prescribed program requirements for

Concealed Firearm Carry  
Changes

Date: October 17, 2022

  
Dave Yost  
Attorney General

  
Dwight A. Holcomb, Executive Director  
Ohio Peace Officer Training Commission

  
Vernon P. Stanforth, Chairperson  
Ohio Peace Officer Training Commission



OHIO PEACE OFFICER TRAINING COMMISSION  
&  
THE OFFICE OF THE ATTORNEY GENERAL

This is to certify that

Justin Rice

has successfully met the prescribed program requirements for

Use of Restraints

Date: October 17, 2022

Dave Yost  
Dave Yost  
Attorney General

Dwight A. Holcomb  
Dwight A. Holcomb, Executive Director  
Ohio Peace Officer Training Commission

Vernon P. Stanforth  
Vernon P. Stanforth, Chairperson  
Ohio Peace Officer Training Commission



# OHIO PEACE OFFICER TRAINING COMMISSION & THE OFFICE OF THE ATTORNEY GENERAL


This is to certify that


**Justin Rice**


has successfully met the prescribed program requirements for

**Diversity and Cultural Competency for Law Enforcement**

*Date:* October 17, 2022

  
Dave Yost  
Attorney General

  
Vernon P. Stanforth, Chairperson  
Ohio Peace Officer Training Commission

  
Dwight A. Holcomb, Executive Director  
Ohio Peace Officer Training Commission



**RANGE PROFICIENCY RECORD: SEMI-AUTO PISTOL**

Name: Justin Rice Agency: Celina PA  
Weapon make: SWW Model: MVP Serial #: [REDACTED]

Hits in the preferred area (PA) count as a plus one (+1).

Hits in the non-preferred area (NPA) and inside of the silhouette outline are zero (0).

Rounds not fired (NF) are zero (0).

Rounds outside of the silhouette outline (MISS), off the target (MISS), fired over the time limit (OT), or any extra rounds fired (ERF) are minus 1 (-1).

Stage 1 PA: 3 NPA:     NF:     MISS:     OT:     ERF:    

Stage 2 2 hits in the preferred area, one hit in the head circle or hip circle

PA: 3 NPA:     NF:     MISS:     OT:     ERF:    

Stage 3A PA: 4 NPA:     NF:     MISS:     OT:     ERF:    

Stage 3B PA: 4 NPA:     NF:     MISS:     OT:     ERF:    

Stage 4 PA: 6 NPA:     NF:     MISS:     OT:     ERF:    

Stage 5 PA: 3 NPA:     NF:     MISS:     OT:     ERF:    

Stage 6 PA: 2 NPA:     NF:     MISS:     OT:     ERF:    

Subtotals: 25 MISS: - OT: - ERF: -

Total: 25 (PASSING IS A MINIMUM OF 20)

Date tested: 11-15-21 Passed:  Failed:

Tested by: BARKER REQ#: 04279 Exp: 5-15-2022

OHIO PEACE OFFICER TRAINING ACADEMY

**RANGE PROFICIENCY RECORD: SEMI-AUTO PISTOL**

Name: JUSTIN RICE Agency: CELINA PD

Weapon make: S&W Model: M&P 2.0 Serial #: XXXXXXXXXX

Hits in the preferred area (PA) count as a plus one (+1).  
Hits in the non-preferred area (NPA) and inside of the silhouette outline are zero (0).  
Rounds not fired (NF) are zero (0).  
Rounds outside of the silhouette outline (MISS), off the target (MISS), fired over the time limit (OT), or any extra rounds fired (ERF) are minus 1 (-1).

Stage 1 PA: 3 NPA:      NF:      MISS:      OT:      ERF:     

Stage 2 2 hits in the preferred area, one hit in the head circle or hip circle  
PA: 3 NPA:      NF:      MISS:      OT:      ERF:     

Stage 3A PA: 4 NPA:      NF:      MISS:      OT:      ERF:     

Stage 3B PA: 4 NPA:      NF:      MISS:      OT:      ERF:     

Stage 4 PA: 6 NPA:      NF:      MISS:      OT:      ERF:     

Stage 5 PA: 2 NPA: 1 NF:      MISS:      OT:      ERF:     

Stage 6 PA: 1 NPA: 1 NF:      MISS:      OT:      ERF:     

Subtotals: 23 MISS: - OT: - ERF: -

Total: 23 (PASSING IS A MINIMUM OF 20)

Date tested: 8-31-2021 Passed:  Failed:

Tested by: [Signature] REQ#: 04279 Exp: 5-15-2022  
BARKER

OHIO PEACE OFFICER TRAINING ACADEMY

**RANGE PROFICIENCY RECORD: SEMI-AUTO PISTOL**

Name: Justia Ricel Agency: Celina PA

Weapon make: S&W Model: M&A M. 2 Serial #: [REDACTED]

Hits in the preferred area (PA) count as a plus one (+1).

Hits in the non-preferred area (NPA) and inside of the silhouette outline are zero (0).

Rounds not fired (NF) are zero (0).

Rounds outside of the silhouette outline (MISS), off the target (MISS), fired over the time limit (OT), or any extra rounds fired (ERF) are minus 1 (-1).

Stage 1 PA: 3 NPA:     NF:     MISS:     OT:     ERF:    

Stage 2 2 hits in the preferred area, one hit in the head circle or hip circle

PA: 3 NPA:     NF:     MISS:     OT:     ERF:    

Stage 3A PA: 4 NPA:     NF:     MISS:     OT:     ERF:    

Stage 3B PA: 4 NPA:     NF:     MISS:     OT:     ERF:    

Stage 4 PA: 6 NPA:     NF:     MISS:     OT:     ERF:    

Stage 5 PA: 3 NPA:     NF:     MISS:     OT:     ERF:    

Stage 6 PA: 2 NPA:     NF:     MISS:     OT:     ERF:    

Subtotals: 25 MISS:     OT:     ERF:    

Total: 25 (PASSING IS A MINIMUM OF 20)


Date tested: 10-21-22 Passed:  Failed:

Tested by: BARKER REQ#: 04279 Exp: 5-15-25

OHIO PEACE OFFICER TRAINING ACADEMY

**RANGE PROFICIENCY RECORD: SEMI-AUTO PISTOL**

Name: Justin Rice Agency: Celina PD

Weapon make: S&W MP ~~M&P~~ Model: M20 Serial #: 

Hits in the preferred area (PA) count as a plus one (+1).

Hits in the non-preferred area (NPA) and inside of the silhouette outline are zero (0).

Rounds not fired (NF) are zero (0).

Rounds outside of the silhouette outline (MISS), off the target (MISS), fired over the time limit (OT), or any extra rounds fired (ERF) are minus 1 (-1).

Stage 1 PA: 3 NPA:     NF:     MISS:     OT:     ERF:    

Stage 2 2 hits in the preferred area, one hit in the head circle or hip circle

PA: 3 NPA:     NF:     MISS:     OT:     ERF:    

Stage 3A PA: 4 NPA:     NF:     MISS:     OT:     ERF:    

Stage 3B PA: 3 NPA: 1 NF:     MISS:     OT:     ERF:    

Stage 4 PA: 5 NPA: 1 NF:     MISS:     OT:     ERF:    

Stage 5 PA: 3 NPA:     NF:     MISS:     OT:     ERF:    

Stage 6 PA: 2 NPA:     NF:     MISS:     OT:     ERF:    

Subtotals: 18 MISS:     OT:     ERF:    

Total: 15 (PASSING IS A MINIMUM OF 20)

Date tested: 2-21-2023 Passed:  Failed:


Tested by: John Parker REQ#: 04279 Exp: 5-15-25  
[Signature]

OHIO PEACE OFFICER TRAINING ACADEMY



**RANGE PROFICIENCY RECORD: SEMI-AUTO PISTOL**

Name: Justin Rice Agency: Clina PD

Weapon make: S&W Model: M&P 40 Serial #: 

Hits in the preferred area (PA) count as a plus one (+1).

Hits in the non-preferred area (NPA) and inside of the silhouette outline are zero (0).

Rounds not fired (NF) are zero (0).

Rounds outside of the silhouette outline (MISS), off the target (MISS), fired over the time limit (OT), or any extra rounds fired (ERF) are minus 1 (-1).

Stage 1 PA: 3 NPA:     NF:     MISS:     OT:     ERF:    

Stage 2 2 hits in the preferred area, one hit in the head circle or hip circle  
PA: 3 NPA:     NF:     MISS:     OT:     ERF:     Head Miss:    

Stage 3A PA: 4 NPA:     NF:     MISS:     OT:     ERF:    

Stage 3B PA: 4 NPA:     NF:     MISS:     OT:     ERF:    

Stage 4 PA: 4 NPA:     NF:     MISS:     OT:     ERF:    

Stage 5 PA: 3 NPA:     NF:     MISS:     OT:     ERF:    

Stage 6 PA: 1 NPA: 1 NF:     MISS:     OT:     ERF:    

Subtotals: 24 MISS:     OT:     ERF:     Head Miss:    

Total: 24 (PASSING IS A MINIMUM OF 20)

Date tested: 5/22/2023 Passed: X Failed:    

Tested by: N. Miller REQ#: 07336 Exp: 10/14/2025

**RANGE PROFICIENCY RECORD: PATROL RIFLE/CARBINE**

Name: Justin Rice Agency: Celina PD  
Weapon make: M&P Model: \_\_\_\_\_ Serial #: \_\_\_\_\_

Hits in the preferred area (PA) count as a plus one (+1).

Hits in the non-preferred area (NPA) and inside of the silhouette outline are zero (0).

Rounds not fired (NF) are zero (0).

Rounds outside of the silhouette outline (MISS), off the target (MISS), fired over the time limit (OT), or any extra rounds fired (ERF) are minus 1 (-1).

Stage 1 PA: 3 NPA: \_\_\_\_\_ NF: \_\_\_\_\_ MISS: \_\_\_\_\_ OT: \_\_\_\_\_ ERF: \_\_\_\_\_

Stage 2 3 hits in the head circle or hip circle

PA: 3 NPA: \_\_\_\_\_ NF: \_\_\_\_\_ MISS: \_\_\_\_\_ OT: \_\_\_\_\_ ERF: \_\_\_\_\_ Head Miss: \_\_\_\_\_

Stage 3 2 hits in the preferred area, one hit in the head circle or hip circle

PA: 3 NPA: \_\_\_\_\_ NF: \_\_\_\_\_ MISS: \_\_\_\_\_ OT: \_\_\_\_\_ ERF: \_\_\_\_\_ Head Miss: \_\_\_\_\_

Stage 4 PA: 2 NPA: \_\_\_\_\_ NF: \_\_\_\_\_ MISS: \_\_\_\_\_ OT: \_\_\_\_\_ ERF: \_\_\_\_\_

Stage 5 PA: 1 NPA: \_\_\_\_\_ NF: \_\_\_\_\_ MISS: \_\_\_\_\_ OT: \_\_\_\_\_ ERF: \_\_\_\_\_

Stage 6 PA: \_\_\_\_\_ NPA: 2 NF: \_\_\_\_\_ MISS: \_\_\_\_\_ OT: \_\_\_\_\_ ERF: \_\_\_\_\_

Stage 7 PA: 2 NPA: 1 NF: \_\_\_\_\_ MISS: \_\_\_\_\_ OT: \_\_\_\_\_ ERF: \_\_\_\_\_

Subtotals: 17 MISS: \_\_\_\_\_ OT: \_\_\_\_\_ ERF: \_\_\_\_\_ Head Miss: \_\_\_\_\_

Total: 17 (PASSING IS A MINIMUM OF 16)

Date tested: 10/18/21 Passed: \_\_\_\_\_ Failed: \_\_\_\_\_

Tested by: N. Miller REQ#: 07336 Exp: 10/22

OHIO PEACE OFFICER TRAINING ACADEMY

**RANGE PROFICIENCY RECORD: PATROL RIFLE/CARBINE**

Name: Justin Rice Agency: CPD  
Weapon make: S&W Model: M+PIS Serial #: [REDACTED]

Hits in the preferred area (PA) count as a plus one (+1).

Hits in the non-preferred area (NPA) and inside of the silhouette outline are zero (0).

Rounds not fired (NF) are zero (0).

Rounds outside of the silhouette outline (MISS), off the target (MISS), fired over the time limit (OT), or any extra rounds fired (ERF) are minus 1 (-1).

Stage 1 PA: 3 NPA:     NF:     MISS:     OT:     ERF:      
Stage 2 3 hits in the head circle or hip circle  
PA: 3 NPA:     NF:     MISS:     OT:     ERF:      
Stage 3 2 hits in the preferred area, one hit in the head circle or hip circle  
PA: 3 NPA:     NF:     MISS:     OT:     ERF:      
Stage 4 PA: 1 NPA: 1 NF:     MISS:     OT:     ERF:      
Stage 5 PA: 1 NPA:     NF:     MISS:     OT:     ERF:      
Stage 6 PA: 4 NPA: 1 NF:     MISS:     OT:     ERF:      
Stage 7 PA: 3 NPA:     NF:     MISS:     OT:     ERF:      
Subtotals: 18 MISS:     OT:     ERF:      
Total: 18 (PASSING IS A MINIMUM OF 16)

Date tested: 5-20-22 Passed: X Failed:    

Tested by: J. Kerr REQ#: 07951 Exp: 8-6-24

OHIO PEACE OFFICER TRAINING ACADEMY

**RANGE PROFICIENCY RECORD: SHOTGUN**

NAME: JUSTIN RICE AGENCY: CELINA PD

WEAPON MAKE: MOSSBERG MODEL: 500 SERIAL #: \_\_\_\_\_

HITS IN THE PREFERRED AREA (PA) COUNT AS A PLUS ONE (+1)

HITS IN THE NON-PREFERRED AREA (NPA), BUT INSIDE OF THE TARGET OUTLINE ARE A ZERO (0)

ROUNDS NOT FIRED (NF) ARE A ZERO (0)

HITS OUTSIDE OF THE TARGET OUTLINE (MISS), OFF OF THE TARGET (MISS), FIRED OVER THE TIME LIMIT (OT) AND EXTRA ROUNDS FIRED (ERF) ARE A MINUS 1 (-1)

STAGE 1 PA: 2 NPA: \_\_\_\_\_ NF: \_\_\_\_\_ MISS: \_\_\_\_\_ OT: \_\_\_\_\_ ERF: \_\_\_\_\_

STAGE 2 PA: 2 NPA: \_\_\_\_\_ NF: \_\_\_\_\_ MISS: \_\_\_\_\_ OT: \_\_\_\_\_ ERF: \_\_\_\_\_

STAGE 3 PA: 2 NPA: \_\_\_\_\_ NF: \_\_\_\_\_ MISS: \_\_\_\_\_ OT: \_\_\_\_\_ ERF: \_\_\_\_\_

OPTIONAL SLUG QUALIFICATION STAGE

STAGE 4 PA: 2 NPA: \_\_\_\_\_ NF: \_\_\_\_\_ MISS: \_\_\_\_\_ OT: \_\_\_\_\_ ERF: \_\_\_\_\_

TOTAL: 8 PASSING SCORE - 100% HIT

DATE TESTED: 11-15-21 PASSED:  FAILED: \_\_\_\_\_

TESTED BY: BARKER REQ#: 04279 EXP: 5-15-2022  
*[Signature]*



**RANGE PROFICIENCY RECORD: SHOTGUN**

NAME: Justin Kice AGENCY: CELINA PD

WEAPON MAKE: MOSSBERG MODEL: 930 SERIAL #: —

HITS IN THE PREFERRED AREA (PA) COUNT AS A PLUS ONE (+1)

HITS IN THE NON-PREFERRED AREA (NPA), BUT INSIDE OF THE TARGET OUTLINE ARE A ZERO (0)

ROUNDS NOT FIRED (NF) ARE A ZERO (0)

HITS OUTSIDE OF THE TARGET OUTLINE (MISS), OFF OF THE TARGET (MISS), FIRED OVER THE TIME LIMIT (OT) AND EXTRA ROUNDS FIRED (ERF) ARE A MINUS 1 (-1)

STAGE 1 PA: 2 NPA: — NF: — MISS: — OT: — ERF: —

STAGE 2 PA: 2 NPA: — NF: — MISS: — OT: — ERF: —

STAGE 3 PA: 2 NPA: — NF: — MISS: — OT: — ERF: —

OPTIONAL SLUG QUALIFICATION STAGE

STAGE 4 PA: 2 NPA: — NF: — MISS: — OT: — ERF: —

TOTAL: 8 PASSING SCORE - 100% HIT

DATE TESTED: 4-11-22 PASSED: ✓ FAILED: —

TESTED BY: J. Kice REQ#: 07951 EXP: 9-6-24

**RANGE PROFICIENCY RECORD: LOW CAPACITY SUB-CALIBER BACKUP**

Name: Justin Rice Agency: Edina PD

Weapon make: S&W Model: Shield Plus Serial #: 

Hits in the preferred area (PA) count as a plus one (+1).

Hits in the non-preferred area (NPA) and inside of the silhouette outline are zero (0).

Rounds not fired (NF) are zero (0).

Rounds outside of the silhouette outline (MISS), off the target (MISS), fired over the time limit (OT), or any extra rounds fired (ERF) are minus 1 (-1).

Stage 1 PA: 2 NPA:      NF:      MISS:      OT:      ERF:     

Stage 2A PA: 2 NPA:      NF:      MISS:      OT:      ERF:     

Stage 2B PA: 2 NPA:      NF:      MISS:      OT:      ERF:     

Stage 3 PA: 2 NPA:      NF:      MISS:      OT:      ERF:     

Subtotals: 8 MISS:      OT:      ERF:     


Total: 8 (PASSING IS A MINIMUM OF 8/100%)

Date tested: 10/18/21 Passed: X Failed:     

Tested by: N. Miller REQ#: 07334 Exp: 10/22

**RANGE PROFICIENCY RECORD: LOW CAPACITY SUB-CALIBER BACKUP**

Name: Justin Rice Agency: Calina PA

Weapon make: SWW Model: M&P Shield Plus Serial #:   
9mm

Hits in the preferred area (PA) count as a plus one (+1).

Hits in the non-preferred area (NPA) and inside of the silhouette outline are zero (0).

Rounds not fired (NF) are zero (0).

Rounds outside of the silhouette outline (MISS), off the target (MISS), fired over the time limit (OT), or any extra rounds fired (ERF) are minus 1 (-1).

Stage 1 PA: 2 NPA:     NF:     MISS:     OT:     ERF:    

Stage 2A PA: 2 NPA:     NF:     MISS:     OT:     ERF:    

Stage 2B PA: 2 NPA:     NF:     MISS:     OT:     ERF:    

Stage 3 PA: 2 NPA:     NF:     MISS:     OT:     ERF:    

Subtotals: 8 MISS:     OT:     ERF:    

Total: 8 (PASSING IS A MINIMUM OF 8/100%)

Date tested: 10-21-22 Passed:  Failed:

Tested by: BARKER REQ#: 04279 Exp: 5-15-25  
JASR

WATCH VIDEO AND INITIAL

OHIO ALERT  
TRAINING VIDEO

Officer Last Name	Officer First Name	Date (Auto)	initials
Barker	John	4-6-15	JCB
Bartlett	Gabriel	3-27-15	GB
Burgoon	Mark	4-8-15	MB
Crosby	Patrick	04-06-15	PC
Freeman	Calvin	4-9-15	CF
Fuelling	Collin	4-6-15	CF
Harding	Daniel	3-29-15	DM
Stelzer	James	4-3-15	JS
Taylor	Brian	4-6-15	BT
Taylor	Kent	4-8-2015	KCT
Wale	Thomas	3/27/15	TW
Waltmire	Ronald	3/27/15	RW
Yoder	Stephen	04/06/15	SY
Miller	Nathan	4-29-15	NM
Wurster	Justin	3-29-15	JW

## TRAINING DOCUMENTATION

Type of training: Firearms

Location of Training: CPD Range Meyer rd.


Date(s) of training: January 24 & 26, 2023

Length of training: 60 minutes

The following department officers completed firearms training in the following areas:

- A. Training was conducted with the primary handgun.
- B. Low level light conditions.
- C. Cold weather gear
  - 1. Scenario #1: Officers practiced a "routine traffic stop" using a cruiser for lighting and approached a mock up of a motor vehicle with occupants. Officers were instructed to make contact with the occupants of the vehicle and at some point the instructor may designate which occupants (targets) to engage with gunfire 2-3 rounds. Officers would then retreat to the rear of the police cruiser and engage additional targets in an area in front of the mocked up vehicle. Officers were required to clear a pre set malfunction and reloads to complete the scenario. The scenario also included a no shoot contact drill.
  - 2. Scenario #2: Officers worked as a two man team engaging targets from 80 feet to 30 feet. Officers started from two separate police cruisers and engaged the targets from outside the cruiser with emergency lights activated. Officers then used verbal communication as they moved forward to the target area with one officer moving while the other officer provided cover fire, moving from barricade to barricade, reloading as required.
  - 3. Scenario #3: Officers worked as a team to clear the six shooting plates from the Texas Star. The event was timed.
    - Scenario #3a. Officers used their handheld lights, while simulating business checks. The instructor would then direct the officer to engage selected targets at 30 feet while moving to a position of cover. The officers continued the scenario until they had expended their ammunition allotment of 10-15 rounds.

The officers' names and training dates are attached.

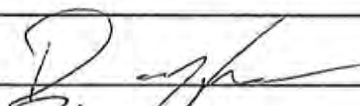
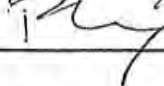

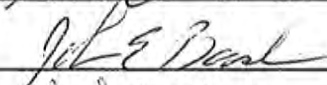






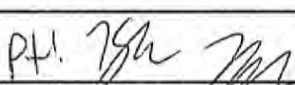
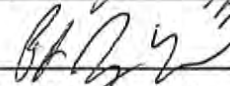
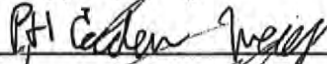

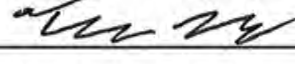
  
John Barker  
Firearms Instructor



### Celina PD Training Log

Type of Training: Firearms Training – Low level light/cold weather Primary Handgun

Location of Training: CPD Range Meyer Rd

Name	Signature	Date
Chief Wale		
AC Harting		01-24-23
Sgt. Crosby		01-24-23
Sgt. Fuelling		
Sgt. Bartlett		1-24-23
Inv. Barker		1-24-23
Det. Yoder		01/26/23
Det. Taylor		1-26-23
Ptl. Miller		1-26-23
Ptl. Poppe		1-24-23
Ptl. Powell		1-26-23
Ptl. Kerr		1-24-23 1-26-23
Ptl. Myers		
Ptl. Balthis		1/24/23
Ptl. Nelson		01-24-2023
Ptl. May		1-26-23
Ptl. Rice		01-24-23
Ptl. Cowan		01/24/23

2022

## TRAINING DOCUMENTATION

Type of training: Firearms  
Location of Training: CPD Range Meyer rd.  
Date(s) of training: May 18 & 20, 2022  
Length of training: 90 minutes

The following department officers completed firearms training in the following areas:

A. Training was conducted with the primary handgun, secondary handgun, carbine rifle and semiautomatic shotgun.

1. Primary handgun

a. Distance shooting: With commands from the holster officers engaged a silhouette target from 50-100 feet.

b. Moving targets: From a position of cover with commands, holstered officers engaged balloons at distances of 20-40 while the balloons were moving and or tied off and flailing in the wind.

2. Secondary handgun

a. Accuracy and distance from carry ready with commands officers engaged hand drawn targets at distances of 20 – 50 feet.

b. Moving targets from a position of cover with commands, carry ready officers engaged balloons at distances of 20-40 while the balloons were moving and or tied off and flailing in the wind.


3. Carbine rifle

Target/threat identification utilizing mannequin style targets, 50-20 feet, clearing malfunctions and transition to the primary hand gun when required.

4. Shotgun

Movement with secondary officer carrying a shield, simulating a narrow passage way. Moving forward from 100 feet officers will load 2 rounds into the shotgun, engaging a steel target selected by the instructor, reload and continue forward using communication and safe procedures with the secondary officer.

The officers' names and training dates are attached.

  
John Barker  
Firearms Instructor

## Celina PD Training Log – Date May 2022

Type of training: Firearms – Shotgun, Primary & Secondary Handgun practice. Carbine Rifle practice and qualification.  
Location of training: CPD range Meyer rd

Signature - Date

Chief Wale \_\_\_\_\_  
Asst Chief Harting D. Harting 5-18-22  
Sgt. Crosby PC 05-14-22  
Sgt. Fuelling [Signature] 5-20-22  
Sgt Bartlett [Signature] 5-20-22  
Inv. Barker [Signature] 5-20-22  
Det. B. Taylor [Signature] 5-20-22  
Det. Yoder [Signature] 05/16/22  
Ptl. Miller [Signature] 5/16/22  
Ptl. Poppe \_\_\_\_\_  
Ptl. Powell [Signature] 5/20/22  
Ptl. Kerr [Signature] 5-20-22  
Ptl. Myers [Signature] 5/16/22  
Ptl. Balthis \_\_\_\_\_  
Ptl. Nelson [Signature] 05-20-2022  
Ptl. May [Signature] 5/16/22  
Ptl. Rice [Signature] 5-20-22  
Ptl. \_\_\_\_\_

2022 CPT Report

Agency ORI	Agency Name	CPT Officer ID	Last Name	First Name	Middle Initial	Date Of Birth	Base Hourly Rate	CPT Payment	Was the entire 2022 CPT Payment used for CPT Training?	How much of the 2022 CPT Payment was used for CPT Training?
OH0540100	CELINA POLICE DEPARTMENT		BALTHIS	KYLE	M	11/15/95	\$26.08	\$312.96	Yes	\$312.96
			BARNER	JOHN	E	12/18/62	\$26.43	\$317.16	Yes	\$317.16
			BARTLETT	GABRIEL	J	06/16/82	\$29.97	\$359.64	Yes	\$359.64
			BURGOON	MARK	A	03/25/72	\$26.08	\$312.96	Yes	\$312.96
			CROSBY	PATRICK	P	01/27/76	\$29.97	\$359.64	Yes	\$359.64
			FUELLING	COLIN	T	04/13/81	\$29.97	\$359.64	Yes	\$359.64
			HARTING	DANIEL	W	10/04/72	\$38.90	\$466.80	Yes	\$466.80
			KERR	JEREMY	S	11/20/90	\$26.08	\$312.96	Yes	\$312.96
			MAY	CADEN	T	06/10/99	\$24.56	\$294.72	Yes	\$294.72
			MILLER	NATHAN	B	08/15/85	\$26.08	\$312.96	Yes	\$312.96
			MYERS	TYLER	J	03/18/92	\$26.08	\$312.96	Yes	\$312.96
			NELSON	ZACHERY	A	04/30/97	\$25.11	\$301.32	Yes	\$301.32
			POPPE	ANTHONY	J	11/07/89	\$26.08	\$312.96	Yes	\$312.96
			POWELL	DAVID	M	06/18/86	\$26.08	\$312.96	Yes	\$312.96
			RICE	JUSTIN	R	04/07/99	\$24.56	\$294.72	Yes	\$294.72
			TAYLOR	BRIAN	M	03/02/77	\$26.43	\$317.16	Yes	\$317.16
			WALE	THOMAS	M	08/17/67	\$42.16	\$505.92	Yes	\$505.92
			YODER	STEPHEN	A	08/14/72	\$26.43	\$317.16	Yes	\$317.16
							2022 CPT Payment Total	\$6,084.60		

Must complete at least 16 hours from these topics											Up to 8 hours can be	
Topic #1	Topic #2	Topic #3	Topic #4	Topic #5	Topic #6	Topic #7	Topic #8	Topic #9	Topic #10	Topic #11	Topic #12	
MANDATORY: Diversity, Inclusion and Equity (4 hours)	Responding to Mental Health Crisis (4 hours)	Use of Force (4 hours)	Legal Updates (4 hours)	Officer Personal Wellness (4 hours)	Responding to Sexual Assault (4 hours)	Domestic Violence (4 hours)	Law enforcement response to Mass Protests/Demonstrations (4 hours)	Standards for Law Enforcement Vehicular Pursuit	Investigation of Employee Misconduct	Bias-Free Policing	Law Enforcement Telecommunicator Training	
4.00	4.00	4.00	4.00	4.00	4.00	4.00	0.00	0.00	0.00	0.00	0.00	
4.00	4.00	3.25	4.00	3.00	3.50	4.00	0.00	0.00	0.00	0.00	0.00	
0.00	4.00	4.00	4.00	4.00	4.00	4.00	0.00	0.00	0.00	0.00	0.00	
0.00	0.00	0.00	0.00	0.00	0.00	0.00	0.00	0.00	0.00	0.00	0.00	
4.00	2.50	2.00	4.00	4.00	1.25	4.00	3.00	0.00	0.00	0.00	0.00	
4.00	4.00	4.00	4.00	4.00	4.00	4.00	0.00	0.00	0.00	0.00	0.00	
4.00	4.00	4.00	4.00	4.00	4.00	4.00	3.00	0.00	0.00	0.00	0.00	
4.00	4.00	4.00	4.00	4.00	4.00	4.00	3.00	0.00	0.00	0.00	0.00	
4.00	4.00	4.00	4.00	4.00	4.00	4.00	3.00	0.00	0.00	0.00	0.00	
4.00	4.00	4.00	4.00	4.00	4.00	4.00	3.00	0.00	0.00	0.00	0.00	
4.00	2.50	3.00	4.00	4.00	1.50	4.00	0.00	0.00	0.00	0.00	0.00	
4.00	4.00	4.00	4.00	4.00	4.00	4.00	0.00	0.00	0.00	0.00	0.00	
4.00	4.00	4.00	4.00	4.00	4.00	4.00	0.00	0.00	0.00	0.00	0.00	
4.00	0.00	1.00	4.00	4.00	4.00	4.00	3.00	0.00	0.00	0.00	0.00	
4.00	4.00	4.00	4.00	4.00	4.00	4.00	0.00	0.00	0.00	0.00	0.00	
4.00	4.00	3.00	4.00	4.00	1.50	4.00	0.00	0.00	0.00	0.00	0.00	
4.00	0.00	4.00	4.00	4.00	4.00	4.00	3.00	0.00	0.00	0.00	0.00	
4.00	4.00	3.00	4.00	4.00	4.00	4.00	0.00	0.00	0.00	0.00	0.00	



from these topics

Topic #13	Topic #14	Topic #15	Topic #16	Topic #17	
Body-Worn Cameras	Use of Deadly Force	Employee Recruitment and Hiring	Community Engagement	Agency Wellness	Total 2022 CPT Hours (24 Hours Total)
0.00	0.00	0.00	0.00	0.00	28.00
1.00	1.00	0.00	0.00	0.00	27.75
0.00	0.00	0.00	0.00	0.00	28.00
0.00	0.00	0.00	0.00	0.00	0.00
0.00	0.00	0.00	0.00	0.00	24.75
0.00	0.00	0.00	0.00	0.00	28.00
1.00	0.00	0.00	0.00	0.00	31.00
1.00	1.00	0.00	0.00	0.00	33.00
0.00	0.00	0.00	0.00	0.00	31.00
0.00	0.00	0.00	0.00	0.00	28.00
1.00	0.00	0.00	0.00	0.00	27.00
1.00	0.00	0.00	0.00	0.00	29.00
0.00	0.00	0.00	0.00	0.00	28.00
1.00	1.00	0.00	0.00	0.00	26.00
0.00	0.00	0.00	0.00	0.00	31.00
0.00	0.00	0.00	0.00	0.00	24.50
0.00	0.00	0.00	0.00	0.00	27.00
0.00	0.00	0.00	0.00	0.00	24.00

If the officer separated your agency in 2022, please enter the date of separation (MM/DD/YYYY)

Date Officer Completed CPT Requirement (MM/DD/YYYY)

10/15/2022

10/24/2022

09/20/2022

03/24/2022

07/13/2022

09/29/2022

10/04/2022

10/20/2022

10/27/2022

10/18/2022

08/29/2022

11/02/2022

10/14/2022

09/23/2022

10/21/2022

11/08/2022

10/20/2022

09/12/2022

## TRAINING DOCUMENTATION

Type of training: Firearms

Location of Training: CPD Range Meyer rd.

Date(s) of training: April 8 & 11, 2022

Length of training: 60 minutes

The following department officers completed firearms training in the following areas:

A. Training was conducted with the primary handgun and the Mossberg 930 semi auto shotgun.

1. Primary handgun: Shooting from distance and from behind cover (timed). Shooters engaged steel targets from 100 feet, requiring 3 hits on target before moving to barricades at 60 and 40 feet where targets were engaged from each side of the barricade. A limited amount of rounds were allotted for 15 hits on target.


2. Shotgun:

a. Officers conducted drills on the new Mossberg 930 semi auto shotgun. Loading and unloading drills were performed along with basic marksmanship firing. Officers then practiced tactical and select load drills.

b. Officers conducted drills from behind cover utilizing slugs at 150 feet and buckshot at 60 & 40 feet.

c. Officers completed the state qualification course.

The officers' names and training dates are attached.




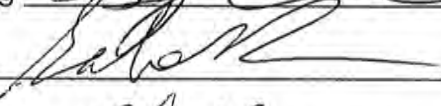







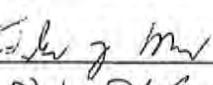


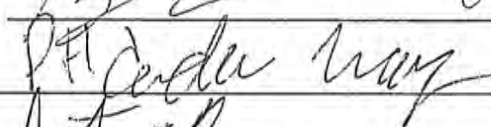
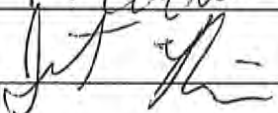


John Barker  
Firearms Instructor

## Celina PD Training Log – Date April 2022

Type of training: Firearms – Shotgun practice and qualification, Primary Handgun practice  
Location of training: CPD range Meyer rd

Signature - Date

Chief Wale		4-11-22
Asst Chief Harting		4-11-22
Sgt. Crosby		
Sgt. Fuelling		4-8-22
Sgt Bartlett		4/11/22
Inv. Barker		4-8-22
<del>Ptl. Burgeon</del>		
Det. B. Taylor		4-8-22
Det. Yoder		04/08/22
Ptl. Miller		4-8-22
Ptl. Poppe		4-11-22
Ptl. Powell		4/11/22
Ptl. Kerr		4-11-22
Ptl. Myers		4-11-22
Ptl. Balthis		4/11/22
Ptl. Nelson		04-11-2022
Ptl. May		4/8/22
Ptl. Rice		4-11-22

## Shotgun training April 2022

Mossberg model 930 semi auto shotgun / steel target / 50 feet

1. Loading and Unloading
  - a. Load 8 rounds into the magazine and 6 rounds into the side saddle
  - b. Unload the 8 rounds from the magazine
  - c. Load 6 rounds from the side saddle into the magazine
  - d. Unload 6 rounds from the magazine
2. 12 round load and fire (handling and sighting)
  - a. Load 8 rounds in the magazine and 6 rounds into the side saddle
  - b. Chamber 1 round
    - (1.) Fire 8 rounds from the magazine
    - (2.) Load 6 rounds from the side saddle and fire 6 rounds
3. Combat reloads
  - a. With 2 rounds in the magazine and 6 in the side saddle
  - b. Chamber 1 round
    - (1.) Fire 2 rounds, load 2 rounds (using a combat load)
    - (2.) Continue until 8 rounds have been fired
4. Tactical reloads
  - a. Load 8 rounds into the magazine and 6 rounds into the side saddle
  - b. Chamber 1 round
    - (1.) Fire 1 round and load 1 round from the side saddle
    - (2.) Fire 2 rounds and load 2 rounds from the side saddle
    - (3.) Fire 3 rounds and load 3 rounds from the side saddle
5. Select fire load (slugs)
  - a. Load magazine with 6 rounds
  - b. Load side saddle with 6 slugs
  - c. Load 1 round into the chamber
    - (1.) Perform a select load with 2 slugs
      - (a.) Place the first slug in the magazine
      - (b.) Eject the field load from the chamber
      - (c.) Load a second slug in the magazine
    - (2.) Fire 2 slugs
    - (3.) Repeat until all 6 slugs have been fired

Shotgun Training Course of Fire

- Barrells for barricades/cover at 150ft.
- Barricade at 75 ft.
- Barricade at 40 ft.
- Three steel targets
- Shotgun loaded in condition three with side saddle fully loaded with buckshot and slugs.

1. Start with shotgun in condition three at barricade at 150 ft.
2. On threat command load shotgun with two slugs and engage steel target with two slugs from cover.
3. After firing two slugs reload the shotgun with buckshot prior to moving from cover.
4. After shotgun is topped off move to 75 ft. barricade and engage steel target with one round standing from one side of the barricade and one round kneeling from the other side of the barricade.
5. After firing the two rounds of buckshot reload shotgun prior to moving from cover.
6. After shotgun is topped off move to 40 ft. barricade and engage the third steel target with one round standing from one side of the barricade and one round kneeling from the other side of the barricade.

\*\*Utilize proper cover while engaging threats and reloading shotgun

\*\*When moving watch for muzzle control – moving should be in high/low carry position

\*\*Low Light/Light usage when using cover – make sure to be far enough away from to not back light officer and expose position

- JSK



11/16  
- 88



## Primary Handgun

Mags	Targets	Props
1st-3 rounds	1 Steel	Police Vehicle
2nd-6 rounds	2 Paper	Wooden Barricade
3 <sup>rd</sup> -11 rounds		
Total 20 Rounds		

This course will have 3 stages with a total of 5 targets. Each target needs to be hit 3 times before the shooter advances to the next stage.

### First Stage

From 50 feet, the shooter needs to shoot a steel target 3 times. Shooter should reload at this time.

### Second stage

From 35 feet, the shooter needs to shoot a paper target from behind a vehicle 3 times. The shooter then transitions to the opposite side of the vehicle and shoots the other paper target. The shooter should reload prior to moving to the third stage.

### Third Stage

From 20 feet the shooter needs to engage a target from an open slot on the barricade. Once striking the target 3 times, the shooter needs to transition to another open slot and engage the other target.

After the last target is shot, the time will stop. In a perfect shooting situation, a shooter should only 15. The shooter has 20 rounds incase they needed to use extra. Please log how many shots were taken and how long it took for the course to be complete.

## TRAINING DOCUMENTATION


Type of training: Firearms  
Location of Training: CPD Range Meyer rd.  
Date(s) of training: September 16 & 19, 2022  
Length of training: 90 minutes

The following department officers completed firearms training in the following areas:

A. Training was conducted with the Primary handgun, Secondary handgun and the Mossberg 930 semi auto shotgun.

1. Primary handgun: Accuracy and speed shooting/reloads with commands, Police, Stop, Don't Move. Utilizing a bullseye target at 25 feet.
2. Secondary handgun: Accuracy drills from 15 and 20 feet utilizing cross target.
3. Shotgun: Timed event with select load shooting slugs at 150 feet, moving to 80, 60 and 50 feet using shot shells on steel targets. Reloads were required to complete the course.

The officers' names and training dates are attached.

  
John Barker  
Firearms Instructor

## Celina PD Training Log – Date September 2022











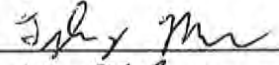
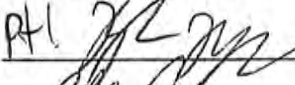
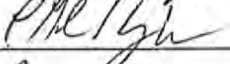



Type of training: Firearms

Secondary handgun qualification

Shotgun, Primary & Secondary handgun practice

Location of training: CPD range Meyer rd

Signature - Date

Chief Wale		9-19-2022
Asst Chief Harting		9-19-22
Sgt. Crosby		09-14-22
Sgt. Fuelling		09-16-22
Sgt Bartlett		9/16/22
Inv. Barker		9-16-22
Det. B. Taylor		
Det. Yoder		09/16/22
Ptl. Miller		9/19/22
Ptl. Poppe		9-16-22
Ptl. Powell		
Ptl. Kerr		9-16-22
Ptl. Myers		9-16-22
Ptl. Balthis		9/19/22
Ptl. Nelson		09-19-2022
Ptl. May		9-16-22
Ptl. Rice		9-16-22
Ptl. Cowan		09/16/22

## TRAINING DOCUMENTATION

Type of training: Firearms

Location of Training: CPD Range Meyer rd.

Date(s) of training: October 17 & 21, 2022

Length of training: 90 minutes

The following department officers completed firearms training in the following areas:

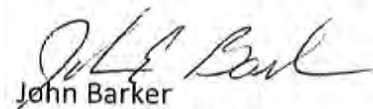
A. Training was conducted with the Primary handgun, Patrol Rifle and the Mossberg 930 semi auto shotgun.

1. Primary handgun: Accuracy drill – moving target. Officers engaged the Texas Star (rotating steel target) from a distance of 40 feet. At the signal to engage the target, officers gave the command Police, Stop, Don't Move! The officers had 20 rounds of ammunition in two magazines to hit the six steel targets. A log sheet was used to record times and hits.

2. Patrol Rifle: Moving while shooting. Distance 50-30 feet. Officers began by giving the command Police, Stop, Don't Move at which time they began moving in a modified rectangle, firing at one of three 4" paper targets. Officers would move to a simulated barricade (one of four) and engage one of the targets before moving in another direction to another barricade. Officers had 20 rounds distributed randomly in three magazines.

3. Shotgun: Clay target thrower. Officers loaded the shotgun with 6 rounds in the side saddle and four rounds in the magazine. The officers then engaged the launched targets. After firing the first two rounds the officers conducted a tactical reload. After firing the next four rounds the officers completed a combat reload and loaded the remaining rounds, engaging the targets until all rounds were fired.

The officers' names and training dates are attached.

  
John Barker  
Firearms Instructor

# Celina PD Training Log - Date ~~September~~ 2022

OCTOBER

Type of training: Firearms  
Primary handgun qualification  
Shotgun & Rifle practice  
Location of training: CPD range Meyer rd

## Signature - Date

Signature	Date
Chief Wale	10-21-22
Asst Chief Harting	10-21-22
Sgt. Crosby	10-17-22
Sgt. Fuelling	10-21-22
Sgt Bartlett	10/21/22
Inv. Barker	10-17-2022
Det. B. Taylor	10-21-22
Det. Yoder	10/17/22
Ptl. Miller	10/17/22
Ptl. Poppe	10-17-22
Ptl. Powell	10/21/22
Ptl. Kerr	
Ptl. Myers	10-17-22
Ptl. Balthis	10/21/22
Ptl. Nelson	10-21-2022
Ptl. May	
Ptl. Rice	10-21-22
Ptl. Cowan	10/17/22



2021

## Training Documentation

**Type of training:** Building Clearing/Scenarios

**Location of Training:** Mercer County Home

**Date(s) of training:** 09-20-2021

**Length of training:** 3 hrs.

The following department Officers completed training in the following areas: Building Clearing and scenario training. Training was conducted by Ptl. Kerr, Ptl. Powell, and Ptl. Barker

Asst. Chief Harting

Sgt. Crosby

Sgt. Fuelling

Det. Taylor

Det. Yoder

Ptl. Miller

Ptl. Poppe

Ptl. Myers

Ptl. Balthis

Pt. Nelson

Ptl. May

Ptl. Rice

Training on 09-20-2021 was conducted at the Mercer County Home. Officers were trained in up to date room clearing tactics and techniques. Officers trained clearing doorways and making entry into rooms as a single Officer as well as with multiple Officers. The clearing tactics were explained and demonstrated to Officers and they also conducted hands on training.

Officers were also provided up dated training using the ballistic shield. They were explained and demonstrated shield carry positions, reloads, and firearm retention position with the ballistic shield.

See attached lesson plan for further tactics shown to Officers.

Officers then conducted several scenarios at the County Home. Scenario's presented to Officers were domestic violence incident with exigent circumstance entry, clearing a vacant residence, welfare check with contact being made with the individual, felony/warrant service on the suspects residence, contact with a non-responsive/not responding to commands suspect

During the scenario's Officers made entry through different doorways as a solo Officers and with multiple Officers. Simmunition was used during this training.













Throughout training communication with other Officers on scene was stressed and trained.



Ptl. J. Kerr

A handwritten signature in black ink, appearing to be 'J. Kerr', written in a cursive style.

# CELINA POLICE

Building Clearing - 09-20-2021 - Mercer County Home

NO.	OFFICER NAME	SIGNATURE	DATE	TIME
1	TMW			
2	DWH		09-20-21	1230
3	PPC		09-20-21	0830
4	CTF		9-20-21	1230
5	GJB			
6	JEB		9-20-21	0830
7	MAB			
8	BMT		9-20-21	0830
9	SAY		09/20/21	1230
10	NBM		9-20-21	0830
11	AJP		9-20-21	1630
12	DMP		9/20/21	0830 - 1900
13	JSK		9-20-21	0830 - 1500
14	TJM		9/20/21	0830
15	KMB		9/20/21	1230
16	ZAN		09-20-2021	0830

NO.	OFFICER NAME	SIGNATURE	DATE	TIME
17	CAM		09/20/21	4:30
18	JRR		09-20-21	12:30
19				
20				
21				
22				
23				
24				
25				
26				
27				
28				
29				
30				
31				
32				
33				

**September 20<sup>th</sup>, 2021**  
**Building clearing Training**

- Training will be at the Mercer County Home
- Sign up for one time slot – each time slot is limited to 5 Officers
- There are time slots reserved for day shift and night shift patrol for ease of scheduling for those working.
- Required equipment: Duty belt, patrol ballistic vest, helmet & hard armor
- No Live Ammunition
- Any scheduling conflicts get with your Sergeant

<b>Monday September 20<sup>th</sup>, 2021</b>	
<b>0830 hrs. – 1130 hrs.</b>	
1. (Third Shift patrol)	PRC
2. (Third Shift patrol)	TJM
3.	BMT
4.	ZAN
5.	
<b>1230 hrs. – 1530 hrs.</b>	
1.	KMB
2.	CIF
3.	JRR
4.	SAY
5.	
<b>1630 hrs. – 1930 hrs.</b>	
1. (Day Shift patrol)	Gaden May
2. (Day Shift patrol)	ASP
3. (Day Shift patrol)	
4.	
5.	



## **2021 CPD Department Tactics & Building Training**

**September 20, 2021**

**Location: Mercer County Home**

Training will be focused on training Officers in up to date tactics for clearing rooms and buildings that have been learned at recent training schools. This training will try to uniform department clearing tactics.

Communication is crucial. Communication needs to be clear and to the point to let every officer know what is happening.

There will be one dates for training with three 3 hr. blocks each day.

The training will consist of basic fundamental drills, force on target scenarios, and force on force scenarios. Drills and scenario's will consist of single and multiple officers teams.

The scenario's will include use of verbal commands, shoot/no shoot decision making, use of less lethal options.

Below are some of the basic fundamentals that have been taught at recent training schools and these are things we are looking to make standard throughout the department.

### **One man working around doors and entry**

- Segment around doorway to get most view of room before entry
- Fighting foot forward (belt buckle towards threat area)
- Make entry to the last place you looked. You decide. You may have to go back(segment back) to the side you started to make entry into the room where you want.
- While approaching door make sure approach is narrow to limit exposure and began clearing as soon as you can see into room.

### **Two Man & Four Man around doors and entry**

- One man controls the pace and Two man drives the train
- Utilize thigh squeeze
- Weapon up on threat but your not looking down sights.
- Segment around doorway to get most view of room before entry
- Fighting foot forward (belt buckle towards threat area)
- Make entry to the last place you looked. You decide. You may have to go back(segment back) to the side you started to make entry into the room where you want.
- 18 in. off common wall – Don't get sucked into room.
- Moving/Move – Who every wants to move calls out moving and needs to be granted permission with the move call.
- Clearing room: Dig your hard corner first – First Priority, then Hard corner to 12 in. off muzzle of other man (closest to you) in room back to your corner then back to center of room.
- Entry: 3 and 4 man: Not digging corners so you don't point weapon at 1 and 2 man. 3 and 4 man have 50% of room +/- 10%.
- Clear/ All Clear

### **Closed Doors**

- Look for the hinges to determine which way it opens
- If possible get a man past the door to open it for other officer.
- Attack the crack
- Gun up on threat, not the door handle

### **Opening closed doors**

- Know who has the handle
- check to see if it is unlocked

- Indicate if its unlocked (verbal or head nod)
- One man barrel nods to let handle man know hes ready for door to be opened
- Handle man then opens the door for one man
- Handle man is then gun up on the doorway or moves as far as possible from threshold of door if taking himself out.

**Outward opening door**

- Handle man takes himself out of the entry if there are enough team members available.
- Last Man In

Don't Fight from the back of the bus

Communication of crucial

Good verbal commands

## Scenario's

During scenario's Officers will engage subjects and determine if they are a threat and respond accordingly.

Verbal commands will be used (Police, Stop, Don't Move, Let me see your hands slowly, Get on the ground, Etc.)

Less lethal option will be available

Contact/Cover will be used

Cuffing

Pat Down

Officer communication

Radio communication

#### Suspect with firearm

- immediately fire when they can see Officers
- upon contact with Officers draw firearm from place of concealment and give up
- upon contact with Officers draw firearm from place of concealment and fire
- have firearm presented but not on target and give up based on commands
- have firearm presented but not on target and fire on officers after some commands
- have firearm concealed and do not draw it and give up based on commands

#### Suspect with knife (less lethal option available)

- hold knife presented to officers but not threatening
- Suspect will give up or approach officers based on commands

Several scenarios will be set up in the Mercer County Home

Scenario's will utilize 1 to 5 Officer entry.

Open door business with forced entry, Open door to residence with forced entry, Suicidal Subject, Situation that would required responding Officers to enter and clear a structure, Etc.

During scenarios Officers will play it out how they would if were a real situation. If contact is made (lethal threat or arrest) does the other officer continue or wait for more back up to continue clearing. Discuss factors that will help make that decision.



**One Man clearing** – If clearing by yourself you may have to clear your way back out of a room.

- Segmenting not pieing
- Approach to door needs to be narrow to get most view inside the room
- Fighting foot forward (belt buckle towards threat)
- 0-45-90-45-0
- 0-45-90-Roll door
- 0-45-90-Roll door-Roll door back (if you don't like what you see)
- Who ever is clearing door will be first in
- They will make entry the last place they looked
- Dig your hard corner then to center of the room then back to corner
- 18 in. off common wall

**Practice:**

Have each officer clear a single door way multiple times from both sides of door. Train with both pistol and rifle.

- Start by making narrow approach to doorway
- Train on segmenting all the way around and rolling the door
- Train on footwork while segmenting utilizing the lean
- Train footwork making entry into the room
- Dig hard corner first then the rest of the room
- Train making entry utilizing the cross and button hook
- Train rolling door back to where you started

## **Two or more officer clearing**

### **Carry Positions – Muzzle Discipline**

- 1 man can be in a low or high ready
- Officers behind must be in a high carry or low carry to ensure muzzle discipline
- Same as one man clearing
- Thigh squeeze or I'm with you (something so you know your partner is with you)
- Who ever is clearing door will be first in
- They will make entry to last place they looked
- Two man steps up and can be gun up but has to be aware to not muzzle 1 man as they enter (pace is set by 1 man)
- Dig your hard corner then to 12 in. off muzzle of closest guy next to you then back to corner.
- 3 & 4 man clearing not digging corner due to guys there. Clearing room from center to 12 in. off closest muzzle to 12 in. off other side muzzle
- 2 man entry: 1 & 2 man enter 3-5 ft. into room 18 in. off common wall.
- 4 man entry 1 & 2 man enter 6-8 ft. into room and 3 & 4 man 2-3 ft. into room 18 in. off common wall.
- Clear/All clear
- When moving in room make sure you communicate moving so other guys know what your doing.
- If you approach a door from opposite sides need to communicate as to who is going to segment

### **Practice:**

Start with two officers at one doorway and clear with two officers on a single door multiple times from both sides. Train with both pistol and rifle.

- Same clearing as single officer drill
- Two man gun up but have to be aware to not muzzle one man as he makes entry
- Train to segment the door and make entry and to segment the door then roll it back to where the officer started.
- Train muzzle discipline with multiple officers into room.

After two officer clearing add a third and fourth officer

After 2-4 man basic clearing discuss bumping doorways to maintain long cover

If long cover is needed that needs to be communicated as your approaching. "You got long" or "I got long" something clear so everyone knows what is going to be done.

Train someone providing long cover while the other officers clear a room.

Don't fight from the back of the bus (have to get on line with other Officers to be able to engage.)

### **Closed Doors**

- Look for the hinges to determine which way it opens
- If possible get a man past the door to open it for other officer.
- Attack the crack
- Gun up on threat, not the door handle

### **Opening closed doors**

- Know who has the handle
- check to see if it is unlocked
- Indicate if its unlocked (verbal or head nod)
- One man barrel nods to let handle man know hes ready for door to be opened
- Handle man then opens the door for one man
- Handle man is then gun up on the doorway or moves as far as possible from threshold of door if taking himself out.

### **Outward opening door**

- Handle man takes himself out of the entry if there are enough team members available.
- Last Man In

**Practice:**

Utilize doors at Mercer County Home

Have every officer run through being door man and entry man multiple times

**Shield:**

- Holding ballistic shield
- Shooting arm extended having contact with the side of the shield
- Retention position: shooting arm brought in with firearm turned horizontally with knuckles of shooting hand pressed on back side of shield. Make sure knuckles contact shield to have reference point and to know your firearm has cleared the shield.
- Reloads with shield – drop mag, holster firearm, get fresh mag, insert mag while firearm is holstered, unholster firearm, drop side with slide release or use edge of holster or shield to rack slide.
- Malfunctions: Tap, Rack, Go – Tap to ensure magazine is seated on side of holster or hard object (remember muzzle awareness), rack slide on hard object (side of holster, shield) and back in fight. If that did not fix it reload. Other malfunctions rack slide and go.
- Moving with shield – remember to keep shield square to body and up to provide you with the most coverage.
- Moving in close spaces and around doorways: Bring firearm to retention position until can fully present firearm.

### Equipment list:

- Schedule
- Sign in sheet
- Lesson plan
- Simmunition conversion kits
- Simmunition ammo
- Simmunition revolvers
- Blank (blue) taser cartridge
- Med kit
- Radio
- Training knife
- Paintball mask
- Patrol vest
- Duty Belt
- Table
- Water
- Shields



## TRAINING DOCUMENTATION

Type of training: Firearms

Location of Training: CPD Range Meyer rd.

Date(s) of training: April 19 & 23, 2021

Length of training: 90 minutes

The following department officers completed firearms training in the following areas:

A. Training was conducted with the primary handgun, carbine rifle and secondary handgun.

1. Primary handgun: Officers responded to shots fired call, engaged in a foot pursuit to increase adrenaline and then had to identify suspects and engage armed suspects based on a radio dispatch. With commands of Police-Stop- Don't move. The scenario repeated approximately 5 times for each officer.

2. Secondary handgun: Speed and accuracy drills at 15 feet with accuracy being the prime concern. 25 rounds on the 5x5 target and 15 rounds on a failure to stop 2 to the body one to the head drill.

3. Carbine Rifle: Officers engaged 6" steel targets at 100 yards with a position of choice. Officers were provided with 20 rounds (four magazines with 5 rounds each).

The officers' names and training dates are attached. Chief Wale and Detective Taylor did not participate in the additional training.



John Barker  
Firearms Instructor

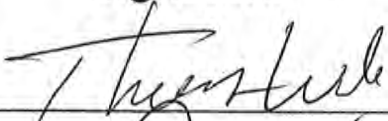

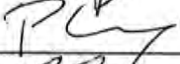

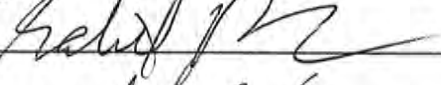

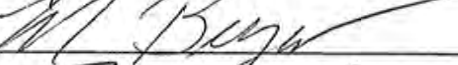

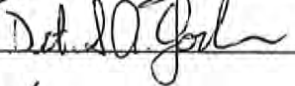
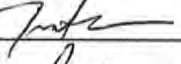




## Celina PD Training Log – April 2021

Type of training: Firearms – Secondary HG qualification

Primary HG & Carbine Rifle practice

Location of training: CPD range Meyer rd

### Signature - Date

Chief Wale		4-23-21
Asst Chief Harting		4-23-21
Sgt. Crosby	 04-19-21	
Sgt. Fuelling	 4-19-21	
Sgt Bartlett		4/23/21
Inv. Barker		4-19-2021
Ptl. Burgoon		4-19-21
Det. B. Taylor		4-23-21
Det. Yoder	 Det. John	04/19/21
Ptl. Miller		4-23-21
Ptl. Poppe		4-23-21
Ptl. Powell		4/23/21
Ptl. Kerr		4-19-21
Ptl. Myers	Ptl. Myers, man	4-23-21
Ptl. Balthis	Ptl. Balthis, man	4-19-21
Ptl. Nelson		4-23-2021

Celina Police Department  
Select Fire Operator Course

Date: 11-10-21

Time: 1400 hrs. - 1700 hrs

Location: CJD Range

Sign and Date

Pat Zee Nelson



11-10-2021

plate carrier

**RANGE PROFICIENCY RECORD: SUBMACHINE GUN (SMG)**

Name: Zachery Nelson Agency: Celina Police Department

Weapon make: Colt Model: M16 A1 Serial #: [REDACTED]

Hits in the preferred area (PA) count as a plus one (+1).

Hits in the non-preferred area (NPA) and inside of the silhouette outline are zero (0).

Rounds not fired (NF) are zero (0).

Rounds outside of the silhouette outline (MISS), off the target (MISS), fired over the time limit (OT), or any extra rounds fired (ERF) are minus 1 (-1).

Stage 1 PA: \_\_\_\_\_ NPA: \_\_\_\_\_ NF: \_\_\_\_\_ MISS: \_\_\_\_\_ OT: \_\_\_\_\_ ERF: \_\_\_\_\_

Stage 2 3 hits in the preferred area, and 1 hit in the head circle (or hip circle)

PA: \_\_\_\_\_ NPA: \_\_\_\_\_ NF: \_\_\_\_\_ MISS: \_\_\_\_\_ OT: \_\_\_\_\_ ERF: \_\_\_\_\_

Stage 3 PA: \_\_\_\_\_ NPA: \_\_\_\_\_ NF: \_\_\_\_\_ MISS: \_\_\_\_\_ OT: \_\_\_\_\_ ERF: \_\_\_\_\_

Stage 4 PA: \_\_\_\_\_ NPA: \_\_\_\_\_ NF: \_\_\_\_\_ MISS: \_\_\_\_\_ OT: \_\_\_\_\_ ERF: \_\_\_\_\_

Stage 5 PA: \_\_\_\_\_ NPA: \_\_\_\_\_ NF: \_\_\_\_\_ MISS: \_\_\_\_\_ OT: \_\_\_\_\_ ERF: \_\_\_\_\_

Stage 6 PA: \_\_\_\_\_ NPA: \_\_\_\_\_ NF: \_\_\_\_\_ MISS: \_\_\_\_\_ OT: \_\_\_\_\_ ERF: \_\_\_\_\_

Stage 7 PA: \_\_\_\_\_ NPA: \_\_\_\_\_ NF: \_\_\_\_\_ MISS: \_\_\_\_\_ OT: \_\_\_\_\_ ERF: \_\_\_\_\_

Stage 8 PA: \_\_\_\_\_ NPA: \_\_\_\_\_ NF: \_\_\_\_\_ MISS: \_\_\_\_\_ OT: \_\_\_\_\_ ERF: \_\_\_\_\_

Subtotals: 25 MISS: \_\_\_\_\_ OT: \_\_\_\_\_ ERF: \_\_\_\_\_

Total: 25 (PASSING IS A MINIMUM OF 20)

Date tested: 11-10-21 Passed: ✓ Failed: \_\_\_\_\_

Tested by: S Kir REQ#: 07951 Exp: 9-6-24

*[Signature]*

OHIO PEACE OFFICER TRAINING ACADEMY

**CPD Tactical Response Team**  
**Firearms Training Record**  
**Select Fire**

Date: 11-10-2021

Time: 1400 hrs. – 1900 hrs.

Location: CPD Range

Team Members Present for training: Kerr & Nelson

**Description of training:**

Ptl. Nelson was certified and qualified on his issued select fire rifle.

Ptl. Nelson has been provided a copy of CPD use of force policy and CPD policy on LESO weapons. A copy of case law (Graham v Conner and Tennessee v. Garner) were discussed and provided to Ptl. Nelson.

During the training the principals of marksmanship were discussed as well at the select fire rifle function checks.

Drills conducted using full automatic fire mode:

- Safety manipulations (dry fire)
- Up drills working trigger management
- Turn drills
- Shooting on the move
- Rifle to pistol transitions

Team Member completing form (sign and date): Ptl. J. Kerr (Firearms instructor) 11-11-2021

*J. Kerr* 11-11-21



## TRAINING DOCUMENTATION

Type of training: Firearms  
Location of Training: CPD Range Meyer rd.  
Date(s) of training: October 15 & 18, 2021  
Length of training: 90 minutes

The following department officers completed firearms training in the following areas:

A. Training was conducted with the primary handgun, patrol rifle and secondary handgun.

1. Primary handgun: Shooting using the ballistic shield. Distance and retention shooting. Reloading with the shield. Moving and shooting with the shield.

2. Secondary handgun: Malfunction drills (starting with Police, Stop, Don't Move) both hands, strong and weak hand only. Shooting with bystanders in the way (Using command Police – Move) Move innocent bystanders out of the way and hold them back while shooting.

3. Carbine Rifle: Shooting from a barricade at various positions, standing, kneeling, prone and from the back.

The officers' names and training dates are attached.

Ptl. Burgoon did not participate in the Secondary Handgun drill.



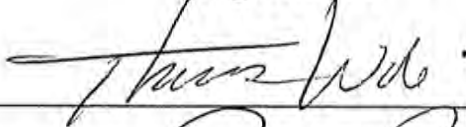

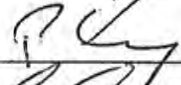

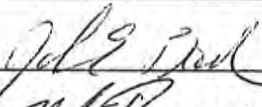
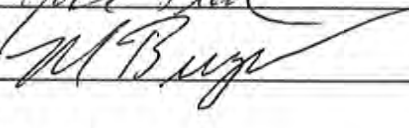
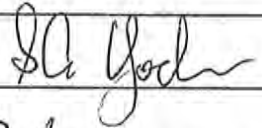
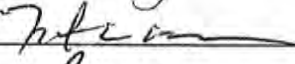



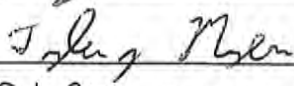
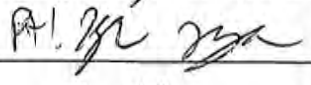

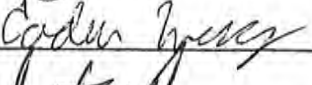

John Barker  
Firearms Instructor

## Celina PD Training Log- October 2021

Type of training: Primary HG & Secondary HG practice  
Carbine Rifle qualification

Location of training: Celina PD Range

Signature - Date

Chief Wale		10-18-21
Asst Chief Harting		10-15-21
Sgt. Crosby		10-18-21
Sgt. Fuelling		10-18-21
Sgt. Bartlett		
Inv. Barker		10-15-21
Ptl. Burgoon		10-15-21
Det. Taylor		
Det. Yoder		10/18/21
Ptl. Miller		10/18/21
Ptl. Poppe		10-18-21
Ptl. Powell		10/18/21
Ptl. Kerr		10-15-21
Ptl. Myers		10/18/21
Ptl. Balthis		10/18/21
Ptl. Nelson		10-18-2021
Ptl. May		10/18/21
Ptl. Rice		10-18-2021

Shooting Schedule  
**Patrol Rifle qualification**  
**&**  
**Primary HG and Secondary HG practice**

Friday October 15, 2021

0830 <del>_____</del>	0830 <u>MAB</u>	0830 <u>DWH</u>
1045 <u>ROCKFORD</u>	1045 <u>ROCKFORD</u>	1045 <u>ROCKFORD</u>
1430 <del>_____</del>	1430 <u>JEB</u>	1430 <u>JSK</u>
1630 _____	1630 _____	1630 _____

Monday October 18, 2021

0830 <u>TJM</u>	0830 <u>PPC</u>	0830 <u>ZAN</u>
1045 <u>UMP</u>	1045 <u>TRP</u>	1045 <u>CTM</u>
1430 <u>SAY</u>	1430 <u>TMW</u>	1430 <u>ASP</u>
1630 <u>WMB</u>	1630 <u>CTF</u>	1630 <u>NDM</u>

*add slots*

*[Handwritten initials]*

Required Equipment: Uniforms required  
 Location: CPD Range  
 Please initial a slot above to reserve a time.  
 \*Scheduling conflicts should be coordinated with shift sergeants.  
 Ptl. Barker

## TRAINING DOCUMENTATION

Type of training: Firearms  
Location of Training: CPD Range Meyer rd.  
Date(s) of training: November 12 & 15, 2021  
Length of training: 90 minutes

The following department officers completed firearms training in the following areas:

A. Training was conducted with the primary handgun, carbine rifle and secondary handgun.

1. Primary handgun:


a. Officers practiced drills in marksmanship and speed reloading drills with an emphasis on accuracy. Those drills were conducted at 25 feet and began with the officer giving the command "Police, Stop, Don't Move"

b. Officers practiced de-escalation drills by giving verbal commands beginning with Police, Stop, Don't Move to an armed and wanted person. Officers would then de-escalate to simulated handcuffing while continuing with verbal commands. The scenario was repeated several times with officers also engaging steel targets which were placed at angles up to approximately 35 degrees to the officer's approach, with multiple rounds as determined by the range officer.

2. Secondary handgun: Accuracy drills at 15 feet.

3. Carbine Rifle: Officers had to engage silhouette targets from varying shooting positions from barricades at distances of 75 feet and 50 feet. The range instructor would provide information to identify the proper target and the officers would have to locate the corresponding identification on the proper target and engage the target with three rounds. Three reloads for a total of 30 rounds were fired.

The officers' names and training dates are attached. Sgt. Fueling and Ptl. Poppe did not participate in the additional training.

  
John Barker  
Firearms Instructor






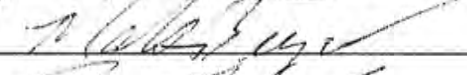

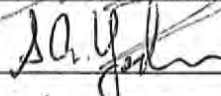



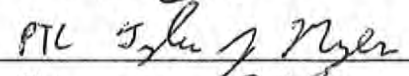
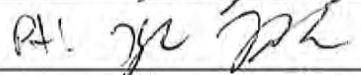

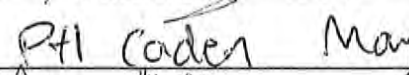
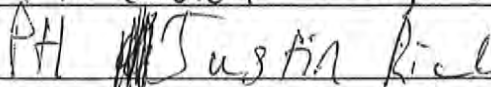
## Celina PD Training Log- November 2021

Type of training: Primary HG & Shotgun qualification

Primary, Secondary HG & Patrol rifle practice

Location of training: Celina PD Range

Signature - Date

Chief Wale		11-15-21
Asst Chief Harting		11-12-21
Sgt. Crosby		11-15-21
Sgt. Fuelling		
Sgt. Bartlett		11-12-21
Inv. Barker		11-12-21
Ptl. Burgoon		11-12-21
Det. Taylor		11-12-21
Det. Yoder		11/15/21
Ptl. Miller		11/12/21
Ptl. Poppe		
Ptl. Powell		11-12-21
Ptl. Kerr		11-15-21
Ptl. Myers		11/15/21
Ptl. Balthis		11/15/21
Ptl. Nelson		11-12-21
Ptl. May		11/15/21
Ptl. Rice		11-15-21

2020

## Celina Police Department Memorandum of Understanding (MOU)

From: TStewart@dps.ohio.gov 04/01/20 08:52  
To: twale.celinapd@bright.net  
Cc: mburgoon.celinapd@bright.net  
Attachments: OSHP OLEIS MOU 5.30.17.pdf (55.8 kB); OSHP Mobile Printers rev. 2017\_final.pdf (18.1 kB);

---

Good Morning:

In an effort to maintain consistency with the Department of Public Safety Contracts Division, the Technical Records Coordinating Committee (TRCC) management has implemented a two year cycle for all MOUs to ensure documents on file are revised and updated as necessary. Please complete the attached forms and return immediately. Thank you.

Sincerely,

Tina M. Stewart  
Traffic Records Coordinating Committee  
1970 W. Broad Street  
Columbus, Ohio 43223  
Phone: 614-644-8889  
Fax: 614-752-6602  
[TStewart@dps.ohio.gov](mailto:TStewart@dps.ohio.gov)

**Ohio** | Department of  
Public Safety



**MEMORANDUM OF UNDERSTANDING FOR THE STATE OF OHIO  
DEPARTMENT OF PUBLIC SAFETY  
OHIO LAW ENFORCEMENT INFORMATION SYSTEM (OLEIS)  
CRASH MODULE and eCITATION SOFTWARE**

This Memorandum of Understanding (hereinafter "MOU") is being entered into between the State of Ohio, Department of Public Safety (hereinafter "ODPS") and CELINA Police Dept. (hereinafter "User"). The purpose of this MOU is to establish terms and conditions whereby ODPS shall provide access to, use of, training in, and ongoing support for Ohio's OH-1 Crash Reporting and eCitation Software and manuals developed for Ohio's law enforcement agencies and whereby User shall provide information to the State of Ohio's Department of Public Safety (hereinafter referred to as "ODPS") for OH-1 accident and/or eCitation reporting in an automated format. This MOU also sets forth terms and conditions to be followed by both ODPS and User so as to protect and maintain the integrity of said system on a statewide basis.

**I. USER RESPONSIBILITIES**

1. User agrees to make no changes to the software design or code tables that may affect the format, accuracy, or reliability of the OH-1 automated crash reporting system or eCitation information that is to be reported to ODPS.
2. User shall not knowingly release or provide the software installation files, or allow access to the software installation files, to any third party including any law enforcement agencies or software/hardware vendors without written approval from ODPS.
3. User shall not duplicate, copy, download, or transfer the software onto any other medium, unless it is to facilitate the installation of the software to a device that does not support available media.
4. User shall consult ODPS prior to making any additions, enhancements or alterations to the software.
5. User shall comply with the accident reporting requirements provided in Ohio Revised Code § 5502.11 and Ohio Administrative Code 4501-31-01. In exchange for use of OLEIS Crash Module, User shall fulfill applicable accident reporting requirements through electronic means.
6. User shall comply with all of the requirements, limitations, and restrictions of the federal and state Driver's Privacy Protection Act and related laws and rules, including 18 U.S.C. 2721-2725, Ohio Revised Code §§4501.27, 4507.53, and Ohio Administrative Code 4501:1-12-02.
7. User shall only use this software for criminal justice purposes in the course of its ordinary business.
8. User shall comply with the citation reporting requirements provided by the Ohio Supreme Court. In exchange for use of OLEIS eCitation Module User shall submit applicable citation data to ODPS through electronic means.
9. User shall follow and comply with any applicable manuals for the use of the OLEIS eCitation Module User.
10. User shall ensure that all personnel that utilize OLEIS preserve login information securely, do not share login information with any other user or nonuser, do not leave screens unattended in order to prevent unauthorized use, and immediately notify ODPS, via [ServiceDesk@dps.ohio.gov](mailto:ServiceDesk@dps.ohio.gov), of any misuse, security breach, invalid use, or suspected unauthorized use.

11. Violation of these responsibilities will relieve ODPS of its responsibilities to the User and may result in termination of this MOU.

## **II. ODPS RESPONSIBILITIES**

1. ODPS agrees to provide to the user initial software, related training and/or user manual(s), and initial training as requested by User. Software training will be held at ODPS unless otherwise specified, and User shall be responsible for any costs associated with travel to and from ODPS.
2. ODPS shall provide User with technical support and telephone consultation, if appropriate, regarding the use of the software, and any corrections, updates or enhancements relative to the OH-1 crash reporting and eCitation systems only. ODPS assumes no responsibility for generic software or hardware technical support or consultation beyond that required to achieve the goals of this project and terms of this MOU. Telephone consultation will usually be available Monday through Friday (excluding Holidays) from 8:00 a.m. to 4:30 p.m.
3. ODPS may, when necessary, modify or enhance the software which may result in upgrades of said software. ODPS agrees to provide User with a copy of any such software including all modifications, enhancements, and training documentation as well as continued technical support and consultation as detailed supra.

## **III. SOFTWARE OWNERSHIP**

ODPS retains sole and exclusive ownership of the software and training/operation manual(s) and documentation. User is herein granted a right to possess and use the software and accompanying manual(s) and documentation in accordance with the terms of this MOU during the term of this MOU. Users may load the software on multiple workstations or laptops.

## **IV. GOVERNING LAW**

This MOU shall be governed, construed, and enforced in accordance with the laws of the State of Ohio.

## **V. PAYMENT**

ODPS agrees to allow usage of the OLEIS software free of charge. However, ODPS shall review maintenance and support needs on an annual basis, and should it become necessary, ODPS reserves the right to charge a reasonable fee for the use of the Crash Module and/or eCitation Module. Should such a fee become necessary, ODPS shall provide sixty days written notice to User prior to implementation of the fee structure.

## **VI. TERM AND TERMINATION**

This MOU will be effective on the date of the last signature to this MOU and shall remain in effect until termination under the terms of this MOU.

This MOU may be terminated at the request of either party after thirty days written notice. The thirty-day period shall begin upon receipt by the receiving party. Upon termination, User shall stop use of the software provided under this MOU and return it to ODPS. User shall also remove said software from any devices on which it is installed. User shall also stop use of any drawing software that may have been provided by ODPS to the agency.



**VII. LIABILITY**

By entering into this MOU, User is agreeing to the installation of necessary software to operate OLEIS. User agrees to abide by the terms of the necessary software and to indemnify, defend, and hold harmless ODPS from any claims related the use or misuse of the necessary software by User.

With the exception of liability for the necessary software, by entering into this MOU no Entity is agreeing to indemnify or to hold harmless any other Entity for any additional liabilities of any kind which may arise from any action or omission of the latter Entity or its personnel acting under this MOU. Each Entity shall be solely responsible for the cost of replacement of any lost or damaged equipment or apparatus and for any other injuries or damages that may arise from any action or omission of an Entity or its personnel acting under this MOU.

**VIII. EXECUTION AND MODIFICATION**

This MOU may be executed in one or more counterparts, all of which, taken together, shall constitute one and the same instrument, which integrated instrument contains the entire agreement of the parties on the subject matter of this MOU.

Modification of this MOU may be made by mutual written agreement of the parties. Such amendment is effective upon the date of approval by both parties.

**IX. NOTICE**

**Contact for the Ohio Department of Public Safety:**


For Technical Support: [ServiceDesk@dps.ohio.gov](mailto:ServiceDesk@dps.ohio.gov)  
Correspondence: Ohio Department of Public Safety  
OLEIS  
P.O. Box 182081  
Columbus, Ohio 43218-2081

WHEREAS the parties hereto have executed this MOU as of the day and year written below.

**ODPS Signature:**

**Thomas J. Stickrath, Director**  
*Name & Title*

**Date**

  
**User Signature:**

**THOMAS M. WALE Chief of Police**  
*Print Name & Title*

**Date**

*05-12-20*

User agency information:

Agency Name CELINA POLICE DEPARTMENT

Contact Person, Name & Title THOMAS M. WALE Chief of Police

Contact E-mail twale@celinapd@bright.net

Telephone Number 419-586-2345

Agency Fax Number 567-890-6369

**MEMORANDUM OF UNDERSTANDING  
Concerning the Acceptance of Equipment  
from the Ohio Department of Public Safety**

1. **PARTIES.** This Memorandum of Understanding ("MOU"), is made and entered into between the Ohio Department of Public Safety ("ODPS"), and with CELINA POLICE DEPARTMENT ("Recipient Agency"), collectively referred to as "the Parties."
2. **BACKGROUND.** ODPS has received a federal grant through the Ohio Traffic Safety Office to the Ohio Traffic Records Coordinating Committee (TRCC). One of the main objectives of TRCC is to support data improvements at all levels of government and strive to minimize duplication, improve uniformity, advance electronic data collection, and facilitate data access and use. To help meet this objective, TRCC has approved the purchase of in-car printers for outside law enforcement agencies that use the Ohio Law Enforcement Information System (OLEIS) eCitation module or an ODPS approved eCitation module provided by a vendor.
3. **PURPOSE.** The purpose of this MOU is to provide to Recipient Agency with PocketJet 7, or comparable mobile printers and mounts ("equipment") and to set forth the terms and conditions associated with accepting such equipment.
4. **EQUIPMENT.** By signing this MOU, Recipient Agency agrees that upon receipt of the equipment in the quantity outlined in the eCitation In-Car Printer Application approved by ODPS, which is hereby incorporated into this MOU, the Recipient Agency will use the equipment according to the terms and conditions contained within this MOU. Additionally, the Parties agree that any letter detailing the receipt of the equipment including the description, serial number and asset management number signed by the Recipient Agency will be incorporated into this MOU.
5. **REQUIREMENTS.** The Recipient Agency understands and agrees that by accepting the equipment it must meet and maintain the following requirements:
  - a. Be a department who conducts traffic enforcement in the State of Ohio;
  - b. Use the OLEIS eCitation module or a private vendor eCitation module that meets rules established by ODPS, including the successful transmission of test citation data to ODPS;
  - c. Enter into this MOU with ODPS;
  - d. Submit Recipient Agency's traffic citations to a court with a Local Rule established to accept eCitations;
  - e. Have in-car computers;
  - f. Use the printers primarily for eCitations; and
  - g. Maintain the equipment and provide necessary supplies.

Recipient Agency understands and agrees that these requirements must be met and maintained for the shelf life of the equipment, not to exceed three years from the date the equipment is deployed for use.

Recipient Agency understands and agrees that if the Recipient fails to meet or maintain these requirements, Recipient Agency will be required to return the equipment to ODPS.

6. **GOVERNING LAW.** This MOU is made and entered into in the State of Ohio and shall be governed and construed in accordance with the laws of Ohio.
7. **MODIFICATION.** This MOU constitutes the entire agreement between the Parties, and any changes or modifications to this MOU shall be made and agreed to by the Parties in writing.
8. **EFFECTIVE DATE.** The term of this MOU shall become effective upon the signing of both Parties.


IN WITNESS WHEREOF, the Parties hereto have caused this MOU to be executed, as of the day and year last written below.

**Ohio Department of Public Safety**

By: \_\_\_\_\_  
Thomas J. Stickrath, Director

Date: \_\_\_\_\_

CELINA POLICE DEPARTMENT  
225 N. Main Street  
Celina, Ohio 45822  
(419) 586 2345

**Recipient Agency:** \_\_\_\_\_  
By:   
Chief/Sheriff: THOMAS M. WALE

Date: 5-12-2020



### User List

Badge Number	First Name	Last Name	Precinct	Zone	Is Active
407	John	Barker ✓			<input checked="" type="checkbox"/>
414	Ptl Anthony	Poppe X	1	1	<input checked="" type="checkbox"/>
415	Ptl Dave	Powell ✓	1	1	<input checked="" type="checkbox"/>
416	Ptl Jeremy	Kerr X	1	1	<input checked="" type="checkbox"/>
418	Ptl Kyle	Balthis X	1	1	<input checked="" type="checkbox"/>
412	Ptl Nathan	Miller ✓	1	1	<input checked="" type="checkbox"/>
404	Ptl Patrick	Crosby X	1	1	<input checked="" type="checkbox"/>
410	Ptl Steve	Yoder	1	1	<input checked="" type="checkbox"/>
417	Ptl Tyler	Myers X	1	1	<input checked="" type="checkbox"/>
409	Ptl. Brian	Taylor ✓	1	1	<input checked="" type="checkbox"/>
408	Ptl. Mark	Burgoon ✓	1	1	<input checked="" type="checkbox"/>



FIREARMS RANGE LOG

Night shoot - 03/14/2020

SIGNATURE & DATE

Chief Wale \_\_\_\_\_

Asst. Chief Harting \_\_\_\_\_

 Sgt. K. Taylor \_\_\_\_\_

Sgt. Fuelling \_\_\_\_\_

Sgt. Crosby \_\_\_\_\_

Ptl. Barker \_\_\_\_\_

Ptl. Burgoon \_\_\_\_\_

Ptl. B. Taylor \_\_\_\_\_

Ptl. Yoder \_\_\_\_\_

Ptl. Bartlett \_\_\_\_\_

 \_\_\_\_\_

Ptl. Miller \_\_\_\_\_

Ptl. Poppe \_\_\_\_\_

Ptl. Powell \_\_\_\_\_

Ptl. Kerr PH. [Signature] \_\_\_\_\_

Ptl. Myers \_\_\_\_\_

Ptl. Balthis PH. [Signature] \_\_\_\_\_

 \_\_\_\_\_

**Night/Cold Weather Shoot**  
**03-14-2020**  
**CPD Range**

On 03-14-2020 at approximately 1945 hrs. I conducted firearms training at the CPD range with Ptl. Balthis. Ptl. Balthis was trained on shooting handgun, patrol rifle, and shotgun in cold weather and during low light/night conditions. Ptl. Balthis was also trained on shooting/moving around a patrol vehicle during low light/night conditions with the patrol vehicle's emergency lights activated.

  
Ptl. J. Kerr  
Firearms Instructor

# Night/Cold Weather Shoot

03-14-2020

CPD Range

Night/Cold Weather Shoot:

**Training** – To have Officers train with all firearms platforms with cold weather gear. Also have Officers train to shoot/move around a patrol vehicle at night with emergency lights activated.

- Patrol vehicle set up at 40-50 ft. with target on left and right side of vehicle.
- Barricade set up at 20-30 ft. with target on left and right side.

**Patrol Rifle:** Officer will begin seated/buckled in driver seat of cruiser. Officer will activate emergency overhead lights. On threat command Officer will unbuckle and retrieve patrol rifle from gun rack. Officer will exit the vehicle and proceed to the trunk area and engage right target with 3-5 rounds. Officer will then move to hood area and engage right target with 3-5 rounds. Officer will then move to front bumper and engage left target with 3-5 rounds (kneeling).

At this time Officer should perform reload prior to moving from vehicle.

Officer will then move to barricade and engage left and right barricade targets from different shooting positions with 3-5 rounds for several rounds on either side of barricade.

**Primary Handgun:** Officer will begin seated/buckled in driver seat of cruiser. Officer will activate emergency overhead lights. On threat command Officer will unbuckle and exit the vehicle and proceed to the trunk area and engage right target with 3-5 rounds. Officer will then move to hood area and engage right target with 3-5 rounds. Officer will then move to front bumper and engage left target with 3-5 rounds (kneeling).

At this time Officer should perform reload prior to moving from vehicle.

Officer will then move to barricade and engage left and right barricade targets from different shooting positions with 3-5 rounds for several rounds on either side of barricade.

**Shotgun:** Officer will begin seated/buckled in driver seat of cruiser. Officer will activate emergency overhead lights. On threat command Officer will unbuckle and retrieve shotgun from gun rack. Officer will exit the vehicle and proceed to the trunk area and engage right target with 2 rounds. Officer will then move to hood area and engage right target with 2 rounds. Officer will then move to front bumper and engage left target with 2 slugs (kneeling).



At this time Officer should perform reload prior to moving from vehicle.

Officer will then move to barricade and engage left and right barricade targets from different shooting positions with the remaining shotgun rounds.

Ptl. J. Kerr

Firearms Instructor

## TRAINING DOCUMENTATION

Type of training: Firearms

Location of Training: CPD Range Meyer rd.

Date(s) of training: February 12, 16 and 19, 2020

Length of training: 45 minutes

The following department officers completed firearms training in the following areas:

A. Training was conducted with the primary handgun, shotgun and patrol carbine rifle.

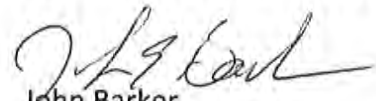
Training was conducted in colder weather temperatures at night using the lighting of a patrol cruiser along with the emergency overhead lighting systems activated.

B. Officers used variations of emergency long gun removal from the cruiser from seat belted in the cruiser to retrieval from outside the vehicle. All three firearms were used to engage two target areas.

C. Officers engaged the two target areas from the rear of the cruiser, front quarter of the cruiser and an area adjacent to the cruiser, requiring movement from cover to cover.

D. Officers were required to conduct tactical reloads and emergency reloads on all three firearms.

The officers' names and training dates are attached.



John Barker

Patrolman/Firearms Instructor

## Celina PD Training Log – February 2020

Type of training: Firearms – Night time – cold weather  
primary handgun, carbine rifle and shotgun

Location of training: CPD range Meyer rd

Signature - Date

Chief Wale \_\_\_\_\_

Asst Chief Harting \_\_\_\_\_

Ptl. Crosby P. Crosby 02.19.2020

Sgt. Fuelling [Signature] 2-19-20

Inv. Barker [Signature] 2-12-2020

Ptl. Burgoon M. Burgoon 2-19-20

Det. B. Taylor \_\_\_\_\_

Det. Yoder [Signature] 02/19/20

Ptl. Bartlett [Signature] 2/19/2020

Ptl. Miller \_\_\_\_\_

Ptl. Poppe [Signature] 2-16-20

Ptl. Powell Ptl. Powell 2/16/2020

Ptl. Kerr [Signature] 2-16-2020

Ptl. Myers ITL [Signature] 2/19/20

Ptl. Balthis \_\_\_\_\_

Shooting Schedule  
Night Time - Cold Weather  
Primary Handgun, Shotgun and Carbine Rifle

Sunday February 16, 2020

1900	<u>DMP</u>	1900	<u><del>CS</del> JSK</u>
1930	<u>ASP</u>	1930	_____
2000	_____	2000	_____
2030	_____	2030	_____

Tuesday February 18, 2020

1900	<u><del>ASP</del></u>	1900	<u>-MBA Sick</u>
1930	<u><del>TJW</del></u>	1930	_____
2000	_____	2000	_____
2030	_____	2030	_____

Wednesday February 19, 2020

1900	<u>SAY</u>	1900	<u>GB</u>
1930	<u>PPC</u>	1930	<u>TJM</u>
2000	<u>MAB</u>	2000	<u>CTK</u>
2030	_____	2030	_____

**I will have a shotgun and rifle at the range, bring your primary handgun**

Required Equipment: Uniforms required

Location: CPD Range

Please initial a slot above to reserve a time.

\*Scheduling conflicts should be coordinated with shift sergeants.

Ptl. Barker

## TRAINING DOCUMENTATION

Type of training: Firearms

Location of Training: CPD Range Meyer rd.

Date(s) of training: October 30 & November 1, 2020

Length of training: 90 minutes

The following department officers completed firearms training in the following areas:

A. Training was conducted with the patrol rifle and primary handgun and secondary handgun. Officers also qualified with the primary handgun.

1. Patrol rifle

(a) Officers conducted handling drills which included

(1) Combat – immediate (combat) reloads

(2) Tactical reloads

(3) Transition to secondary handgun

(b) Officers engaged silhouette targets at 30 feet utilizing at least 3 fully loaded rifle magazines

2. Primary handgun

(a) Officers transitioned to the primary handgun during rifle failure drills, engaging targets at 30 feet. Officers conducted immediate (combat) reloads as required with the primary handgun.

3. Secondary handgun

(a) Officers ran approximately 200 feet to elevate heart rate. Officers were then instructed to place a tourniquet on an arm or leg. After the tourniquet was in place officers engaged silhouette targets from a position of cover, moving forward toward the target area utilizing three barricade positions to fire one full magazine.

Officers completing the above training and dates are listed below:

October 30, 2020

Ptl. Nelson, Detective Taylor, Detective Yoder, Sgt. Fueling & Ptl. Poppe

November 1, 2020

Sgt. Crosby, Ptl. Balthis, Ptl. Myers, Asst. Chief Harting, Ptl. Miller, Sgt. Bartlett & Ptl. Burgoon

On October 30, 2020

Ptl. Kerr and Inv. Barker qualified on the primary handgun.

Inv. Barker also qualified on two secondary handguns.



John Barker

Firearms Instructor




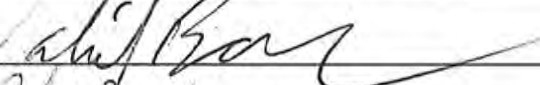
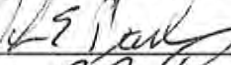
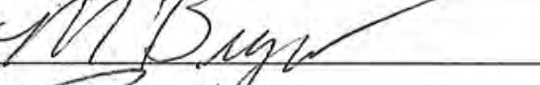

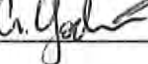


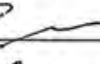
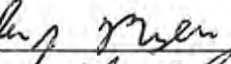




## Celina PD Training Log – October 2020

Type of training: Firearms – Primary Handgun qualification,  
Carbine Rifle and Secondary Handgun practice

Location of training: CPD range Meyer rd

Signature - Date

Chief Wale	_____	
Asst Chief Harting		11-02-2020
Ptl. Crosby		11-02-2020
Sgt. Fuelling		10-30-20
Sgt Bartlett		11/2/20
Inv. Barker		10-30-2020
Ptl. Burgoon		11-2-20
Det. B. Taylor		10-30-20
Det. Yoder		10/30/20
Ptl. Miller		11-2-2020
Ptl. Poppe		10-30-20
Ptl. Powell	_____	
Ptl. Kerr		10-30-2020
Ptl. Myers		10-21-20
Ptl. Balthis		11/2/2020
Ptl. Nelson		10-30-2020

## TRAINING DOCUMENTATION

Type of training: Firearms  
Location of Training: CPD Range Meyer rd.  
Date(s) of training: June 12 & 15, 2020  
Length of training: 90 minutes

The following department officers completed firearms training in the following areas:

A. Training was conducted with the shotgun, patrol rifle and primary handgun.  
Officers also qualified with the patrol carbine rifle.

1. Shotgun

- (a) Officers conducted handling drills which included
  - (1) Select loads – removing buckshot rounds to fire slugs.
  - (2) Tactical reloads utilizing cover, firing and tactical reloading.
  - (3) Combat loads and firing repeated 10 times.


2. Patrol rifle

- (a) Officers conducted handling drills which included
  - (1) Combat – immediate loads with malfunctions – using cover
  - (2) Tactical reloads utilizing cover

3. Primary Handgun

- (a) Officers conducted drills utilizing cover and threat recognition
  - (1) From barricade shooting at 150 feet moving to 25 feet officers engaged a target and utilized a tactical reload before moving.
  - (2) Officers pried the entrance to a room, entered the room and cleared the room by engaging shoot and don't shoot targets.
- (b) Officers conducted drills dealing with multiple persons interfering with an arrest and being ambushed while seated in a cruiser.
  - (1) Faced with several aggressive persons while attempting an arrest. When a threat was identified the officer engaged the threat while moving to cover and continuing to engage selected threats.
  - (2) From a seated position respond to selected threats, exiting the cruiser and continue to engage selected threats while moving to cover behind the cruiser.

The officers' names and training dates are attached.

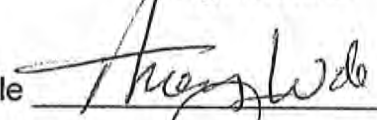



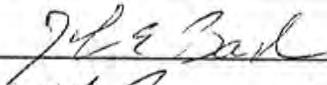
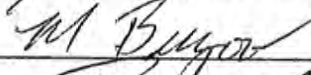

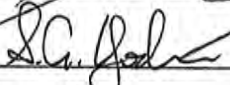




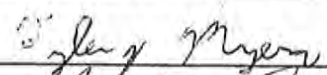

  
John Barker  
Patrolman/Firearms Instructor

Celina PD Training Log – June 2020

Type of training: Firearms – Patrol Carbine qualification,  
Shotgun and Primary Handgun practice

Location of training: CPD range Meyer rd

Signature - Date

Chief Wale		6-12-20
Asst Chief Harting		6-12-20
Ptl. Crosby		6-15-20
Sgt. Fuelling		6-12-20
Sgt Bartlett		
Inv. Barker		6-12-20
Ptl. Burgoon		6-12-2020
Det. B. Taylor		6-15-20
Det. Yoder		06/15/20
Ptl. Miller		6-15-2020
Ptl. Poppe		
Ptl. Powell		
Ptl. Kerr		6-12-2020
Ptl. Myers		
Ptl. Balthis		6/12/2020

## TRAINING DOCUMENTATION

Type of training: Firearms

Location of Training: CPD Range Meyer rd.

Date(s) of training: November 20 & 23, 2020

Length of training: 90 minutes

The following department officers completed firearms training in the following areas:

A. Training was conducted with the primary handgun, shotgun and secondary handgun.

1. Primary handgun: Marksmanship and speed drills from 25 feet. With commands of Police-Stop- Don't move.
2. Secondary handgun: Positional drills – squatting, kneeling and prone at 25 feet utilizing a barricade with various window cut outs.
3. Shotgun: Manipulation of removing the shotgun from the cruiser, select loads utilizing slugs and 00 Buck. Using cover and movement. 150-80-50 feet.

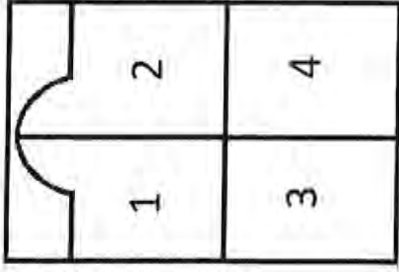
The officers' names and training dates are attached.

  
John Barker  
Firearms Instructor

**Primary Handgun Practice  
November 2020**

1. Marksmanship - scored
  - a. Distance – 25 feet
  - b. Target – standard bullseye
  - c. Number of rounds – 5
  - d. Time limit – none
  - e. Starting position – holstered
    - (1.) Procedure: give command, Police, Stop, Don't Move while drawing.
    - (2.) Procedural penalty – minus 2 points
  - f. Scoring – highest accumulated total
    - (1.) Any round touching a scoring ring will be given the next highest score
  
2. Accuracy, speed & reloads – timed
  - a. Distance – 25 feet
  - b. Target – standard bullseye
  - c. Number of rounds – 9
    - (1.) Three magazines with 3 rounds each
  - d. Time limit – timed event
  - e. Starting position – holstered
    - (1.) Procedure – give command, Police, Stop, Don't Move while drawing.
    - (2.) Procedural penalty – plus 4 seconds
  - f. At the start signal –
    - (1.) Engage the target with 9 rounds
    - (2.) Perform immediate reloads as required
    - (3.) Time will stop upon the last fired shot
  - g. Scoring -
    - (1.) Most hits within the target rings
    - (2.) With the fastest time

Target



Phase 2 Target

Phase 1. Shooters will engage the target from behind the barricade utilizing several slots and openings. If able shooters will reload and continue to engage the target.

Phase 2. Shooters will engage a target marked in the area called by the instructor. Shooters will use two full magazines if applicable and use different slots for each shoot



## CPD Shotgun Practice

### November 20<sup>th</sup> & 23<sup>rd</sup> 2020

This practice shotgun drill will work select loading slugs from the sling and loading the shotgun from the sidesaddle, shooting slugs at distance (25 yds.), shooting from cover, moving from cover to cover.

Ammunition – 176 rd. 00 buck (max.) & 50 rd. slug

Ammunition per. Officer – 9 00 buck (11 rds. Max) & 3 rds. Slug

Equipment: Three steel targets, cruiser with shotgun, two wooden barricades, barrel, shot timer

#### Set Up:

- Three steel targets set up near the backstop 20-30 ft. apart from each other
- Cruiser will be at 150 ft.
- Wooden barricades at 80 ft. to the left and right side of the cruiser (make sure there is a shooting lane from front and rear of cruiser to all steel targets)
- Barrel set up as a barricade at 50 ft. in the center

#### Practice:

1. Officers will begin seated in a cruiser with the shotgun in the rack loaded in condition 3. Shotgun sling will have 2 slugs. Side saddle will be fully loaded. A box of slugs will be in the door of the cruiser.
2. On command (buzzer for time) Officers will exit the cruiser and retrieve the shotgun from the rack and select load 2 slugs while retaining 00 buckshot rds.
3. Officers will then give the command Police, Stop, Don't Move.
4. Officers will then engage two steel targets with two slugs utilizing the vehicle as cover.
5. Officers will then retrieve an additional slug from the cruiser and engage the 3<sup>rd</sup> steel target with that slug utilizing the vehicle as cover. **(Officers need to engage the target from both the front and rear of the vehicle. It does not matter what order they shoot the three targets in just as long as at least one shot comes from the front and one from the rear)**

6. After 3 slugs are fired from the vehicle Officers will make sure shotgun is fully loaded with 00 buck prior to moving.
7. Officers will then move to a wooden barricade. (It will be Officers choice which wooden barricade they move to, left or right)
8. Once at the barricade Officers will utilize both sides of the barricade while engaging each of the three steel targets with 1 round each. Officers will then reload shotgun prior to moving. **(Have Officers utilize cover effectively. Stand or kneel back away from the barricade to get the most cover. Shots will be unsupported by the barricades)**
9. Officers will then move to the single barrel barricade at and engage each of the three targets with one round each from a kneeling position utilizing both side of barricade. Officer will then reload shotgun.
10. Officers will then move back to the other wooden barricade and utilize both sides of the barricade while engaging each of the three steel targets with 1 round each.

Scoring for time plus penalties:

- Officers will only have 3 slugs available to them. A miss will be plus 2 seconds.
- Officers will have all rounds on shotgun (11 rd.) available to them to while engaging the steel targets for a total of 9 hits needed with 00 buck. If 9 hits are not totaled with the allotted 11 rds. It will be plus 2 seconds for each target not hit.

Ptl. J. Kerr



Steel Target



Steel Target



Steel Target



Barricade (Stacked  
Barrell or wood  
barricade)  
80 ft



Barricade (Single  
Barrell)  
50 ft



Barricade (Stacked  
Barrell or wood  
barricade)  
80 ft

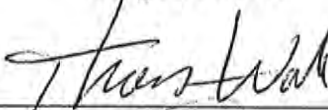



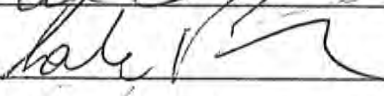



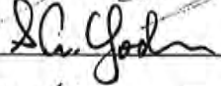

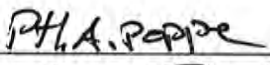


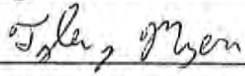




Cruiser  
150 ft

## Celina PD Training Log – November 2020

Type of training: Firearms – Shotgun and Secondary  
Handgun qualification, Primary Handgun practice  
Location of training: CPD range Meyer rd

Signature - Date

Chief Wale		11-23-2020
Asst Chief Harting		11-20-2020
Sgt. Crosby		11-23-2020
Sgt. Fuelling		11-23-2020
Sgt Bartlett		11/23/2020
Inv. Barker		11-20-20
Ptl. Burgoon		11-20-20
Det. B. Taylor		11-20-20
Det. Yoder		11/20/20
Ptl. Miller		11-23-2020
Ptl. Poppe		11-23-20
Ptl. Powell		11-20-20
Ptl. Kerr		11-20-20
Ptl. Myers		11/23/2020
Ptl. Balthis		11/23/2020
Ptl. Nelson		11/23/2020