



ittle

2

WARNING
DO NOT TOUCH
THIS EQUIPMENT










WARNING: DO NOT OPERATE THIS VEHICLE WITH ANY OF THE FOLLOWING SAFETY FEATURES DISABLED OR INOPERATIVE. ALWAYS WEAR YOUR SEATBELT. ALWAYS USE PROPER TIRE INFLATION PROCEDURES. ALWAYS USE PROPER TIRE ROTATION PROCEDURES. ALWAYS USE PROPER TIRE ALIGNMENT PROCEDURES. ALWAYS USE PROPER TIRE BALANCE PROCEDURES. ALWAYS USE PROPER TIRE PRESSURE PROCEDURES. ALWAYS USE PROPER TIRE TREAD PROCEDURES. ALWAYS USE PROPER TIRE WEAR PROCEDURES. ALWAYS USE PROPER TIRE REPLACEMENT PROCEDURES. ALWAYS USE PROPER TIRE DISPOSAL PROCEDURES. ALWAYS USE PROPER TIRE STORAGE PROCEDURES. ALWAYS USE PROPER TIRE MAINTENANCE PROCEDURES. ALWAYS USE PROPER TIRE INSPECTION PROCEDURES. ALWAYS USE PROPER TIRE REPAIR PROCEDURES. ALWAYS USE PROPER TIRE REMOVAL PROCEDURES. ALWAYS USE PROPER TIRE INSTALLATION PROCEDURES. ALWAYS USE PROPER TIRE STORAGE PROCEDURES. ALWAYS USE PROPER TIRE MAINTENANCE PROCEDURES. ALWAYS USE PROPER TIRE INSPECTION PROCEDURES. ALWAYS USE PROPER TIRE REPAIR PROCEDURES. ALWAYS USE PROPER TIRE REMOVAL PROCEDURES. ALWAYS USE PROPER TIRE INSTALLATION PROCEDURES.

27450





1




2






2




3





4






5



5



5



5



6







COLUMBUS
POLICE





7



8



9



10



M&P₉

M2.0





TLR-1[®] STREAMLIGHT
S/N C4-375357 0313
PATS 7,188,978 D543,446

15 14 13 12 11 10 9 8 7 6 5 4 3 2 1

11







12