



**Ohio Attorney General's Office**  
**Bureau of Criminal Investigation**  
Investigative Report



2021-1772

Officer Involved Critical Incident - 300 Wood Street Apt. A8, Mansfield,  
OH

Investigative Activity: Officer Clay Blair's Personnel and Training File  
Activity Date: October 11, 2021  
Authoring Agent: Special Agent Cory Momchilov #64

Special Agent Cory Momchilov obtained copies of Officer Clay Blair's Mansfield Police Department personnel and training file.

**Personnel File**

On November 14, 2019, Officer Blair was sworn in as a police officer with the Mansfield Police Department.

Chief Porch received a letter from Assistant Richland County Prosecutor Olivia Boyer, who praised Officer Blair's work during a trial by stating, "Officer Blair sat as State's Witness. While it was his first jury trial, he also did a fantastic job in testifying. He was able to clearly convey to the jury his involvement in the case."

Officer Blair also has numerous letters of thanks and recognition from citizens.

On August 1, 2020, Officer Blair received an oral counseling for not activating his cruiser camera while en route to a call and for also stopping the camera while still handling the incident.

On March 1, 2020, Officer Blair received an oral counseling for failing to place his cruiser into park before exiting.

**Training File**

Officer Blair completed his Ohio Basic Peace Officer Training at North Central State College in 2019.

**Firearms**

Records indicate that Officer Blair last qualified with his duty weapon on March 24, 2021.

A copy of Officer Blair's personnel file, training record and firearms qualification is attached to this Investigative Report.



# City of Mansfield

Tim Theaker, Mayor


---

30 N. Diamond Street - Mansfield, OH 44902 - (419)755-9736 Fax-(419)525-0146  
Lori A. Cope, Safety Service Director

July 30, 2021

To: Officer Clay Blair

From: Lori A. Cope  
Safety Service Director



Officer Blair:

As of today's date, July 30, 2021, you are being placed on paid administrative leave pending the outcome of an investigation.

If you have any questions, please feel free to contact me.

Respectfully,

Lori A. Cope  
Safety Service Director

LAC/bjg

cc: Chief Porch  
A/C Bammann  
Finance/Payroll  
HR




# City of Mansfield

Tim Theaker, Mayor

30 N. Diamond Street - Mansfield, OH 44902 - (419)755-9736 Fax-(419)525-0146  
**Lori A. Cope, Safety Service Director**

November 12, 2020

TO: Officer Clay D. Blair  
FROM: Lori A. Cope  
Safety Service Director  
RE: Probation Period



Congratulations on successfully completing your probationary period as Patrol Officer in the City of Mansfield, Division of Police.

I am approving that you be granted a permanent appointment as Patrol Officer effective November 12, 2020.

I wish you many years of safety and success in the future with our department!

Sincerely,

Lori A. Cope  
Safety Service Director


LAC/bjg

cc: Mayor Theaker  
Police Chief Keith Porch  
HR Director Ken Coontz  
Finance  
IT

11/15/19

'HISTORIC DAY'

# Mansfield hires 6 new police officers



Safety-Service Director Lori Cope swears in six new officers to the Mansfield Police Department on Thursday morning.

JASON J. MOLYET/NEWS JOURNAL

## New hires bring department to budgeted total of 83

**Mark Caudill** Mansfield News Journal  
USA TODAY NETWORK

**MANSFIELD** - City police Chief Keith Porch called the moment "historic."

He was referring to the hiring of six new officers Thursday morning, bringing the department to its budgeted total of 83.

"To be able to hire six new officers, I don't think that's happened since 1989 or 1990," Porch said.

Of the new hires, one is African-American and one is a woman. Porch

has focused on minority recruiting efforts.

"It's been my stance that the police department should be reflective of the community it serves," he said.

Safety-Service Director Lori Cope swore in the new crop of Kody Leitz, Kaylie Hall, Carson Frase, Trey Hecht, Joshua Eckert and Clay Blair.

### 'We have a high standard'

"I couldn't be prouder," Porch said. "We have a high standard in our process. All of them have met that."

Porch said of any 10 applicants, only one or two will meet department standards.

Another positive about the new class: All of them have experience and will not have to go through the six-month police academy before starting in Mansfield.

"We won't lose them to the academy which is huge," Porch said.

They will be ready for their field training right away. That lasts 14 weeks.

See OFFICERS, Page 6A

11/15/19

# Officers

Continued from Page 1A

Porch said he met with each of the new officers to let them know his expectations.

The chief thanked Crestline police Chief Jeff Shook, who retired from Mansfield and was on hand Thursday. One of the new officers, Hecht, worked for Shook in Crestline.

"We always seem to steal his guys," Porch said.

Hecht, 23, had worked at Crestline since December of last year. The Celina native spent some time in this area when he attended Madison Comprehensive High School.

In addition to Crestline, he has experience at the Cridersville and New Bremen police departments.

"I feel like I'm going to have a jump in the game," Hecht said. "My experience is going to help me get through the field

training process."

Hecht offered a personal reason for pursuing a law enforcement career.

"I'm expecting a child here soon," he said. "Anything to make this a safer place for a child, I'll do."

## Youngest recruit is 22

Hecht was not the youngest of the new recruits. That would be Leitz, who is 22.

He previously worked for the New Washington and Sandusky police departments.

"I really like the volume of calls here," Leitz said.

Leitz is a Willard native. He said he and the new crop of officers are excited about the opportunity. Leitz added he already knew some of the officers in Mansfield.

Blair, 24, of Wooster, said he was impressed by those he met in the recruiting process.

"I just felt comfortable," Blair said. "It

felt more like a family."

While Blair has not worked for another agency, he has been through the police academy. He said he was ready for a winter of field training.

"Cold, but excited," Blair said.

At 44, Eckert is the oldest member of the new class.

"I'm a little nervous," he admitted. "There's a lot to learn."

Eckert's previous experience came at the Galion Police Department, as well as the Crawford and Richland county sheriff's offices.

"It's a big department, exciting, lots of different avenues to pursue," he said of Mansfield. "I think it will be a challenge."

With a combined three years of experience at the Ashland County Sheriff's Office and the Belleville Police Department, Hall has come in contact with some of her new co-workers.

She said she has been impressed with what she has seen of Mansfield po-

## Involved in the community

"Just seeing the community work ... they get involved a lot with the public," Hall said.

She wants to get involved as well.

"I thoroughly enjoy helping people," Hall said. "You want to see someone there for people in their hardest times."

Like Blair, Frase hails from Wayne County. He is from Creston. The 27-year-old spent five years in the U.S. Marine Corps. He also was a sergeant at the Put-in-Bay Police Department for two years.

He and his wife moved to this area in the spring.

"It's definitely a lot closer commute," Frase said.

"It's been a long process. It's finally coming to an end," he added of his arrival in Mansfield. "I'm ready to start."

mcaudill@gannett.com  
419-521-7219  
Twitter: @MNNCaudill



# News Release

Mansfield Department of Police  
30 North Diamond Street, Mansfield Ohio 44902  
(419) 755-9724



---

**Keith Porch, Chief of Police**

**For Immediate Release**

**Date:** November 12, 2019

**No.:** 76

**Subject:** Swearing In Ceremony For Six Police Officers

Mayor Tim Theaker and Chief Keith Porch are proud to announce that Kody Leitz, Kaylie E. Hall, Carson Frase, Trey A. Hecht, Joshua G. Eckert and Clay D. Blair will be sworn in as Probationary Police Officers for the Mansfield Division of Police during a ceremony on Thursday, November 14, 2019, at 10:00 am in the Hutchison Classroom located on the first floor of the Police Department.

They will be assigned to the Special Operations Bureau Professional Standards Section and will serve as Probationary Police Officers for a period of twelve months.

RELEASED BY:

A handwritten signature in black ink, appearing to read "K. Porch".

KEITH PORCH  
CHIEF OF POLICE



# City of Mansfield

## Tim Theaker, Mayor

30 N. Diamond Street - Mansfield, OH 44902 - (419)755-9736 Fax-(419)525-0146

**Lori A. Cope, Safety Service Director**

### PATROL OFFICER OATH

"I, CLAY D. BLAIR, do solemnly swear that I will support the constitution and laws of the United States of America, the constitution and laws of the State of Ohio, and the laws and ordinances of the City of Mansfield; that I will perform faithfully the duties of patrol officer in the Mansfield Police Department; that I will carry out the rules and policies of the Department, and the orders of my superiors, to the best of my ability, so help me God."

11-14-19

Date

CLAY D. BLAIR

I hereby certify that on this date, I administered the oath of office to the above officer pursuant to the authority vested in me by Ohio Revised Code Section 737.02.

11-14-19

Date

Lori A. Cope

Safety Service Director

cc: Tim Theaker, Mayor  
Keith Porch, Chief of Police  
Ken Coontz, Human Resources  
IT  
File

LAC/bjg



**City of Mansfield**  
Tim Theaker, Mayor

30 N. Diamond Street - Mansfield, OH 44902 - (419)755-9736 Fax-(419)755-9627

**Lori A. Cope, Safety Service Director**

October 18, 2019

Clay D. Blair



Dear Mr. Blair:

We are pleased to hereby extend to you a conditional offer of employment as a Police Officer with the City of Mansfield Division of Police. This offer is specifically contingent upon your successful completion of the required medical examinations, including hearing and vision, and a psychological examination.

You will be notified with the next few days of your appointment times.

The final step will be an oral interview by a three-member administrative panel. We will advise you of the date and time. A final decision will then be made and you will be advised.

Sincerely,

Lori A. Cope  
Safety Service Director

LAC/bjg

cc: Chief Porch  
A/C Petrycki  
Lt. Napier  
HR  
Civil Service



**City of Mansfield  
Consent and Release Form  
for Drug and Alcohol Test Program**

I acknowledge that I have received a copy of, have been duly informed, and understand the City of Mansfield drug and alcohol testing policy and procedures. I have been provided with information concerning the impact of the use of alcohol and drugs on job performance. In addition, I have been informed on how the tests are conducted, what the test can determine and the consequence of testing positive for alcohol/and or drug use.

I have been informed of the City of Mansfield Employee Assistance Program. I understand that if I voluntarily come forward and ask for assistance to deal with a drug or alcohol problem through the Employee Assistance Program, that my job security or promotional opportunities will not be jeopardized by such request.

I understand that a confirmed positive drug or alcohol test result may result in discipline and/or in a referral to the City of Mansfield Employee Assistance Program and if a referral is made that I will be required to successfully complete the rehabilitation program. Disciplinary action will be taken against me if I refuse to take a drug/alcohol test, refuse the opportunity for rehabilitation, fail to complete a rehabilitation program successfully, or again test positive for drugs/alcohol within two (2) years of completing an appropriate rehabilitation program. I understand that such disciplinary action, as described herein, may include dismissal from the City of Mansfield.

Clay Blair

Print Name

Amy Blair

Signature of Employee

11-15-14

Date



# City of Mansfield

Tim Theaker, Mayor

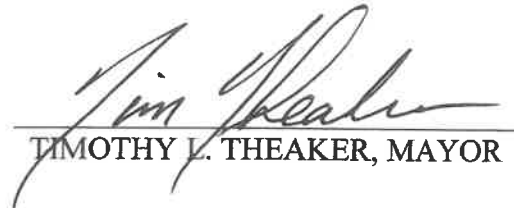
30 N. Diamond Street - Mansfield, OH 44902 – (419)755-9695 Fax-(419)755-9606

David Remy, Human Resources Director

**EXECUTIVE ORDER  
MEDICAL MARIJUANA & DRUG FREE WORKPLACE  
REVISION TO POLICY AS OF AUGUST 2017**

**BY THE AUTHORITY VESTED IN ME AS MAYOR OF THE CITY OF MANSFIELD, I DO HEREBY PROCLAIM ENACTMENT OF THE ATTACHED MEDICAL MARIJUANA & DRUG FREE WORKPLACE POLICY WHICH WAS ORIGINALLY MADE EFFECTIVE MARCH 9, 2007.**

**CITY EMPLOYEES SHALL BE MADE AWARE OF THE EXISTENCE AND THE PURPOSE OF THIS POLICY AT THE TIME OF EMPLOYMENT. DIVISION MANAGERS, OR THEIR DESIGNEES, ARE TO COOPERATE FULLY AS TO THE DISSEMINATION OF THIS ORDER.**

  
TIMOTHY L. THEAKER, MAYOR

Policy received and acknowledged by:

  
Employee Print

  
Employee Signature

REVISED: 08/29/17MS  
DRUG FREE




**CITY OF MANSFIELD  
TIMOTHY L. THEAKER, MAYOR  
30 N. DIAMOND STREET  
MANSFIELD, OHIO  
419-755-9626**

**Human Resources Department  
David L. Remy, Director**

**419-755-9695  
e-mail: [dremy@ci.mansfield.oh.us](mailto:dremy@ci.mansfield.oh.us)**


TO: ALL CITY EMPLOYEES  
RE: ETHICS POLICY


It is the policy of the City of Mansfield to conduct government business as per attached. Please sign this form and return to the Human Resources Department. Thank you in advance for your cooperation and adherence to this policy.

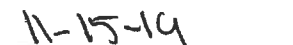
  
Timothy L. Theaker, Mayor

---

I have read the City of Mansfield Ethics Policy and hereby agree to follow the policy.

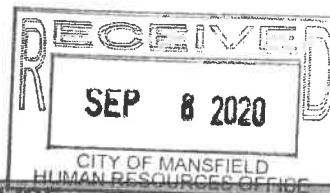
  
Print Name

  
Sign Name

  
Date

TLT/ms

Ethic Policy



CITY OF MANSFIELD - DIVISION OF POLICE

RECORD OF ORAL COUNSELING (FOP)

Employee's Name: Clay Blair #313 Employee #: [Redacted] Rank: Patrol Officer Section/Unit/etc.: Police / Patrol / 2nd Shift

Violation of: [Check appropriate item(s) below]

- Rules/Regulations 1.01, City Policy, General Order 41.3.8, Civil Service Rules, Written Directive, Union Contract, Description of Violation: Failure to follow cruiser video policy.

Date/Time of Violation: 08/01/20 @ 1730

Place Violation Occurred: 1038 Curtis Drive

Description of Violation:

While investigating an RTR from the above incident, Ptl. Blair was found to have not activated his cruiser camera while en-route to the call. He then stops the camera while still handling the incident. A recording of only 6 minutes and 40 seconds was completed despite his 71 minutes spent on the call. This was done in violation of both General Order 41.3.8 "Cruiser video Cameras" as well as Rules and Regulations 1.01, "Violation of Rules."

Necessary Corrective Action:

Ptl. Blair was provided with a copy of General Order 41.3.8. In the future, Ptl. Blair will activate his camera while en-route to a call. Furthermore, Ptl. Blair will not stop his cruiser video camera until the incident has been completed as required per policy.

This counseling is a corrective measure intended to help you improve your performance. It will not be considered for progressive disciplinary purposes after one year if no intervening discipline occurs in the next year. Further violations may result in more severe disciplinary action.


Date: 8-17-20 Commanding Officer's Signature: [Signature]

I hereby acknowledge receipt of this oral counseling form. My signature does not imply agreement or disagreement.

Date: 8-17-2020 Employee's Signature: Mr. BLAIR #313

Meeting with Chief of Police requested.

cc: H.R. [check] [initials] [initials]



Appendix 1

CITY OF MANSFIELD - DIVISION OF POLICE

RECORD OF ORAL COUNSELING (FOR)

Employee's Name: Clay Blair Employee #: [Redacted]
Rank Probationary Police Officer Section/Unit/etc. Patrol/3314/313

Violation of: [Check appropriate item(s) below]

- Rules/Regulations 1.50 City Policy General Order
Civil Service Rules Written Directive Union Contract
Description of Violation: Operating Vehicles

Date/Time of Violation: March 01, 2020 @ 2130

Place Violation Occurred:

30 N. Diamond St

Description of Violation:

P.O. Blair pulled marked unit #17 into the Police compound and stopped the vehicle in front of the Mayor's garage door in order to retrieve a snare. P.O. Blair exited the vehicle and he and Patrolman Rogers went into the Mayor's garage and while receiving proper snare instructions, Unit #17 crashed into the Mayor's garage door. Ptl. Rogers and P.O. Blair investigated and found that as P.O. Blair exited the vehicle he failed to place the vehicle into park.

Necessary Corrective Action:

Place all vehicles in park prior to exiting.

This counseling is a corrective measure intended to help you improve your performance. It will not be considered for progressive disciplinary purposes after one year if no intervening discipline occurs in the next year. Further violations may result in more severe disciplinary action.

03-03-2020 [Signature] 214
Date Commanding Officer's Signature

I hereby acknowledge receipt of this oral counseling form. My signature does not imply agreement or disagreement.

03-03-2020 [Signature] #313
Date Employee's Signature

Meeting with Chief of Police requested.

cc: H.R.
sc: SSD

**Helsel, Sandy**

---

**From:** Sherry Craig - [REDACTED]  
**Sent:** Friday, November 27, 2020 2:17 PM  
**To:** MPD - Generic  
**Subject:** Compliment a Cop

**Follow Up Flag:** Follow up  
**Flag Status:** Flagged

Hi.....

Yesterday my mother called me quite upset. A car running from the police crashed into her retaining wall at 295 Sturges Ave at about 5pm. She was anxious not knowing what was going on. One of the female officers came up to the house.....standing outside so my mom felt safe with all of the Corona mess going around.....and let her know what was going on.

Part of what really upset my mom is that she had just had that wall replaced a few years ago.....and now it's busted up. Right after the crash.....she had gone outside to see what had happened. She saw that there were blocks of her wall laying on the sidewalk and in her driveway.....behind her car. Some of those blocks are very heavy and she had no way of moving them. It was dark out by the time all of the police work was done.....and the car removed. She went out to look things over this morning.....and the blocks that had gotten knocked off.....were stacked back in place. The police officers must have stacked them back up. Unfortunately I have no way of knowing who the officers are.....but your office should know from their report. I want them to know that all that they did last night.....was very much appreciated by my mother and me!

Thank you all.....for all you do!

Sherry Craig  
[REDACTED]

The Officers that responded to GO#20-029450 were:

CC: Personnel File Officer Adam Adamescu  
Officer Clay Blair  
Officer Mark Boggs  
Officer Carson Frase  
Sergeant Michael Haines  
Officer Kaylie Hall  
Officer Kody Leitz  
Officer Jacob Oblak  
Officer Eric Schaaf

**Helsel, Sandy**

---

**From:** Porch, Chief Keith  
**Sent:** Thursday, March 18, 2021 11:52 AM  
**To:** Blair, Clay; Schaaf, Eric; Rietschlin, Jacob; Rogers, Terry  
**Cc:** Robertson, Capt. Shari; Noblet, Capt. Douglas; Petrycki, Assistant Chief Joseph; Helsel, Sandy; Cope, Director Lori  
**Subject:** FW: Officers E. Schaaf and C. Blair

GREAT JOB guys I appreciate your professionalism in handling this case.

Chief Keith Porch  
Mansfield Division of Police  
30 N. Diamond Street,  
Mansfield, OH 44902  
PH: (419) 755-9750



**From:** Boyer, Olivia [mailto:obooyer@richlandcountyoh.gov]  
**Sent:** Thursday, March 18, 2021 11:43 AM  
**To:** Porch, Chief Keith <kporch@ci.mansfield.oh.us>  
**Subject:** Officers E. Schaaf and C. Blair

Good Morning Chief Porch,

I am writing you regarding two of your patrolmen: Eric Schaaf and Clay Blair. Just last week I was in trial with them, on State v. Colby Heatherington, a felonious assault (strangulation). Back on February 28, 2020, Heatherington violently assaulted and strangled the victim in her home. He then fled on foot and was apprehended by Officer Blair. Officer Blair was on FTO at the time. Officer Blair and Officer Rodgers were able to get Colby Heatherington to speak (and speak extensively he did) about the incident.

Officer Schaaf responded to the victim's home and was able to assist her, all while processing the scene. Officer Schaaf later transported Heatherington to the Richland County Jail. Officer Schaaf's demeanor in handling Heatherington was perfect and in treating Heathering the way he did (calmly and with receptiveness to hear Heatherington's explanation), Heatherington gave a full admission regarding the incident. The victim reported to Officer Schaaf that she had been strangled. Officer Schaaf, after dropping Heatherington off at the jail, met with the victim at OhioHealth and swabbed her neck. This led to Dawn Fryback detecting Heatherington's DNA from the victim's neck swabs.

Officers Rodgers and Rietschlin also assisted in this incident. However, they were unavailable for trial, through no fault of their own.

We proceeded to trial on March 8th, 2021. The victim was not called as a witness. She, unfortunately, has significant mental health and physical health issues that prohibited her from testifying. I made the call to proceed to trial without her testimony. I was only able to do so because of the efforts of your officers on this case. The recorded statements of Heatherington, coupled with the DNA results, and photos of the scene led me to believe we could secure a conviction.

Despite not having the victim as a witness, I am proud to report that a conviction was secured against Colby Heatherington. Heatherington was convicted of felonious assault and abduction. He was sentenced to the maximum potential sentence of 11 to 16.5 years. That conviction was due to the wonderful job Officers Schaaf and Blair did on the case.

Officer Schaaf was brilliant on the stand. He demonstrated an advanced ability to effectively communicate. Frankly, Officer Schaaf testified at a level beyond some detectives with whom I have worked.

Officer Blair sat as State's Witness. While it was his first jury trial, he also did a fantastic job testifying. He was able to clearly convey to the jury his involvement in this case.

Officers Schaaf and Blair did not hesitate to meet with me to prepare for trial. They reviewed their video before trial and made my job in presenting this case much easier.

I ask that Officers Schaaf and Blair be commended for their efforts on this case. I would also ask that this email be placed in their personal file for any potential future consideration it may be given.

--  
Olivia Boyer  
Assistant County Prosecutor  
Richland County Prosecutor's Office  
38 South Park Street, Suite 2  
Mansfield, Ohio 44902  
PH:419-774-5676  
FX:419-774-5589



**Helsel, Sandy**

---

**From:** Porch, Chief Keith

**Sent:** Tuesday, September 8, 2020 9:54 AM

**To:** Rhinehart, Jr., LT Donald <drhinehart@ci.mansfield.oh.us>; Haines, Sgt. Michael <mhaines@ci.mansfield.oh.us>; Webb, SGT Toneli <tjwebb@ci.mansfield.oh.us>; Mosier-Napier, Sgt. Sara <smosier@ci.mansfield.oh.us>; Kaufman, Korey <kkaufman@ci.mansfield.oh.us>

**Cc:** Noblet, Capt. Douglas <dnoblet@ci.mansfield.oh.us>; Petrycki, Assistant Chief Joseph <jpetrycki@ci.mansfield.oh.us>; Robertson, Capt. Shari <srobertson@ci.mansfield.oh.us>; Helsel, Sandy <shelsel@ci.mansfield.oh.us>; Cope, Director Lori <lcope@ci.mansfield.oh.us>

**Subject:** FW: flood

To All,

I received the attached and I'm so very proud of Off. Kaufman's actions along with the other unknown officers on the day of the flood. Great work and an excellent job. Please inform me who the other officers were on the scene.

Thanks,

Chief Keith Porch  
Mansfield Division of Police  
30 N. Diamond Street,  
Mansfield, OH 44902  
PH: (419) 755-9750



CC: Personnel File – Officer Korey Kaufman  
Officer Adam Greter  
Officer Jordan Moore  
Officer Clay Blair



**Paul McLaughlin**

YESTERDAY AT 6:14 PM



**Paul Mclaughlin ► Richland County  
Emergency Alerts (The Original)**

Yesterday at 6:14 PM • 🌐

I was out checking on the flooding to see if it was impacting any of my properties and had stopped at the corner of 6th and Mulberry looking at H&H when I heard what I thought were kids playing in the high water then I heard a lady screaming for help and got out of my truck and saw a stranded car, by this time there was a line of cars but about 10 back was a Mansfield Police car, I got his attention told him that they were really in trouble and before I was done talking to him Sergeant Korey Kaufman was heading into 4 ft water 2 minutes later 4 more officers joined him and literally carried an entire family to safety along with their dinner they had just picked up and cellphones, Thank God for our Mansfield Police Officers

## Helsel, Sandy

---

**From:** Helsel, Sandy  
**Sent:** Wednesday, August 26, 2020 11:58 AM  
**To:** Helsel, Sandy  
**Subject:** FW: Compliment / John Woodland 20-018353  
**Attachments:** Compliment - John Woodland.pdf

CC: ~~Personnel File~~  
Ptl. Adam Adamescu  
~~Ptl. Clay Blair~~  
Ptl. Carson Frase  
Ptl. Adam Greter  
Ptl. Kaylie Hall  
Sgt. Michael Haines  
Ptl. Kody Leitz  
Ptl. Jacob Oblak  
Lt. Donald Rhinehart

**From:** Rhinehart, Jr., LT Donald  
**Sent:** Tuesday, August 25, 2020 4:00 PM  
**To:** Cope, Director Lori <lcope@ci.mansfield.oh.us>; Helsel, Sandy <shelsel@ci.mansfield.oh.us>; McCauley, Hollie <hmccauley@ci.mansfield.oh.us>; Noblet, Capt. Douglas <dnoblet@ci.mansfield.oh.us>; Petrycki, Assistant Chief Joseph <jpetrycki@ci.mansfield.oh.us>; Porch, Chief Keith <kporch@ci.mansfield.oh.us>; Robertson, Capt. Shari <vrobertson@ci.mansfield.oh.us>  
**Cc:** Haines, Sgt. Michael <mhaines@ci.mansfield.oh.us>; Webb, SGT Toneli <tjwebb@ci.mansfield.oh.us>; Mosier-Napier, Sgt. Sara <smosier@ci.mansfield.oh.us>; Hall, Kaylie <khall@ci.mansfield.oh.us>; Adamescu, Josh <jadamescu@ci.mansfield.oh.us>; Frase, Carson <cfrase@ci.mansfield.oh.us>; Greter, Adam <agreter@ci.mansfield.oh.us>; Blair, Clay <cblair@ci.mansfield.oh.us>; Leitz, Kody <kleitz@ci.mansfield.oh.us>; Oblak, Jacob <joblak@ci.mansfield.oh.us>  
**Subject:** Compliment / John Woodland 20-018353

Chief,

Attached is a compliment from John Woodland to the 2<sup>nd</sup> shift officers who assisted him during his mental health crisis on 7/24/2020 at 154 W. 2<sup>nd</sup> St. Apt. #109. The officers on this call were Hall, Adamescu, Frase, Greter, Blair, Leitz, Oblak, Haines, Rhinehart.

Respectfully,

**Lt. Don K. Rhinehart #239**  
*Mansfield Police Department*  
30 N. Diamond St.  
Mansfield, OH 44902  
Work: (419) 755-9744  
Cell: (419) 961-6510

Officer this is John Woodland (AKA) Bathroom  
(Bonkers)

I appreciate everything you and your officers  
Did today at Dustin (AKA) Smoke & Jazmin  
he says that's his daughter B/c she won't get freaky  
But back to the all seriousness you guys saved  
me from a Real Bad Ass whoopin if not killed  
this isn't a letter to tell if you will It's  
to give honor to you guys for being men of your  
word I will definitely keep you Cool  
ass cops in my heart & Prayers. I was  
on Drugs Yes honest from the beginning w/ you  
and It was easy 101 Men of your word

Cig, Sprite, Ride, Mad Love

you guys and gals for real help & care  
and I want you guys also to know I had no  
weapons not the nail Dickin's knife

I'm A Convict just like everyone  
at that house man But the dis  
is I'm Me w/ me Sorry still going thru it

I told you about immediately so patient  
and cared about my safety first I also  
wanted to tell you about if they recorded  
anything else it was fake and not my  
voice or it would be and they would trick me

It sounds crazy I know but I  
am very street smart and very brain smart

I love you guys man really do  
never been treated like that before  
felt safe as soon as I seen you guys

stay safe & keep doing it that

way Blessings Thanks  
you

Blessings

✍

fl

AKA

Bathroom  
Bunker

It's tropical



o see  
that

# Firearms Qualification Record

Quarter: 1st

Revised 01/2020

Officers Name	PASS / FAIL HANDGUN	ATTEMPTS				PASS/FAIL SHOTGUN	ATTEMPTS				R/O INITIALS, BADGE # & DATE
		1	2	3	4		1	2	3	4	
Adamescu, J	Pass	✓				Pass	✓				AS 233 3-25-20
Ahles, J.	Pass	✓				Pass	✓				AM# 258 3-25-20
Anschutz, R.	Pass	✓				Pass	✓				AS 233 4-2-20
Bammann, J.	Pass	✓				Pass	✓				AM# 258 3-25-20
Barne's, R.	Pass	✓				Pass	✓				AM# 258 3-25-20
Blair, C.	Pass	✓				Pass	✓				AS 233 3/25/20
Blust, S.	Pass	✓				Pass	✓				AM# 258 3-25-20
Boggs, M.	Pass	✓				Pass	✓				AS 233 3-25-20
Boor, A.	Pass	✓				Pass	✓				AS 233 3-25-20
Botdorf, J	Pass	✓				Pass	✓				AM 169 12-30-20
Brane, S.	Pass	✓				Pass	✓				AM# 258 3-25-20
Brewster, M.	Pass	✓				Pass	✓				AS 233 3-25-20
Brubaker, C.	Pass	✓				Pass	✓				AS 233 3-25-20
Bushong, W.	Pass	✓				Pass	✓				AS 233 9-28-20
Butler, T.	Pass	✓				Pass	✓				AM 169 3-25-20
Carroll, K.	Pass	✓				Pass	✓				AS 233 3-25-20
Carver, R.	Pass	✓				Pass	✓				AS 233 3-25-20
Chatman, Orlando											
Cikity, J.	Pass	✓				Pass	✓				AS 233 3-25-20
Clapp, R.	Pass	✓				Pass	✓				AM# 258 3-25-20
Coontz, K.	Pass	✓				Pass	✓				AM 169 12-30-20
Davis, M.	Pass	✓				Pass	✓				AS 233 3-25-20
Dittrich, R.	Pass	✓				Pass	✓				AS 233 3-26-20
Eckert, J.	Pass	✓				Pass	✓				AS 233 3-25-20
Edwards, A.	Pass	✓				Pass	✓				AM 169 3-25-20
Edwards, B.	Pass	✓				Pass	✓				AS 3-25-20
Frase, C.	Pass	✓				Pass	✓				AS 233 3-25-20
Frech, J.	Pass	✓				Pass	✓				AM# 258
Garneret, P.	Pass	✓				Pass	✓				AS 233 3-26-20
Garrick, S	Pass	✓				Pass	✓				AS 233 3-25-20
Gearhart, N.	Pass	✓				Pass	✓				AS 233 3-25-20
Gearhart, S.	Pass	✓				Pass	✓				AS 233 3-25-20
Gess, S.	Pass	✓				Pass	✓				AS 233 3-26-20
Gladden, J.	Pass	✓				Pass	✓				AS 233 3-25-20
Goodman, N.	Pass	✓				Pass	✓				AS 233 3-25-20
Greter, A.	Pass	✓				Pass	✓				AS 233 3-25-20
Grimshaw, R.	Pass	✓				Pass	✓				AM# 258 3-25-20
Haines, M.	Pass	✓				Pass	✓				AS 233 3-26-20
Hall, K.	Pass	✓				Pass	✓				AM# 258 3-26-20
Hamilton, C.	Pass	✓				Pass	✓				AS 233 3-25-20

Write "Pass" or "Fail" in the "Pass/Fail" box.  
 Check the box that corresponds to the number of attempts for each firearm.  
 Write Range Officer Initials, Badge #, and Date.

# Firearms Qualification Record

Revised 01/2020

Officers Name	PASS / FAIL HANDGUN	ATTEMPTS				PASS/FAIL SHOTGUN	ATTEMPTS				R/O INITIALS, BADGE # & DATE	
		1	2	3	4		1	2	3	4		
Adamescu, J	Pass	✓										Clapp #235 6-18-20
Ahles, J.	Pass	✓										AM #258 6-18-20
Anschutz, R.	Pass	✓										AM #258 6-17-20
Bammann, J.	Pass	✓										RK #235 6-18-20
Barnes, R.	PASS	✓										AM #258 6-18-20
Blair, C.	Pass	✓										AM #233 6-17-20
Blust, S.	Pass	✓										RK #235 6-18-20
Boggs, M.	Pass	✓										AM #233 6-17-20
Boor, A.	Pass	✓										RK #235 6-18-20
Botdorf, J	Pass	✓										AM #233 12/29/20
Brane, S.	PASS	✓										AM #258 6-18-20
Brewster, M.	PASS	✓										AM #258 6-18-20
Brubaker, C.	Pass	✓										AM #233 6-17-20
Bushong, W.	Pass	✓										AM #233 9/28/20
Butler, T.	PASS	✓										AM #258 6-17-20
Carroll, K.	Pass	✓										AM #258 6-17-20
Carver, R.	Pass	✓										AM #258 6-17-20
Chatman, Orlando												
Cikity, J.												
Clapp, R.	Pass	✓										AM #258 6-18-20
Coontz, K.	Pass	✓										AM #233 12/29/20
Davis, M.	PASS	✓										RK #235 6-18-20
Dittrich, R.	PASS	✓										AM #258 6-18-20
Eckert, J.												
Edwards, A.	Pass	✓										AM #258 6-17-20
Edwards, B.	Pass	✓										AM #233 6-17-20
Frase, C.	Pass	✓										AM #233 6-17-20
Frech, J.	PASS	✓										RK #235 6-18-20
Garneret, P.	Pass	✓										RK #235 6-18-20
Garrick, S	Pass	✓										AM #258 6-17-20
Gearhart, N.	PASS	✓										AM #233 6-17-20
Gearhart, S.	Pass	✓										AM #233 6-17-20
Gess, S.												
Gladden, J.	Pass	✓										AM #233 6-17-20
Goodman, N.	Pass	✓										AM #258 6-17-20
Greter, A.	Pass	✓										AM #233 6-17-20
Grimshaw, R.	Pass	✓										AM #233 11-23-20
Haines, M.	Pass	✓										AM #233 6-17-20
Hall, K.	Pass	✓										AM #233 6-17-20
Hamilton, C.	Pass	✓										AM #233 6-17-20

Write "Pass" or "Fail" in the "Pass/Fail" box.  
 Check the box that corresponds to the number of attempts for each firearm.  
 Write Range Officer Initials, Badge #, and Date.



# Firearms Qualification Record

Revised 01/2020

Officers Name	PASS / FAIL HANDGUN	ATTEMPTS				PASS/FAIL SHOTGUN	ATTEMPTS				R/O INITIALS, BADGE # & DATE	
		1	2	3	4		1	2	3	4		
Adamescu, J	PASS	✓										AM# 258 9-29-20
Ahles, J.	PASS	✓										AM# 258 9-29-20
<del>Anschutz, R.</del>												
Bammann, J.	PASS	✓										10-20-20 AM# 258
Barnes, R.	PASS	✓										AM# 245 9/25/20
Blair, C.	PASS	✓										AM# 245 9/25/20
Blust, S.	PASS	✓										AM# 258 9-27-20
Boggs, M.	PASS	✓										AM# 233 12/11/20
Boor, A.	PASS	✓										AM# 233 12/11/20
Botdorf, J	PASS	✓										AM# 233 12/24/20
Brane, S.	PASS	✓										AM# 233 9/28/20
Brewster, M.	PASS	✓										AM# 258 9-29-20
Brubaker, C.	PASS	✓										AM# 233 9/28/20
Bushong, W.	PASS	✓										AM# 233 9/28/20
Butler, T.	PASS	✓										AM# 233 12/31/20
Carroll, K.												
Carver, R.	PASS	✓										AM# 258 9-29-20
Chatman, Orlando												
Cikity, J.												
Clapp, R.	PASS	✓										AM# 258 9-29-20
Coontz, K.	PASS	✓										AM# 233 12/29/20
Davis, M.	PASS	✓										AM# 233 9-27-20
Dittrich, R.	PASS	✓										AM# 245 9/28/20
<del>Eckert, J.</del>												
Edwards, A.	PASS	✓										AM# 233 12/30/20
Edwards, B.	PASS	✓										AM# 258 9-29-20
Frase, C.	PASS	✓										AM# 233 12/11/20
Frech, J.	PASS	✓										AM# 245 9/28/20
Garneret, P.	PASS	✓										AM# 258 9-29-20
Garrick, S	PASS	✓										AM# 233 9/29/20
Gearhart, N.	PASS	✓										AM# 258 9-29-20
Gearhart, S.	PASS	✓										AM# 233 9-29-20
Gess, S.												
Gladden, J.	PASS	✓										AM# 233 10-27-20
Goodman, N.	PASS	✓										AM# 258 9-29-20
Greter, A.	PASS	✓										AM# 245 9/25/20
Grimshaw, R.	PASS	✓										AM# 233 11/23/20
Haines, M.	PASS	✓										AM# 258 9-29-20
Hall, K.	PASS	✓										AM# 258 9-29-20
Hamilton, C.	PASS	✓										AM# 233 11/9/20

Write "Pass" or "Fail" in the "Pass/Fail" box.  
 Check the box that corresponds to the number of attempts for each firearm.  
 Write Range Officer Initials, Badge #, and Date.

# Firearms Qualification Record

Revised 01/2020

Officers Name	PASS / FAIL HANDGUN	ATTEMPTS				PASS/FAIL SHOTGUN	ATTEMPTS				R/O INITIALS, BADGE # & DATE	
		1	2	3	4		1	2	3	4		
Adamescu, J	Pass	✓										SG 233 11/16/20
Ahles, J.	Pass	✓										SG 233 11/16/20
<del>Anschutz, R.</del>												
Bammann, J.	Pass	✓										SG 258 11/26/20
Barnes, R.	Pass	✓										SG 258 11/16/20
Blair, C.	Pass	✓										SG 258 10/27/20
Blust, S.	Pass	✓										SG 258 10/26/20
Boggs, M.	Pass	✓										SG 258 10/27/20
Boor, A.	Pass	✓										SG 233 11/16/20
Botdorf, J												
Brane, S.	Pass	✓										SG 233 11/9/20
Brewster, M.	Pass	✓										SG 233 11/14/20
Brubaker, C.	Pass	✓										SG 233 11/6/20
Bushong, W.												
Butler, T.	PASS	✓										SG #245 11/10/20
Carroll, K.												
Carver, R.	PASS	✓										SG #245
Chatman, Orlando												
Cikity, J.												
Clapp, R.	Pass	✓										SG #258 11-10-20
Coontz, K.												
Davis, M.	PASS	✓										SG #258 11-17-20
Dittrich, R.	PASS	✓										SG 233 11/16/20
<del>Eekert, J.</del>												
Edwards, A.	PASS	✓										SG #258 11-17-20
Edwards, B.	Pass	✓										SG 233 11/23/20
Frase, C.	Pass	✓										SG 233 11/9/20
Frech, J.	Pass	✓										SG 233 11/10/20
Garneret, P.	PASS	✓										SG #258
Garrick, S	Pass	✓										SG 258 10/27/20
Gearhart, N.	Pass	✓										SG 232 10/26/20
Gearhart, S.	Pass	✓										SG 11/6/20
Gess, S.												
Gladden, J.	Pass	✓										SG 258 10/27/20
Goodman, N.	Pass	✓										SG 258 11/26/20
Greter, A.	Pass	✓										SG 11/6/20
Grimshaw, R.	Pass	✓										SG 233 11/23/20
Haines, M.	Pass	✓										SG 258 10/26/20
Hall, K.	Pass	✓										SG 258 11/17/20
Hamilton, C.	Pass	✓										SG 233 11/9/20

Write "Pass" or "Fail" in the "Pass/Fail" box.  
 Check the box that corresponds to the number of attempts for each firearm.  
 Write Range Officer Initials, Badge #, and Date.

# Firearms Qualification Record

Revised 03/20/2021

Officers Name	PASS / FAIL HANDGUN	ATTEMPTS				PASS/FAIL SHOTGUN	ATTEMPTS				R/O INITIALS, BADGE # & DATE
		1	2	3	4		1	2	3	4	
Adamescu, Josh	PASS	✓				PASS	✓				RC 235 3/25/21
Ahles, Jon	PASS	✓				PASS	✓				
Anschutz, Ryan											
Bammann, Jason	PASS	✓				PASS	✓				AS 233 3/24/21
Barnes, Ron	PASS	✓				PASS					AS 233 3/24/21
Blair, Clay	PASS	✓				PASS	✓				RC 235 3/24/21
Blust, Steve	PASS	✓				PASS	✓				AS 233 3/24/21
Boggs, Mark											
Boor, Andy											
Botdorf, Jerry											
Brane, Steve	PASS	✓				PASS	✓				RC 235 3/25/21
Brewster, Matthew											
Brubaker, Chad	PASS	✓				PASS	✓				AS 233 3/24/21
Butler, Terry	PASS	✓				PASS	✓				AS 233 3/24/21
Carroll, Kenneth	PASS	✓				PASS	✓				RC 235 3/25/21
Carver, Randy	PASS	✓				PASS	✓				AS 233 8/12/21
<del>Chatman, Orlando</del>											
Cikity, Justin	PASS	✓				PASS	✓				MW 245 6/14/21
Clapp, Richard	PASS	✓				PASS	✓				AS 233 3/25/21
Coontz, Kenneth	PASS	✓				PASS	✓				R. Blum 151 7-15-21
Davis, Matthew	PASS	✓				PASS	✓				RC 235 3/25/21
Dittrich, Richard	PASS	✓				PASS	✓				AS 233 3/24/21
Edwards, Alan	PASS	✓				PASS	✓				AS 233 3/24/21
Edwards, Bryce	PASS	✓				PASS	✓				AS 233 3/24/21
Frase, Carson	PASS	✓				PASS	✓				RC 235 3/24/21
Frech, Josh	PASS	✓				PASS	✓				RC 235 3/21/21
Garneret, Paul	PASS	✓				PASS	✓				RC 235 3/25/21
Garrick, Stacie	PASS	✓				PASS	✓				RC 235 3/24/21
Gearhart, Nichole	PASS	✓				PASS	✓				RC 235 3/24/21
Gearhart, Shane	PASS	✓				PASS	✓				AS 233 3/24/21
Gess, Shane	PASS	✓				PASS	✓				AS 233 8/2/21
Galden, Joseph	PASS	✓				PASS	✓				RC 235 3/25/21
Goodman, Nolan	PASS					PASS	✓				RC 233 3/24/21
Greter, Adam	PASS	✓				PASS	✓				RC 235 3/24/21
Grimshaw, Ryan	PASS	✓				PASS	✓				AS 233 8/3/21
Haines, Michael	PASS	✓				PASS	✓				RC 235 3/24/21
Hall, Kaylie	PASS	✓				PASS	✓				RC 235 3/25/21
Hamilton, Charles	PASS	✓				PASS	✓				AS 233 3/24/21
Hange, Rich	PASS	✓				PASS	✓				RC 235 3/24/21
Bhusuona, Bill	PASS	✓				PASS	✓				AS 233 3/24/21

Write "Pass" or "Fail" in the "Pass/Fail" box.  
 Check the box that corresponds to the number of attempts for each firearm.  
 Write Range Officer Initials, Badge #, and Date.



# City of Mansfield

Tim Theaker, Mayor

---

30 N. Diamond Street - Mansfield, OH 44902 - (419)755-9736 Fax-(419)525-0146  
**Lori A. Cope, Safety Service Director**

November 12, 2020

TO: Officer Clay D. Blair  
FROM: Lori A. Cope  
Safety Service Director  
RE: Probation Period

Congratulations on successfully completing your probationary period as Patrol Officer in the City of Mansfield, Division of Police.

I am approving that you be granted a permanent appointment as Patrol Officer effective November 12, 2020.

I wish you many years of safety and success in the future with our department!

Sincerely,

Lori A. Cope  
Safety Service Director

LAC/bjg

cc: Mayor Theaker  
Police Chief Keith Porch  
HR Director Ken Coontz  
Finance  
IT



# City of Mansfield

Tim Theaker, Mayor

30 N. Diamond Street - Mansfield, OH 44902 - (419)755-9736 Fax-(419)525-0146

**Lori A. Cope, Safety Service Director**

## PATROL OFFICER OATH


"I, CLAY D. BLAIR, do solemnly swear that I will support the constitution and laws of the United States of America, the constitution and laws of the State of Ohio, and the laws and ordinances of the City of Mansfield; that I will perform faithfully the duties of patrol officer in the Mansfield Police Department; that I will carry out the rules and policies of the Department, and the orders of my superiors, to the best of my ability, so help me God."

11-14-19  
Date

  
CLAY D. BLAIR

I hereby certify that on this date, I administered the oath of office to the above officer pursuant to the authority vested in me by Ohio Revised Code Section 737.02.

11-14-19  
Date

  
Lori A. Cope  
Safety Service Director

cc: Tim Theaker, Mayor  
Keith Porch, Chief of Police  
Ken Coontz, Human Resources  
IT  
File

LAC/bjg

## EMPLOYEE PROCESSING CHECKLIST

Officer's Name: <u>Clay Blair</u>	NEW HIRE		SEPARATION
	Initial	Date	
Human Resources/ID Card	CB	11-17	
Hepatitis Acknowledgement	CB	11-14	
Finance	CB	11-14	
Outside Storage Area Lock Codes	CB	11-25	
General Orders: Use of Force/Ethics Acknowledgement	CB	11-20	
Handgun Issued by: _____	CB	11-16	
Handgun Training by: _____	CB	11-18	
Ordinance Book	CB	11-14	
Rules and Regulations Book	CB	11-18	
General Orders Review	CB	11-14	
Accreditation Training	CB	11-20	
Cruiser Keys	CB	11-14	
Email Accounts	CB	11-18	
Gas Card – Policy Review by: <u>LT. Napier</u>	CB	11-26	
iLincs Account Set Up by: <u>LT. Napier</u>	CB	11-26	
iLincs Training by: <u>LT. Napier</u>	CB	11-26	
Internet Usage Acknowledgement	CB	11-17	
Lab Orientation by: <u>Tambasco</u>	CB	11-18	
LEADS Certification/Chapters 1-7/Required Reading	CB	11-25	
WatchGuard Training by: <u>Baldorf</u>	CB	11-26	
Initial C.I.T. Training <u>Megan</u>	CB	11-25	
OHLEG Application/OHLEG Security Video	CB	11-21	
OHLEG Training by: <u>Linet napier</u>	CB	11-14	
Phone List (Information Added or Removed)	CB	2-10	
Uniform	CB	5-19	
Union Card/MPOA	CB	11-20	
Weight Room Waiver	CB	11-14	
PRC/United Way Cards	CB	11-15	
Meeting with the Chief/Give ID Permission to I.T.	CB	11-15	
Community Policing Training by: <u>Captain Howard</u>	CB	11-20	

LT. Napier #245  
Training Officer's Signature

5/19/20  
Date

PTL BLAIR #313  
New Officer's Signature

5-19-2020  
Date



# MANSFIELD POLICE DIVISION



## PERSONAL PROPERTY RECORD

Name	Clay Blair	ID #	
------	------------	------	--

ISSUE DATE	QTY ISS.	QTY REQ.	ITEM	RETURN DATE	INT
1-27	3	3	Shirt, summer, duty		CB
1-27	3	3	Shirt, winter, duty		CB
1-27	3	3	Trousers, duty		CB
1-27	1	1	Tourniquet/Holder		CB
2-12		1	Cap, service		CB
		1	Cap, winter		
1-27	1	1	Jacket, duty		CB
1-27	1	1	Jacket, Chill Chaser		CB
		N/A	Coat, Dress		
		N/A	Shirt, Dress		
		1	Raincoat		
2-12	1	2	Necktie, clip-on		
		1	Tie tack		
1-27		2	Buttons, sets		
1-27	1	1	Nameplate		
1-27	1	1	Belt, uniform		
1-27	1	1	Belt, Sam Browne		
1-27	1	1	Baton, police		CB
1-27	1	1	Baton ring holder		
1-27	1	1	Handcuffs, pair		CB
1-27	1	1	Handcuffs, case		CB
1-27	1	1	Flashlight		CB
11-26	1	1	Radio, portable		CB
11-26	1	1	Holder, radio belt		CB

ISSUE DATE	QTY ISS.	QTY REQ.	ITEM	RETURN DATE	INT
5-17		1	Ballistic Vest		CB
		1	Whistle		
11/14		1	Pistol S#		CB
11/14		1	Holster, pistol		CB
11/14		3	Magazine, pistol		CB
11/14		1	Magazine pouch, Dbl		CB
5-2		52	Cartridges		CB
5-2		1	Shield, breast		CB
5-2		1	Shield, cap		CB
11/15		1	Locker #		CB
11/15		1	Lock #		CB
11/19		1	Identification Card		CB
1-27	1	1	Flashlight, Holder		CB
11-24		1	Vehicle Keys		CB
11-26		1	OC Canister		CB
12-12		1	Holster, OC		CB
11/19		1	Rules & Regulations		CB
11/19		1	City Ordinances		CB
12/20		1	Trousers, Utility		CB
12/20		1	Shirt, Utility		CB
1-27	1	1	Belt Keepers		CB
4-20		1	Gas Mask		CB
4-20		1	Helmet, Riot		CB
1-27	1	1	Glove Pouch		CB

By signing this document, I agree that in the event my employment with the City is terminated during my probationary period, the cost of any items, provided pursuant to G.O. 22.2.5 may be deducted from my pay and paid to the City.

Clay Blair  
Officer's Signature

11-15-19  
Date

CITY OF MANSFIELD, OHIO  
30 N. DIAMOND STREET  
MANSFIELD, OHIO 44902

REV. 04/19/07

FORM 022

1.) **EMPLOYEE CHANGE OF STATUS FORM** (to be completed by employee)

SOCIAL SECURITY NUMBER: [REDACTED]

LAST NAME: BLAIR

FIRST NAME: CLAY

MIDDLE: D

Please enter the following change(s) in my file as of 1-27-2020  
(Date)

ADDRESS: [REDACTED]

APT. # ~~NOT~~ #:

CITY: WOOSTER

STATE: OH

ZIP CODE: 44691

Signature [Handwritten Signature]

Date 1-27-20

2.) **CHANGE OF PHONE NUMBER**

Please enter the following additional change(s) in my file as of 1-27-19

PHONE NUMBER: [REDACTED]

UNLISTED:  YES  NO

DEPARTMENT: M P D

CITY PHONE EXTENSION #: \_\_\_\_\_

MARITAL STATUS:

SINGLE

MARRIED

DIVORCED

WIDOWED

**DEPARTMENTAL ROUTING**

1. Chief of Police
2. Emergency Mobilization
3. Crime Analysis
4. Records Section
5. Commander = Napier
6. Communication Center



EFF. 6/28/10

CITY OF MANSFIELD  
IT AUTHORIZATION FORM

Form 024

EMPLOYEE NAME Clay Blair  
DEPARTMENT Police Department  
TITLE Police Officer

You have been authorized to operate a workstation that is attached to the city of Mansfield's network. Although the workstation is located in your work area, it is connected to all other city computers including servers located on the 5th floor of the Municipal building.

Individual user ID's and passwords help maintain the system security by limiting unauthorized use of shared files.

Network Use Authorization

USER NAME \_\_\_\_\_ PASSWORD \_\_\_\_\_

I have read the information contained in the City of Mansfield's Internet Use Policy and agree to abide by the terms therein.

Clay Blair  
(Employee's Signature) \_\_\_\_\_ (DATE)

AUTHORIZED BY [Signature] 11-14-19  
(Supervisor's Signature) \_\_\_\_\_ (SIGN) \_\_\_\_\_ (DATE)

Internal E-mail      External E-mail

iSeries (AS/400) Authorization

USER NAME \_\_\_\_\_ PASSWORD \_\_\_\_\_

AUTHORIZED BY \_\_\_\_\_  
(Department Supervisor) \_\_\_\_\_ (SIGN) \_\_\_\_\_ (DATE)

Internet Authorization

CLAY BLAIR is hereby authorized to use the Internet in the performance of their job duties.  
Such use is limited as follows:

The Internet is to be used for business purposes only as specifically limited herein. Any use of the Internet not specifically authorized herein is a violation of City of Mansfield policy, which may result in disciplinary action.

- Filtered Internet Access
- Un-filtered Internet Access

Reason WORK RELATED

I have read the information contained in the City of Mansfield's Internet Use Policy and agree to abide by the terms therein.

Clay Blair 11-14-19  
(Employee's Signature) \_\_\_\_\_ (DATE)

[Signature] 11-14-19  
(Supervisor's Signature) \_\_\_\_\_ (DATE)

[Signature] 11-14-19  
(Appointing Authority's Signature) \_\_\_\_\_ (DATE)

CITY OF MANSFIELD – DIVISION OF POLICE

FITNESS ROOM WAIVER

FOR DIVISION EMPLOYEES

Name Clay Blair (PLEASE PRINT) Date: 11-15-14

ALL PERSONS MUST INITIAL AND SIGN THIS WAIVER BEFORE USING THE DIVISION FITNESS ROOM. BY SIGNING THIS WAIVER, YOU ARE ACKNOWLEDGING AND AGREEING THAT THE FITNESS ROOM ACTIVITIES ARE DANGEROUS AND INVOLVE RISK OF SERIOUS INJURY AND/OR DEATH AND/OR PROPERTY DAMAGE AND YOU ARE WAIVING WORKER'S COMPENSATION BENEFITS PURSUANT TO SECTION 4123.01 (C)(3) OF THE OHIO REVISED CODE, AND ALL CAUSES OF ACTION FOR ANY INJURIES OR OTHER LOSS SUFFERED AS A RESULT OF YOUR USE OF THE FACILITIES.

Clay Blair Signature Date: 11-15-14

INITIALS

CB The undersigned declares that he or she has participated in the division's training presentation regarding the safe and proper use of all fitness room equipment. The undersigned further agrees to use the equipment as instructed and in accordance with all posted rules.

CB The undersigned declares that he or she is a voluntary use of the employer's fitness facility and hereby waives and relinquishes all rights to Worker's Compensation benefits under Chapter 4123 of the Ohio Revised Code of any injury or disability incurred while participating in this listed activity.

CB The undersigned hereby releases, waives, discharges and covenants not to sue the City of Mansfield, the William J. Taylor Fraternal Order of Police Lodge #32, the Mansfield Police Recreation League, Inc., their officers, agents and employees (releasees) from all liability to the undersigned, his or her personal representatives, assigns, heirs and next of kin for any and all loss or damage, and any claim or demands therefore on account of injury or loss to the person or property of the undersigned whether caused by the negligence of releasees or otherwise while the undersigned is in the City's fitness room. The undersigned further agrees to indemnify and hold harmless the releasees and each of them from any loss, liability, damage or cost they might incur due to the presence of the undersigned in the fitness room, whether caused by the negligence of releasees or otherwise. The undersigned further assumes full responsibility for and risk of bodily injury, death or property damage or loss due to the negligence of releasees or otherwise while in the fitness room.

THE UNDERSIGNED HAS READ AND VOLUNTARILY SIGNS THE RELEASES AND WAIVERS OF LIABILITY AND INDEMNITY AND FURTHER AGREES THAT NO ORAL REPRESENTATIONS, STATEMENTS, OR INDUCEMENTS APART FROM THE ABOVE WRITTEN STATEMENTS HAVE BEEN MADE.

Clay Blair Signature Date: 11-15-14

OHIO ATTORNEY GENERAL



# OHIO PEACE OFFICER TRAINING COMMISSION


&


## THE OFFICE OF THE ATTORNEY GENERAL

This is to certify that


**Clay Dwayne Blair**  
has completed the Ohio  
Peace Officer Basic Training Program  
Conducted by  
**North Central State College**


Awarded On  
November 14, 2019

  
Dave Yost  
Attorney General

  
Vernon P. Stanforth, Chairman  
Ohio Peace Officer Training Commission



  
Dwight A. Holcomb, Executive Director  
Ohio Peace Officer Training Commission

  
School Commander

BAS18-061 191330

# OHIO ATTORNEY GENERAL RECOGNITION OF COMPLETION AWARD

*This certificate of completion is awarded to*

**clay Blair**

For successfully completing the Webcast course

**OHLEG Security Training**

Issued on  
**November 19, 2019**  
Expires in 2 years



Joseph A. Morbitzer, BCI SUPERINTENDENT



\* No CPT Hours  
6e6bb6b993c1abb4b7e9627cb52623048070578c



# LEADS

Law Enforcement *Ohio* Automated Data System

This is to certify that

CLAY BLAIR

has successfully completed the Ohio LEADS testing on

November 25, 2019

by completing the following exam:

Inquiry Test

This certificate is good through

November 25, 2021

ENTERED  
6973




**This is to certify that**

**Clay Blair**

**has completed the Ohio Attorney General's online training course on**

**Election Day Refresher for Law Enforcement**

**Completed on: October 30, 2020**



# Certificate of Completion

*presented to*

**Clay Blair**

---

*has successfully completed online training for the course*

**4RE - Basic Operation for In-Car Officers**

---

*awarded on*

**November 26, 2019**

**Course Grade: 100.00 %**

**MARK MCHENRY, VICE PRESIDENT OF SERVICE AND SUPPORT**

# 4RE

**Basic Operation  
for In-Car Officers**

[http:// training.watchguardvideo.com](http://training.watchguardvideo.com)



**City of Mansfield**

**John R. Spon**

30 N. Diamond St. Mansfield, OH 44902

Law Director

# Certificate of Completion

This certifies that CLAY D. BLAIR  
of the Mansfield Police Department has successfully completed a training  
course approved by the chief legal officer for the City of Mansfield, Law Director  
John R. Spon, in the administration of oaths and the acknowledgment of  
documents under Ohio Revised Code 2935.081.

Course Instructor:

Michael J. Kemerer  
Michael J. Kemerer, First Assistant Law Director

Approved:

John R. Spon  
John R. Spon, Law Director

Date:

11 / 04 / 20

**Civil Division**  
419/755-9659  
Fax 419/755-9697

**Criminal Division**  
419/755-9651  
Fax 419/755-9491

**Victim Services**  
419/755-9667  
Fax 419/755-9491



TASER Training Version 22

This document is not needed if class registered in Axon Academy (email training@taser.com for details)

TASER 7 Conducted Energy Weapon (CEW) User Transition Course Applicant Certification Form

Effective Date: June 22, 2020

Name: CLAY BLAIR Agency: MANSFIELD P.D.
Email: CBLAIR@CI.MANSFIELD.OH.US Phone:
Address/State/Zip:

By signing below, I hereby acknowledge receipt of Axon's Product Warnings. I understand that I must read and understand these warnings PRIOR to participating in any hands-on CEW drills required by the Certification Course.

Student Signature: (Required) [Signature]

TASER Instructor Use Only

Instructor is required to verify that applicant has successfully completed all X26P/X2 CEW Transition Course requirements. \*\*This course alone does NOT fulfill the requirements for annual recertification\*\*

- Review current TASER 7 Transition Course PowerPoint Presentation & training bulletins (if applicable)
Demonstrate safe handling of CEW to include proper finger positioning, aiming, and deploying at preferred target area and while loading / unloading
Perform a proper de-escalation warning ARC
Utilize the ARC switch to re-energize deployed probes

Basic Certification (mandatory): Deploy a minimum of 2 live or HALT cartridges and place both probes in preferred target zones:

- 12-Degree, Close Quarters Cartridge
3.5-Degree, Standoff Cartridge

\*Every officer should be certified on every cartridge angle used by his/her agency.

De-escalation-Scenario Based Training Certification (optional) - Only Required in Year 3: Successfully complete scenarios using HALT System deploying a minimum of 2 HALT cartridges:

- Yes
No

Attested by Certifying Instructor: SGT. PAUL LUMADUE #227 [Signature]
(Print Name) (Signature)

Date: 1-20-2021 Location of Training: MANSFIELD P.D. - 30 N. DIAMOND ST.

This form is for internal use only
Please do not send to the TASER Training Department

TASER Training Version 22

This document is not needed if class registered in Axon Academy (email training@taser.com for details)

TASER® Conducted Energy Weapon (CEW)
CEW User Applicant Certification Form
Annual Recertification

Effective: June 22, 2020

Which CEWs were you certified on (Check all that apply): M26 X26 X26P X2 X3

Name: CLAY D. BLAIR Agency: MANSFIELD P.D.
Email: CLAIR.C@MANSFIELD.PD. Phone:
Address/State/Zip:

By signing below, I hereby acknowledge receipt of TASER's Product Warnings. I understand that I must Read and understand these warnings PRIOR to participating in any hands-on CEW drills required by the certification Course.

Student Signature: (Required) [Signature]

TASER Instructor Use Only

Instructor is required to verify that applicant has successfully completed all CEW User Certification/Recertification requirements.

- Review current Annual User Recertification Course PowerPoint Presentation(s) & training bulletins (if applicable)
Demonstrate safe handling of CEW to include: proper finger positioning, aiming and deploying at preferred target area and while loading / unloading
Deploy a minimum of 2 live cartridges (for each weapon certification), placing both probes in preferred target zones
Perform a proper warning ARC (Safety warning: remove cartridge from X26P before conducting Arc warning)
(X2 & X3) Utilize the ARC switch to re-energize deployed probes

I hereby certify that the above-named applicant has satisfactorily completed all components of the TASER End-User Certification, or Annual Re-Certification, training program and is hereby certified as a user of this system for one year.

Attested by Certifying Instructor: [Print Name] [Signature]

Date: 11-4-20 Location of Training: 30 N. DIAMOND ST

This form is for internal use only
Please do not send to the TASER Training Department

TASER Training Version 21

This document is not needed if class registered in Axon Academy (email [training@taser.com](mailto:training@taser.com) for details)

# TASER® CEW User Applicant Certification Form New User Certification

PRINT LEGIBLY AND CLEARLY PLEASE!

Which CEWs were you certified on (Check all that apply):  M26  X26  X26P  X2  X3

Name: Clay Blair Agency: Mansfield Police Dept  
Email: clbair@ci.mansfield.oh.us Phone: \_\_\_\_\_  
Address/State/Zip: \_\_\_\_\_

By signing below, I hereby acknowledge receipt of TASER's Product Warnings. I understand that I must Read and understand these warnings PRIOR to participating in any hands-on CEW drills required by this certification Course.

Student Signature: (Required) \_\_\_\_\_

## TASER Instructor Use Only

Instructor is required to verify that applicant has successfully completed all CEW User Certification requirements.

- Test must be completed with score of 100% (remediate as needed)
  - N/A Completed TASER CEW online course
- Review entire Version 21 User Certification Course PowerPoint Presentation(s) & training bulletins (if applicable)  N/A Completed TASER CEW online course
- Demonstrate safe handling of CEW to include: proper finger positioning, aiming and deploying at preferred target area and while loading / unloading
- Deploy a minimum of 2 live cartridges (for each weapon certification), placing both probes in preferred target zones
- Perform a proper warning ARC (Safety warning: remove cartridge from X26P before conducting Arc warning)
- N/A (X2 & X3) Utilize the ARC switch to re-energize deployed probes

I hereby certify that the above-named applicant has satisfactorily completed all components of the TASER User Certification training program and is hereby certified as a user of this system for one year.

Attested by Certifying Instructor: Ken Carroll [Signature]  
(Print Name) (Signature)

Date: 11-26-19 Location of Training: 30 N. DEANWOOD ST

**Do not Send this Form to TASER Training  
Keep this Form for Department Training Records**

PowerPoint is a trademark of Microsoft Corporation.

Axon, M26, X2, X3, X26, X26P, TASER, and the "Bolt within Circle Logo" are trademarks of Axon Enterprise, Inc., some of which are registered in the US and other countries. For more information, visit [www.axon.com/legal](http://www.axon.com/legal). All rights reserved. © 2019 Axon Enterprise, Inc.



**Instructor and User:  
Warnings, Risks & Release Agreement**  
(For Use with Any TASER CEW Training and TASER CEW Exposure)



increased when using a CEW in drive-stun mode. Increased skin irritation, abrasion, mark, burning, or scarring may occur with a CEW with multiple cartridge bays when used in drive-stun or three-point deployment modes.

**Penetration Injury.** The TASER probe has a small dart point which may cause a penetration injury to a blood vessel or internal organ, including lung, bone, or nerve. The probe or dart point (which may detach or break) can puncture or become embedded into a bone, organ, or tissue, which may require immediate medical care, surgical removal, or may result in scarring, infection, or other serious injury.

**CEWs and cartridges are weapons, and as with any weapon, follow safe weapon-handling practices and store your CEW securely.** Significant differences exist between different TASER CEW models. Before using any CEW, including a multi-shot CEW, ensure you understand the functioning and effects of that model. Follow practices in Axon's TASER warnings and training materials and any additional requirements in your agency's Guidance. Failure to follow the warnings may result in death or serious injury to the user or others.

**Confusing Handgun with CEW.** Confusing a handgun with a CEW could result in death or serious injury. Learn the differences in the physical feel and holstering characteristics between your CEW and your handgun to help avoid confusion. Always follow your agency's Guidance and training.

**Trigger Hold-Back Model Differences.** If the trigger is held back, most CEWs will continue to discharge until the trigger is released or the power source is expended. With an APPM installed, the X2 and X26P can be programmed to stop a CEW discharge at 5 seconds *even if the user continues to hold back the trigger*, requiring a deliberate action to re-energize the deployed cartridge. The TASER 7 offers similar options incorporated into the device (independent of the battery pack). Know your model and how it works. Avoid repeated, prolonged, or continuous CEW applications when practicable.

**Subject Not Incapacitated.** An ineffective CEW application could increase the risk of death or serious injury to the user, the subject, or others. If a CEW does not operate as intended or if subject is not incapacitated, disengage, redeploy the CEW, or use other force options in accordance with agency Guidance. A CEW's effects may be limited by many factors, including absence of delivered electrical charge due to misses, clothing disconnect, intermittent connection, or wire breakage; probe locations or spread; subject's muscle mass; or movement. Some of the factors that may influence the effectiveness of CEW use in effecting or achieving control of a subject include:

**Subject may not be fully incapacitated.** Even though a subject may be affected by a CEW in one part of his body, the subject may maintain full muscle control of other portions of his body. Control and restrain a subject as soon as possible, and be prepared in case the subject is not fully incapacitated.

**Subject may recover immediately.** A subject receiving a CEW discharge may immediately regain physical or cognitive abilities upon cessation of the delivered CEW discharge. Control and restrain a subject as soon as possible, and be prepared in case the subject immediately recovers.

**Drive-stun mode is for pain compliance only.** The use of a handheld CEW in drive-stun mode is painful, but generally does not cause incapacitation. Drive-stun use may not be effective on emotionally disturbed persons or others who may not respond to pain due to a mind-body disconnect. Avoid using repeated drive-stuns on such individuals if compliance is not achieved.

**Unintentional CEW Deployment or Discharge Hazard.** Unintentional CEW activation or unexpected cartridge discharge could result in death or serious injury to the user, subject, or others.

**Avoid static electricity.** Keep cartridge away from sources of static electricity. Static electricity can cause a CEW or X26, X26P, or M26 cartridge to discharge unexpectedly, possibly resulting in serious injury.

**Keep body parts away from front of CEW or cartridge.** Always keep your hands and body parts away from the front of the CEW and cartridge. If the CEW discharges unexpectedly you could be injured.

**IF YOU HAVE A CONDITION OR PRE-EXISTING INJURY THAT COULD BE AGGRAVATED BY PARTICIPATING IN TASER TRAINING OR RECEIVING A TASER CEW EXPOSURE, NOTIFY YOUR INSTRUCTOR.**

Please check the appropriate boxes:

- I am currently deemed fit for duty by my agency.
- I want to receive a voluntary TASER CEW exposure.
- I do NOT have any pre-existing injuries or conditions that could be aggravated by a voluntary exposure.
- I understand the risks associated with receiving a voluntary exposure and fully assume all risks.

**LIABILITY RELEASE AGREEMENT**

I acknowledge and agree as follows:

I have read, fully understand and accept the risks. I have read, fully understand, and accept the risks as stated in this document and Axon's current warnings ("Risks") and that these Risks exist whether or not I have pre-existing injuries. With full knowledge of the Risks, I voluntarily agree to participating in TASER CEW training.

Axon does not require a CEW Exposure. I understand that Axon does not require a CEW exposure as part of Instructor or User training. It is up to each agency to determine whether its instructors and users experience a CEW exposure as part of training and it is exclusively my decision to voluntarily experience a CEW exposure.

I accept the Risks. Understanding the Risks, I assume all Risks inherent in TASER CEW training and, if applicable, voluntary CEW exposures, whether known or unknown, foreseen or unforeseen.

**Release and hold harmless.** I release and hold harmless Axon, its agents, officers, directors, employees, and distributors, my instructor, my law enforcement agency, and the host agency (collectively "Released Parties"), from any and all claims, including but not limited to, claims for strict liability, breach of warranty, failure to warn, or any other theory of liability whatsoever even if due to the NEGLIGENCE or GROSS NEGLIGENCE of the Released Parties. I specifically waive any statutory rights I may have regarding the release of unknown claims.

I agree no one will sue Released Parties. I promise that neither I nor anyone on my behalf will ever sue or bring any other legal action or claim against the Released Parties for anything related to my TASER CEW training or, if applicable, voluntary exposure.

**Workers' Compensation Rights.** This release does not waive any rights I may have under Workers' Compensation Laws. I agree that any recovery under Workers' Compensation Laws does not change, extend or enlarge the waivers and protections inherent in this agreement.

This agreement supersedes any other statement, agreement or representation, written or oral, concerning my TASER CEW training and/or exposure. I affirm that this is my entire agreement with Axon and I am not relying on any representation by my instructor or agency inconsistent with Axon's TASER warnings and the Risks set forth in this document or in Axon's TASER training materials.

This agreement is a binding contract. I intend this form be legally binding upon me, my heirs, executors, administrators, attorneys and assigns. This agreement is contractual and not a mere recital. If any part of this agreement is held vague, invalid, or otherwise unenforceable, the rest of the agreement will continue in full force and effect.

I am competent to be bound by this agreement. I affirm that I am competent to enter into and be bound by this agreement; that I have read and understand this Liability Release Agreement in its entirety; that I have not been induced to sign this agreement by any promise or representation; and that I sign it voluntarily and of my own free will. By signing below I understand that I am giving up certain legal rights, including the right to recover damages in case of injury.

Date 11-4-20 Signed PLR Beard  
Printed Name CLAY BLAIR  
Agency MANFIELD P.D.

This signed, completed form shall be retained by the agency or employer for the duration of the student's employment or longer as deemed necessary. Questions should be directed to legal@axon.com



Axon Enterprise, Inc. (Axon) TASER conducted energy weapon (CEW) training courses are physically strenuous and there is a risk of personal injury. **BEFORE participating in any TASER CEW training or voluntary exposure, each participant MUST read the most current TASER CEW warnings and read and sign this form.** This document incorporates all current TASER CEW warnings by reference. This document is effective **December 20, 2018**, and supersedes all prior revisions.

Read, understand, and follow all current instructions, warnings, and relevant TASER training materials before participating in TASER CEW training or experiencing a CEW exposure. Failure to do so could increase the risk of death or serious injury to the trainee, user, force recipient, instructor, participants or others. Always follow all current instructions, warnings, and TASER training materials to minimize CEW risks.

**Voluntary.** Axon does not require a CEW exposure as a condition for Instructor or User Certification. It is up to each agency to determine whether its instructors and users experience a CEW exposure as part of training. If CEW exposures are performed, they must be limited to a single exposure not exceeding 5 seconds and performed in accordance with Axon's guidelines and by a Certified TASER Instructor.<sup>1</sup> **Probe Deployments to Back Only.** Cartridge deployed probes must be to the back of the torso or back of the legs only.

**Spotters.** All persons taking a CEW exposure must be properly supported by spotters to prevent falls unless lying down on a mat. Each spotter must hold the person and support the arm under the armpit to prevent arm or shoulder injuries.

**Eye Protection.** Eye protection is required for the CEW operator, observers, spotters and the person being exposed to any probe deployment during ALL times.

**Muscle Contraction or Strain-Related Injury.** CEWs in probe-deployment mode can cause muscle contractions that may result in injury, including bone fractures. CEWs in probe-deployment mode can cause muscle contractions resulting in injuries similar to those from physical exertion, athletics, or sports, including hernia rupture, dislocation, tear, or other injury to soft tissue, organ, muscle, tendon, ligament, cartilage, disc, nerve, bone, or joint; or injury or damage associated with or to orthopedic or other hardware. Fractures to bone, including compression fracture to vertebrae, may occur. These injuries may be more serious and more likely to occur in people with pre-existing injuries, orthopedic hardware, conditions or special susceptibilities, including pregnancy; low bone density; spinal injury; or previous muscle, disc, ligament, joint, bone, or tendon damage or surgery. Such injuries may also occur in drive-stun applications or when a person reacts to the CEW deployment by making a rapid or unexpected movement.

**Secondary Injury.** The loss of control resulting from a CEW exposure may result in injuries due to a fall or other uncontrolled movement. When possible, avoid using a CEW when secondary injuries are likely.

**Seizure.** Repetitive stimuli (e.g., flashing light or electrical stimuli) can induce seizure in some people, which may result in death or serious injury. This risk may be increased in a person with epilepsy, a seizure history, or if electrical stimuli pass through the head. Emotional stress and physical exertion, both likely in incidents involving CEW and other uses of force, are reported as seizure-precipitating factors.

**Fainting.** A person may experience an exaggerated response to a CEW exposure, or threatened exposure, which may result in fainting or falling.

**Muscle contraction, incapacitation, or startle response.** CEW use may cause loss of control from muscle contraction, incapacitation, or startle response.

**Cumulative Effects.** CEW exposure causes certain effects, including physiologic and metabolic changes, stress, and pain. In some individuals, the risk of death or serious injury may increase with cumulative CEW exposure. Repeated, prolonged, or continuous CEW applications may contribute to cumulative exhaustion, stress, cardiac, physiologic, metabolic, respiratory, and associated medical risks which could increase the risk of death or serious injury. Minimize repeated, continuous, or simultaneous exposures.

**Physiologic and Metabolic Effects.** CEW use causes physiologic and/or metabolic effects that may increase the risk of death or serious injury. These effects include changes in blood chemistry, blood pressure, respiration, heart rate and rhythm, and adrenaline and stress hormones, among others. In human studies of electrical discharge from a single CEW of up to 15 seconds, the effects on acid/base balance, creatine kinase, electrolytes, stress hormones, and vital signs were comparable to less than changes expected from physical exertion similar to struggling, resistance, fighting, fleeing, or from the application of some other force tools or techniques. Some individuals may be particularly susceptible to the effects of CEW use. These susceptible individuals include the elderly, those with heart conditions, asthma or other pulmonary conditions, and people suffering from excited delirium, profound agitation, severe exhaustion, drug intoxication or chronic drug abuse, and/or over-exertion from physical struggle. In a physiologically or metabolically compromised person, any physiologic or metabolic change may cause or contribute to sudden death.

**Stress and Pain.** CEW use, anticipation of use, or response to use can cause startle, panic, fear, anger, rage, temporary discomfort, pain, or stress which may be injurious or fatal to some people.

**Minimize the number and duration of CEW exposures.** Most human CEW lab testing has not exceeded 15 seconds of CEW application, and none has exceeded 4 seconds. Use the shortest duration of CEW exposure objectively reasonable to accomplish lawful objectives, and reassess the subject's behavior, reaction, and resistance before initiating or continuing the exposure. If a CEW deployment is ineffective in incapacitating a subject or achieving compliance, consider alternative control measures in conjunction with or separate from the CEW.

**Avoid simultaneous CEW exposures.** Do not use multiple CEWs or multiple completed circuits at the same time without justification. Multiple CEWs or multiple completed circuits at the same time could have cumulative effects and result in increased risks.

**Control and restrain immediately.** Begin control and restraint procedures, including during CEW exposure (cuffing under power), as soon as reasonably safe and practical to minimize CEW cumulative effects and the total duration of exertion and stress experienced by the subject.

**Avoid touching probes/wires during CEW discharge.** Controlling and restraining subject during CEW exposure may put the CEW user and those assisting at risk of accidental or unintended shock. Avoid touching the probes and wires and the areas between the probes during the electrical discharge.

**Cardiac Capture.** CEW exposure in the chest area near the heart has a low probability of inducing extra heart beats (cardiac capture). In rare circumstances cardiac capture could lead to cardiac arrest. When possible, avoid targeting the front chest area near the heart to reduce the risk of potential serious injury or death. Cardiac capture may be more likely in children and thin adults because the heart is usually closer to the CEW-delivered discharge (the dart-to-heart distance). Serious complications could also arise in those with impaired heart function or in those with implanted cardiac pacemaker or defibrillator.

**Use preferred target areas.** The preferred target areas are below the neck area for back shots and the lower center mass (below chest) for front shots. The preferred target areas increase dart-to-heart distance and reduce cardiac risks. Back shots are preferable to front shots when practicable.

**Avoid sensitive areas.** When practicable, avoid intentionally targeting the CEW sensitive areas of the body such as the face, eyes, head, throat, chest area (area of heart), breast, groin, genitals, or known pre-existing injury areas.

**Eye Injury Hazard.** A TASER probe, electrode, or electrical discharge that contacts or comes close to an eye can result in serious injury, including permanent vision loss. **DO NOT** intentionally aim a CEW, including the LASER, at the eye of a person or animal without justification.

**Probe or Electrode Injury, Puncture, Scarring, or Infection Hazard.** CEW use may cause a permanent mark, burn, scar, puncture, or other skin or tissue damage. Infection could result in death or serious injury. Scarring risk may be

<sup>1</sup> A Certified TASER Instructor is not an Axon agent, but maintains a current TASER Instructor certification and

complies with Axon's most current training requirements, materials and license agreement. Representations inconsistent with this document made by any Certified TASER Instructor are expressly disclaimed.

100910

Version 22

**TASER® Conducted Energy Weapons (CEWs)  
Part 2: TASER 7 Certification Test**


Name: \_\_\_\_\_ New Certification / Recertification

Agency: MANFIELD P.D.

Training Date: \_\_\_\_\_ Location: MANFIELD P.D. - 30 N. DIAMOND ST.

1. The Arc switch cannot be used to:
  - A. Initiate the warning arc
  - B. Toggle between cartridges
  - C. Re-energize deployed cartridges
  - D. All of the above
  
2. A warning arc can be displayed on the Taser 7 without discharging loaded cartridges.
  - A. True
  - B. False
  
3. If selected in Axon Evidence (Evidence.com), the Automatic-Shutdown mode will automatically stop the TASER cycle after 5 seconds even if the trigger is held down.
  - A. True
  - B. False
  
4. Axon recommends docking the rechargeable battery pack every 30 days.
  - A. True
  - B. False
  
5. Pressing the trigger after Bay #1 has been deployed will automatically deploy the next available cartridge in the weapon and activate Bay #1.
  - A. True
  - B. False
  
6. When both cartridges are deployed, the Taser 7 will sense a missed connection and will distribute the charge between the working connections.
  - A. True
  - B. False

- |     |                             |                     |     |                              |          |
|-----|-----------------------------|---------------------|-----|------------------------------|----------|
| 7.  | Central Information Display | <u>D</u>            | 14. | Arc Switch                   | <u>F</u> |
| 8.  | Cartridge Bay #1            | <u><del>C</del></u> | 15. | LASERs                       | <u>I</u> |
| 9.  | Front Sight                 | <u>E</u>            | 16. | Cartridge Release Button     | <u>J</u> |
| 10. | Safety Switch               | <u>A</u>            | 17. | Rechargeable Battery Pack    | <u>L</u> |
| 11. | Cartridge Bay #2            | <u><del>K</del></u> | 18. | LED Flashlight               | <u>B</u> |
| 12. | Trigger                     | <u>H</u>            | 19. | Rear Sights                  | <u>E</u> |
| 13. | Speaker Port                | <u>M</u>            | 20. | Rechargeable Battery Release | <u>N</u> |



10090

Version 22

**TASER® Conducted Energy Weapons (CEWs)  
Part 1: User Certification Test**

Name: CLAY BLAIR New Certification / Recertification

Agency: MANSFIELD P.D.

Training Date: 1-20-21 Location: MANSFIELD PD - 30 N. DIAMOND ST.

1. The Nervous System consists of the following:
  - a) Central Nervous System - Command Center (brain and spinal cord)
  - b) Motor Nervous System - Carries commands from the brain to muscles (NMI systems affect BOTH the Sensory and Motor Nerves)
  - c) Sensory Nervous System - Brings information into the brain (affected by stun systems)
  - d) All of the above
2. In considering the use of a CEW:
  - a) Do not use for verbal defiance
  - b) Do not use for belligerence
  - c) Do not use for punishment
  - d) Do not use for horse play
  - e) All of the above
3. The preferred target areas for CEW exposure are:
  - a) Lower center mass (below chest or area of the heart) and legs for front exposure
  - b) Below the neck area for back exposures
  - c) Anywhere on the person's body
  - d) a and b
  - e) a and b (with the back being the most preferred area)
4. As with any use of force, the longer the CEW exposure the greater the risk of potential cumulative physiologic, metabolic, and other effects.
  - a) True
  - b) False
5. The officer should avoid intentionally targeting the CEW on sensitive areas of the body such as the head, throat, breast, chest (area of the heart), genitals, or known pre-existing injury areas without legal justification.
  - a) True
  - b) False
6. Probe deployments are more desirable/effective than drive stuns (other than 3-point deployments).
  - a) True
  - b) False
7. The further a CEW exposure is away from the heart and the fewer CEW cycles applied the greater the safety margin for the CEW affecting the heart.
  - a) True
  - b) False



8. Controlling/Cuffing under power during the "window of opportunity" can reduce the need for repeated or extended CEW exposures.
- a) True
  - b) False
9. TASER CEWs are serious weapons and are to be treated as such at all times.
- a) True
  - b) False
10. When deploying probes to the front of a person's body, the CEW should generally be aimed:
- a) At the face
  - b) At the chest or area of the heart
  - c) At the waist area to split the beltline
  - d) At the throat
  - e) At the head
11. The risk of a CEW causing or contributing to a person's cardiac arrest is:
- a) Zero
  - b) Very high
  - c) High
  - d) Higher than the risk of death or serious injury from a firearm
  - e) Very low
12. An officer's use of force must be objectively reasonable under the totality of circumstances as reasonably perceived by the officer at the moment the force is used.
- a) True
  - b) False
13. When reasonable, Smart Use Considerations include:
- a) Use the minimum force necessary to accomplish lawful objectives
  - b) Use force only on those "actively resisting" or higher
  - c) Give a verbal warning before the use of force
  - d) Give subjects a reasonable opportunity to comply before force is used or repeated
  - e) Immediately cease any force once a subject is under control
  - f) All of the above
14. Experts have identified the following key factors related to CEW cardiac risks:
- a) Dart-to-heart distances
  - b) Amount of delivered electrical charge
  - c) Dart anywhere on a person's body
  - d) A and B
15. The term currently used by TASER Training to describe the incapacitating effects of a CEW is:
- a) Electro-muscular disruption (EMD)
  - b) Neuro-muscular incapacitation (NMI)
  - c) Neuro-muscular disruption (NMD)
  - d) Electro-muscular incapacitation (EMI)
16. When using the CEW in Drive-Stun Mode:
- a) Follow agency policy
  - b) Use care when applying the drive stun to the neck or groin
  - c) Stay away from the trachea, the back of the neck, and the genitals
  - d) All of the above

17. During CEW voluntary exposures which of the following are required safety rules?
- a) Always use two spotters when volunteer is standing
  - b) Spotters must hold volunteers closely under the armpit to stabilize the shoulder and upper arm
  - c) The volunteer should be safely supported and carefully lowered to the ground
  - d) All of the above
18. The handheld electronic weapons manufactured by Axon (formerly TASER) are referred to as:
- a) Electronic Control Weapons
  - b) Shock devices
  - c) Conducted Energy Weapons
  - d) Conducted Energy Devices
19. A single CEW trigger pull and release discharges an electrical charge for a:
- a) 10 second cycle
  - b) 5 second cycle
  - c) 4 second cycle
  - d) The cycle always stops as soon as the trigger is released
20. A pre-shift 5-second CEW spark/functionality test is recommended to:
- a) Ensure the CEW is sparking and functioning properly
  - b) Create muscle memory
  - c) Practice drawing and holstering the CEW
  - d) Teach proper CEW safety
21. TASER Training does not set use-of-force policies, general orders, or procedures
- a) True
  - b) False
22. Activated CEWs can ignite:
- a) Gasoline and gasoline vapors
  - b) Butane
  - c) Some personal defense sprays
  - d) Some hair sprays or gels
  - e) All of the above
23. A CEW application on a person can cause physiologic or metabolic effects, including, but not limited to, changes in:
- a) Blood Chemistry
  - b) Heart rate, and rhythm
  - c) Blood pressure
  - d) Respiration
  - e) Adrenaline and Stress hormones
  - f) All of the above

24. Some examples of persons who are at an elevated risk of secondary effects from a CEW exposure include:
- a) Running persons
  - b) Persons in elevated positions
  - c) Persons in a flammable environment
  - d) All of the above
25. When considering the use of force, when reasonable:
- a) Give subjects a reasonable opportunity to comply before force is used or repeated
  - b) Use pain compliance even if pain is reasonably foreseeably ineffective
  - c) Immediately cease any force once a subject is under control
  - d) Continue to use force once a subject has surrendered or is captured, handcuffed, and controlled
  - e) A & C
26. An officer should avoid repeated or continuous CEW exposures unless necessary to counter immediate threat
- a) True
  - b) False
27. Post CEW use, as with all force options, officers should monitor the subject and initiate EMS/CPR protocol if subject becomes unresponsive.
- a) True
  - b) False
28. TASER does **NOT** require a CEW exposure for instructor or user certification.
- a) True
  - ~~b) False~~
29. Axon Evidence (Evidence.com) is a program offered by Axon that allows agencies:
- a) Access CEW firing records
  - b) Cloud storage solution
  - c) Assign CEWs to individual users
  - d) All of the above
30. Use the shortest duration of CEW exposure objectively reasonable to accomplish lawful objectives and reassess the subject's behavior before repeating or continuing the exposure.
- a) True
  - b) False

**Instructor and User:**  
**Warnings, Risks & Release Agreement**  
(For Use with Any TASER CEW Training and TASER CEW Exposure)



increased when using a CEW in drive-stun mode. Increased skin irritation, abrasion, mark, burning, or scarring may occur with a CEW with multiple cartridge bays when used in drive-stun or three-point deployment modes.

**Penetration Injury.** The TASER probe has a small dart point which may cause a penetration injury to a blood vessel or internal organ, including lung, bone, or nerve. The probe or dart point (which may detach or break) can puncture or become embedded into a bone, organ, or tissue, which may require immediate medical care, surgical removal, or may result in scarring, infection, or other serious injury.

**SAFETY INFORMATION: CEW DEPLOYMENT AND USE**

CEWs and cartridges are weapons, and as with any weapon, follow safe weapon-handling practices and store your CEW securely. Significant differences exist between different TASER CEW models. Before using any CEW, including a multi-shot CEW, ensure you understand the functioning and effects of that model. Follow practices in Axon's TASER warnings and training materials and any additional requirements in your agency's Guidance. Failure to follow the warnings may result in death or serious injury to the user or others.

**Confusing Handgun with CEW.** Confusing a handgun with a CEW could result in death or serious injury. Learn the differences in the physical feel and holstering characteristics between your CEW and your handgun to help avoid confusion. Always follow your agency's Guidance and training.

**Trigger Hold-Back Model Differences.** If the trigger is held back, most CEWs will continue to discharge until the trigger is released or the power source is expended. With an APPM installed, the X2 and X26P can be programmed to stop a CEW discharge at 5 seconds *even if the user continues to hold back the trigger*, requiring a deliberate action to re-energize the deployed cartridge. The TASER 7 offers similar options incorporated into the device (independent of the battery pack). Know your model and how it works. Avoid repeated, prolonged, or continuous CEW applications when practicable.

**SAFETY INFORMATION: CEW EFFECTIVENESS**

**Subject Not Incapacitated.** An ineffective CEW application could increase the risk of death or serious injury to the user, the subject, or others. If a CEW does not operate as intended or if subject is not incapacitated, disengage, redeploy the CEW, or use other force options in accordance with agency Guidance. A CEW's effects may be limited by many factors, including absence of delivered electrical charge due to misses, clothing disconnect, intermittent connection, or wire breakage; probe locations or spread; subject's muscle mass; or movement. Some of the factors that may influence the effectiveness of CEW use in effecting or achieving control of a subject include:

**Subject may not be fully incapacitated.** Even though a subject may be affected by a CEW in one part of his body, the subject may maintain full muscle control of other portions of his body. Control and restrain a subject as soon as possible, and be prepared in case the subject is not fully incapacitated.

**Subject may recover immediately.** A subject receiving a CEW discharge may immediately regain physical or cognitive abilities upon cessation of the delivered CEW discharge. Control and restrain a subject as soon as possible, and be prepared in case the subject immediately recovers.

**Drive-stun mode is for pain compliance only.** The use of a handheld CEW in drive-stun mode is painful, but generally does not cause incapacitation. Drive-stun use may not be effective on emotionally disturbed persons or others who may not respond to pain due to a mind-body disconnect. Avoid using repeated drive-stuns on such individuals if compliance is not achieved.

**SAFETY INFORMATION: GENERAL PRECAUTIONS**

**Unintentional CEW Deployment or Discharge Hazard.** Unintentional CEW activation or unexpected cartridge discharge could result in death or serious injury to the user, subject, or others.

**Avoid static electricity.** Keep cartridge away from sources of static electricity. Static electricity can cause a CEW or X26, X26P, or M26 cartridge to discharge unexpectedly, possibly resulting in serious injury.

**Keep body parts away from front of CEW or cartridge.** Always keep your hands and body parts away from the front of the CEW and cartridge. If the CEW discharges unexpectedly you could be injured.

**IF YOU HAVE A CONDITION OR PRE-EXISTING INJURY THAT COULD BE AGGRAVATED BY PARTICIPATING IN TASER TRAINING OR RECEIVING A TASER CEW EXPOSURE, NOTIFY YOUR INSTRUCTOR.**

Please check the appropriate boxes:

- I am currently deemed fit for duty by my agency.  
 I want to receive a voluntary TASER CEW exposure.  
 I do NOT have any pre-existing injuries or conditions that could be aggravated by a voluntary exposure.  
 I understand the risks associated with receiving a voluntary exposure and fully assume all risks.

**LIABILITY RELEASE AGREEMENT**

I acknowledge and agree as follows:

I have read, fully understand and accept the risks. I have read, fully understand, and accept the risks as stated in this document and Axon's current warnings ("Risks") and that these Risks exist whether or not I have pre-existing injuries. With full knowledge of the Risks, I voluntarily agree to participating in TASER CEW training.

Axon does not require a CEW Exposure. I understand that Axon does not require a CEW exposure as part of Instructor or User training. It is up to each agency to determine whether its instructors and users experience a CEW exposure as part of training and it is exclusively my decision to voluntarily experience a CEW exposure.

I accept the Risks. Understanding the Risks, I assume all Risks inherent in TASER CEW training and, if applicable, voluntary CEW exposures, whether known or unknown, foreseen or unforeseen.

**Release and hold harmless.** I release and hold harmless Axon, its agents, officers, directors, employees, and distributors, my instructor, my law enforcement agency, and the host agency (collectively "Released Parties"), from any and all claims, including but not limited to, claims for strict liability, breach of warranty, failure to warn, or any other theory of liability whatsoever even if due to the NEGLIGENCE or GROSS NEGLIGENCE of the Released Parties. I specifically waive any statutory rights I may have regarding the release of unknown claims.

I agree no one will sue Released Parties. I promise that neither I nor anyone on my behalf will ever sue or bring any other legal action or claim against the Released Parties for anything related to my TASER CEW training or, if applicable, voluntary exposure.

**Workers' Compensation Rights.** This release does not waive any rights I may have under Workers' Compensation Laws. I agree that any recovery under Workers' Compensation Laws does not change, extend or enlarge the waivers and protections inherent in this agreement.

**This agreement supersedes any other representation.** This release supersedes any other statement, agreement or representation, written or oral, concerning my TASER CEW training and/or exposure. I affirm that this is my entire agreement with Axon and I am not relying on any representation by my instructor or agency inconsistent with Axon's TASER warnings and the Risks set forth in this document or in Axon's TASER training materials.

**This agreement is a binding contract.** I intend this form be legally binding upon me, my heirs, executors, administrators, attorneys and assigns. This agreement is contractual and not a mere recital. If any part of this agreement is held vague, invalid, or otherwise unenforceable, the rest of the agreement will continue in full force and effect.

I am competent to be bound by this agreement. I affirm that I am competent to enter into and be bound by this agreement; that I have read and understand this Liability Release Agreement in its entirety; that I have not been induced to sign this agreement by any promise or representation; and that I sign it voluntarily and of my own free will. By signing below I understand that I am giving up certain legal rights, including the right to recover damages in case of injury.

Date 1/26/19 Signed Clay Blair  
Printed Name Clay Blair  
Agency Marblehead Police Department

This signed, completed form shall be retained by the agency or employer for the duration of the student's employment or longer as deemed necessary. Questions should be directed to legal@axon.com



# Instructor and User: Warnings, Risks & Release Agreement

(For Use with Any TASER CEW Training and TASER CEW Exposure)



Axon Enterprise, Inc. (Axon) TASER conducted energy weapon (CEW) training courses are physically strenuous and there is a risk of personal injury. BEFORE participating in any TASER CEW training or voluntary exposure, each participant MUST read the most current TASER CEW warnings and read and sign this form. This document incorporates all current TASER CEW warnings by reference. This document is effective **December 20, 2018**, and supersedes all prior revisions.

## IMPORTANT SAFETY AND HEALTH INFORMATION

Read, understand, and follow all current instructions, warnings, and relevant TASER training materials before participating in TASER CEW training or experiencing a CEW exposure. Failure to do so could increase the risk of death or serious injury to the trainee, user, force recipient, instructor, participants or others. Always follow all current instructions, warnings, and TASER training materials to minimize CEW risks.

## TRAINING CEW EXPOSURES

**Voluntary.** Axon does not require a CEW exposure as a condition for Instructor or User Certification. It is up to each agency to determine whether its instructors and users experience a CEW exposure as part of training. If CEW exposures are performed, they must be limited to a single exposure not exceeding 5 seconds and performed in accordance with Axon's guidelines and by a Certified TASER Instructor.<sup>1</sup> **Probe Deployments to Back Only.** Cartridge deployed probes must be to the back of the torso or back of the legs only.

**Spotters.** All persons taking a CEW exposure must be properly supported by spotters to prevent falls unless lying down on a mat. Each spotter must hold the person and support the arm under the armpit to prevent arm or shoulder injuries.

**Eye Protection.** Eye protection is required for the CEW operator, observers, spotters and the person being exposed to any probe deployment during ALL times.

## SAFETY INFORMATION: CEW RISKS AND RISK AVOIDANCE

**WARNING: Muscle Contraction or Strain-Related Injury.** CEWs in probe-deployment mode can cause muscle contractions that may result in injury, including bone fractures. CEWs in probe-deployment mode can cause muscle contractions resulting in injuries similar to those from physical exertion, athletics, or sports, including hernia rupture, dislocation, tear, or other injury to soft tissue, organ, muscle, tendon, ligament, cartilage, disc, nerve, bone, or joint; or injury or damage associated with or to orthopedic or other hardware. Fractures to bone, including compression fracture to vertebrae, may occur. These injuries may be more serious and more likely to occur in people with pre-existing injuries, orthopedic hardware, conditions or special susceptibilities, including pregnancy; low bone density; spinal injury; or previous muscle, disc, ligament, joint, bone, or tendon damage or surgery. Such injuries may also occur in drive-stun applications or when a person reacts to the CEW deployment by making a rapid or unexpected movement.

**WARNING: Secondary Injury.** The loss of control resulting from a CEW exposure may result in injuries due to a fall or other uncontrolled movement. When possible, avoid using a CEW when secondary injuries are likely.

**Seizure.** Repetitive stimuli (e.g., flashing light or electrical stimuli) can induce seizure in some people, which may result in death or serious injury. This risk may be increased in a person with epilepsy, a seizure history, or if electrical stimuli pass through the head. Emotional stress and physical exertion, both likely in incidents involving CEW and other uses of force, are reported as seizure-precipitating factors. **Fainting.** A person may experience an exaggerated response to a CEW exposure, or threatened exposure, which may result in fainting or falling.

**Muscle contraction, incapacitation, or startle response.** CEW use may cause loss of control from muscle contraction, incapacitation, or startle response.

**WARNING: Cumulative Effects.** CEW exposure causes certain effects, including physiologic and metabolic changes, stress, and pain. In some individuals, the risk of death or serious injury may increase with cumulative CEW exposure. Repeated, prolonged, or continuous CEW applications may contribute to cumulative exhaustion, stress, cardiac, physiologic, metabolic, respiratory, and associated medical risks which could increase the risk of death or serious injury. Minimize repeated, continuous, or simultaneous exposures.

**Physiologic and Metabolic Effects.** CEW use causes physiologic and/or metabolic effects that may increase the risk of death or serious injury. These effects include changes in blood chemistry, blood pressure, respiration, heart rate and rhythm, and adrenaline and stress hormones, among others. In human studies of electrical discharge from a single CEW of up to 15 seconds, the effects on acid/base balance, creatine kinase, electrolytes, stress hormones, and vital signs were comparable to or less than changes expected from physical exertion similar to struggling, resistance, fighting, fleeing, or from the application of some other force tools or techniques. Some individuals may be particularly susceptible to the effects of CEW use. These susceptible individuals include the elderly, those with heart conditions, asthma or other pulmonary conditions, and people suffering from excited delirium, profound agitation, severe exhaustion, drug intoxication or chronic drug abuse, and/or over-exertion from physical struggle. In a physiologically or metabolically compromised person, any physiologic or metabolic change may cause or contribute to sudden death.

**Stress and Pain.** CEW use, anticipation of use, or response to use can cause startle, panic, fear, anger, rage, temporary discomfort, pain, or stress which may be injurious or fatal to some people.

**Minimize the number and duration of CEW exposures.** Most human CEW lab testing has not exceeded 15 seconds of CEW application, and none has exceeded 45 seconds. Use the shortest duration of CEW exposure objectively reasonable to accomplish lawful objectives, and reassess the subject's behavior, reaction, and resistance before initiating or continuing the exposure. If a CEW deployment is ineffective in incapacitating a subject or achieving compliance, consider alternative control measures in conjunction with or separate from the CEW.

**Avoid simultaneous CEW exposures.** Do not use multiple CEWs or multiple completed circuits at the same time without justification. Multiple CEWs or multiple completed circuits at the same time could have cumulative effects and result in increased risks.

**Control and restrain immediately.** Begin control and restraint procedures, including during CEW exposure (cuffing under power), as soon as reasonably safe and practical to minimize CEW cumulative effects and the total duration of exertion and stress experienced by the subject.

**Avoid touching probes/wires during CEW discharge.** Controlling and restraining a subject during CEW exposure may put the CEW user and those assisting at risk of accidental or unintended shock. Avoid touching the probes and wires and the areas between the probes during the electrical discharge.

**WARNING: Cardiac Capture.** CEW exposure in the chest area near the heart has a low probability of inducing extra heart beats (cardiac capture). In rare circumstances, cardiac capture could lead to cardiac arrest. When possible, avoid targeting the frontal chest area near the heart to reduce the risk of potential serious injury or death. Cardiac capture may be more likely in children and thin adults because the heart is usually closer to the CEW-delivered discharge (the dart-to-heart distance). Serious complications could also arise in those with impaired heart function or in those with an implanted cardiac pacemaker or defibrillator.

**Use preferred target areas.** The preferred target areas are below the neck area for back shots and the lower center mass (below chest) for front shots. The preferred target areas increase dart-to-heart distance and reduce cardiac risks. Back shots are preferable to front shots when practicable.

**Avoid sensitive areas.** When practicable, avoid intentionally targeting the CEW or sensitive areas of the body such as the face, eyes, head, throat, chest area (area of the heart), breast, groin, genitals, or known pre-existing injury areas.

## SAFETY INFORMATION: INJURY OR INFECTION

**WARNING: Eye Injury Hazard.** A TASER probe, electrode, or electrical discharge that contacts or comes close to an eye can result in serious injury, including permanent vision loss. DO NOT intentionally aim a CEW, including the LASER, at the eye of a person or animal without justification.

**WARNING: Probe or Electrode Injury, Puncture, Scarring, or Infection Hazard.** CEW use may cause a permanent mark, burn, scar, puncture, or other skin or tissue damage. Infection could result in death or serious injury. Scarring risk may be

<sup>1</sup> A Certified TASER Instructor is not an Axon agent, but maintains a current TASER instructor certification and

complies with Axon's most current training requirements, materials and license agreement. Representations inconsistent with this document made by any Certified TASER Instructor are expressly disclaimed.

Version 21  
**TASER® Conducted Energy Weapons (CEWs)**  
**Part 2: X26P Certification Test**  
 PRINT LEGIBLY AND CLEARLY PLEASE!

Name: Clay Blair New Certification  / Recertification

Agency: Mansfield Police Department

Training Date: 11-26-19 Location: 30 N Diamond Street

1. The X26P power source is called a Performance Power Magazine or PPM. There are several versions of the PPM available.
  - a. True
  - b. False
2. The Automatic-Shutdown Performance Power Magazine (APPM) automatically stops the TASER cycle after 5 seconds even if the trigger is held down.
  - a. True
  - b. False
3. When the X26P CID displays a Critical Fault icon, the X26P must be removed from service immediately and returned to TASER for repair.
  - a. True
  - b. False
4. If the trigger on an X26P is held down beyond 5 seconds:
  - a. The electrical discharge will continue until the trigger is released
  - b. The electrical discharge will stop after 5 seconds regardless if the trigger is held down or not.
  - c. The electrical discharge will continue until the trigger is released and the safety switch is moved to the down (SAFE) position.
  - d. None of the above
5. If the safety switch of the X26P is put in the down (SAFE) position during the discharge cycle:
  - a. The cycle will continue indefinitely
  - b. The cycle will stop immediately
  - c. None of the above
  - d. All of the above
6. When conducting a daily spark/functionality test, in addition to visually inspecting the arc you should:
  - a. Check the CID for any fault icons
  - b. Remove and reinsert the PPM
  - c. None of the above
  - d. All of the above
7. The program required to download the firing records from the X26P is called:
  - a. SkyNet



- c. The X26P download software EVIDENCE Sync
- d. iTunes

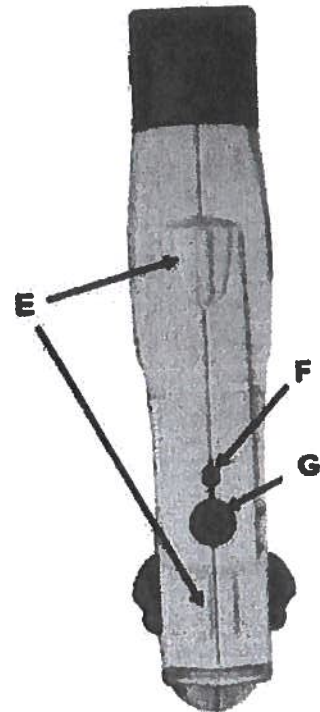
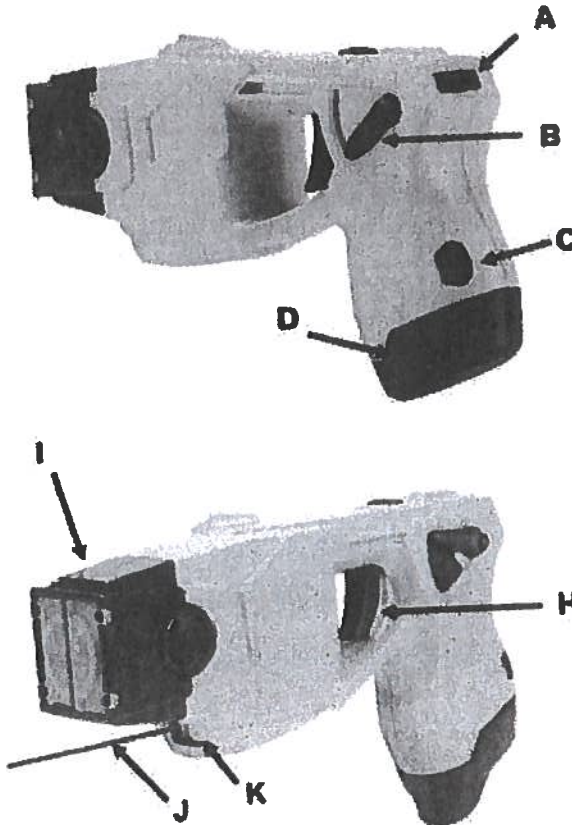
- 8. The X26P uses TASER cartridges.
  - a. True
  - b. False

- 9. If an X26P has a PPM, TPPM, or TASER Cam (without auto-shutdown) for a power source, and the trigger is held down beyond the 5-second cycle, the X26P will continue to cycle until the trigger is released or the batteries drain.

- a. True
- b. False

- 10. Performance Power Magazine D
- 11. Central Information Display A
- 12. LED Flashlight K
- 13. Trigger H
- 14. Safety Switch B
- 15. Fixed Sights E

- 16. PPM Release Button C
- 17. Selector Switch G
- 18. Cartridge I
- 19. LASER (pointing to beam) H
- 20. Power Accessory Interface J



Version 21

**TASER® Conducted Energy Weapons (CEWs)  
Part 1: User Certification Test**

PRINT LEGIBLY AND CLEARLY PLEASE!

Name: Clay Blair New Certification  / Recertification

Agency: Mansfield Police Department

Training Date: 11-26-19 Location: 30 N Diamond Street

1. The Nervous System consists of the following:
  - a) Central Nervous System - Command Center (brain and spinal cord)
  - b) Motor Nervous System - Carries commands from the brain to muscles (NMI systems affect BOTH the Sensory and Motor Nerves)
  - c) Sensory Nervous System - Brings information into the brain (affected by stun systems)
  - d) All of the above
  
2. In considering the use of a CEW:
  - a) Do not use for verbal defiance
  - b) Do not use for belligerence
  - c) Do not use for punishment
  - d) Do not use for horse play
  - e) All of the above
  
3. The preferred target areas for CEW exposure are:
  - a) Lower center mass (below chest or area of the heart) and legs for front exposure
  - b) Below the neck area for back exposures
  - c) Anywhere on the person's body
  - d) a and b
  - e) a and b (with the back being the most preferred area)
  
4. As with any use of force, the longer the CEW exposure the greater the risk of potential cumulative physiologic, metabolic, and other effects.
  - a) True
  - b) False
  
5. The officer should avoid intentionally targeting the CEW on sensitive areas of the body such as the head, throat, breast, chest (area of the heart), genitals, or known pre-existing injury areas without legal justification.
  - a) True
  - b) False
  
6. Probe deployments are more desirable/effective than drive stuns (other than 3-point deployments).
  - a) True
  - b) False
  
7. The further a CEW exposure is away from the heart and the fewer CEW cycles applied the greater the safety margin for the CEW affecting the heart.
  - a) True
  - b) False



8. Controlling/Cuffing under power during the "window of opportunity" can reduce the need for repeated or extended CEW exposures.
- a) True
  - b) False
9. TASER CEWs are serious weapons and are to be treated as such at all times.
- a) True
  - b) False
10. When deploying probes to the front of a person's body, the CEW should generally be aimed:
- a) At the face
  - b) At the chest or area of the heart
  - c) At the waist area to split the bellline
  - d) At the throat
  - e) At the head
11. The risk of a CEW causing or contributing to a person's cardiac arrest is:
- a) Zero
  - b) Very high
  - c) High
  - d) Higher than the risk of death or serious injury from a firearm
  - e) Very low
12. An officer's use of force must be objectively reasonable under the totality of circumstances as reasonably perceived by the officer at the moment the force is used.
- a) True
  - b) False
13. When reasonable, Smart Use Considerations include:
- a) Use the minimum force necessary to accomplish lawful objectives
  - b) Use force only on those "actively resisting" or higher
  - c) Give a verbal warning before the use of force
  - d) Give subjects a reasonable opportunity to comply before force is used or repeated
  - e) Immediately cease any force once a subject is under control
  - f) All of the above
14. Experts have identified the following key factors related to CEW cardiac risks:
- a) Dart-to-heart distances
  - b) Amount of delivered electrical charge
  - c) Dart anywhere on a person's body
  - d) A and B
15. The term currently used by TASER Training to describe the incapacitating effects of a CEW is:
- a) Electro-muscular disruption (EMD)
  - b) Neuro-muscular incapacitation (NMI)
  - c) Neuro-muscular disruption (NMD)
  - d) Electro-muscular incapacitation (EMI)

16. When using the CEW in Drive-Stun Mode:
- a) Follow agency policy
  - b) Use care when applying the drive stun to the neck or groin
  - c) Stay away from the trachea, the back of the neck, and the genitals
  - d) All of the above
17. During CEW voluntary exposures which of the following are required safety rules?
- a) Always use two spotters when volunteer is standing
  - b) Spotters must hold volunteers closely under the armpit to stabilize the shoulder and upper arm
  - c) The volunteer should be safely supported and carefully lowered to the ground
  - d) All of the above
18. The handheld electronic weapons manufactured by Axon (formerly TASER) are referred to as:
- a) Electronic Control Weapons
  - b) Shock devices
  - c) Conducted Energy Weapons
  - d) Conducted Energy Devices
19. A single CEW trigger pull and release discharges an electrical charge for a:
- a) 10 second cycle
  - b) 5 second cycle
  - c) 4 second cycle
  - d) The cycle always stops as soon as the trigger is released
20. A pre-shift 5-second CEW spark/functionality test is recommended to:
- a) Ensure the CEW is sparking and functioning properly
  - b) Create muscle memory
  - c) Practice drawing and holstering the CEW
  - d) Teach proper CEW safety
21. TASER Training does not set use-of-force policies, general orders, or procedures
- a) True
  - b) False
22. Activated CEWs can ignite:
- a) Gasoline and gasoline vapors
  - b) Butane
  - c) Some personal defense sprays
  - d) Some hair sprays or gels
  - e) All of the above
23. A CEW application on a person can cause physiologic or metabolic effects, including, but not limited to, changes in:
- a) Blood Chemistry
  - b) Heart rate, and rhythm
  - c) Blood pressure
  - d) Respiration
  - e) Adrenaline and Stress hormones
  - f) All of the above

24. Some examples of persons who are at an elevated risk of secondary effects from a CEW exposure include:
- a) Running persons
  - b) Persons in elevated positions
  - c) Persons in a flammable environment
  - d) All of the above
25. When considering the use of force, when reasonable:
- a) Give subjects a reasonable opportunity to comply before force is used or repeated
  - b) Use pain compliance even if pain is reasonably foreseeably ineffective
  - c) Immediately cease any force once a subject is under control
  - d) Continue to use force once a subject has surrendered or is captured, handcuffed, and controlled
  - e) A & C
26. An officer should avoid repeated or continuous CEW exposures unless necessary to counter immediate threat
- a) True
  - b) False
27. Post CEW use, as with all force options, officers should monitor the subject and initiate EMS/CPR protocol if subject becomes unresponsive.
- a) True
  - b) False
28. TASER does **NOT** require a CEW exposure for instructor or user certification.
- a) True
  - b) False
29. Axon Evidence (Evidence.com) is a program offered by Axon that allows agencies:
- a) Access CEW firing records
  - b) Cloud storage solution
  - c) Assign CEWs to individual users
  - d) All of the above
30. Use the shortest duration of CEW exposure objectively reasonable to accomplish lawful objectives, and reassess the subject's behavior before repeating or continuing the exposure.
- a) True
  - b) False