

ANNUAL  
REPORT

OFFICE OF THE ATTORNEY GENERAL

**2023** STATISTICS ON  
CONCEALED-HANDGUN  
LICENSES IN OHIO



**DAVE YOST**  
OHIO ATTORNEY GENERAL



# DAVE YOST

OHIO ATTORNEY GENERAL

The Honorable Mike DeWine  
Governor of Ohio  
Riffe Center  
77 S. High St., 30<sup>th</sup> Floor  
Columbus, Ohio 43215

The Honorable Jason Stephens  
Speaker, Ohio House of  
Representatives  
Riffe Center  
77 S. High St., 14<sup>th</sup> Floor  
Columbus, Ohio 43215

The Honorable Matt Huffman  
President, Ohio Senate  
Statehouse  
1 Capitol Square, 2<sup>nd</sup> Floor  
Columbus, Ohio 43215

Dear Colleagues,

In June 2022, Ohio became the 23rd state to allow its citizens to carry a concealed handgun without a permit – a right often referred to as constitutional carry. The change did not, however, eliminate the state’s permitting system, which continues to benefit gun owners who choose this option.

Specifically, permit-seekers benefit from eight hours of required education that covers handgun safety and includes two hours on a shooting range under the guidance of certified instructors. Additionally, permit-holders can carry their firearms when traveling in states that honor Ohio’s concealed-carry license.

Since the revised law took effect, the number of concealed-carry licenses issued by Ohio’s 88 county sheriffs has predictably decreased. In 2023, the first full year of constitutional carry, 15,581 new licenses were issued, compared to 94,298 issued in 2021, the last full year that permits were required.

The report that follows, required under Ohio Revised Code Section 109.731(C), provides additional details on concealed-carry licenses and applications for each county in Ohio. The report is based on 2023 data supplied by the Ohio Peace Officer Training Commission, a division of my office. If you have questions, please contact my office or visit [www.OhioAttorneyGeneral.gov/ConcealedCarry](http://www.OhioAttorneyGeneral.gov/ConcealedCarry).

Mayors of several large Ohio cities were concerned that constitutional carry would fuel crime in their communities. In response, the Center for Justice Research, a partnership between my office and Bowling Green State University, conducted a study. Researchers examined gun crime in Ohio’s eight largest cities from one year before constitutional carry was enacted until one year after enactment. The study found an overall decline in gun crime in six cities, with rates falling the most in Parma (22%), and Akron, Columbus and Toledo (18% each). Gun crime rates increased in Dayton (6%) and Cincinnati (5%). The report is available at [www.OhioAttorneyGeneral.gov/2023-Pre-and-Post-Outcomes-Ohios-Permitless-Carry-Law](http://www.OhioAttorneyGeneral.gov/2023-Pre-and-Post-Outcomes-Ohios-Permitless-Carry-Law).

The takeaway is that while urban crime remains a serious issue, we should focus our attention on violent criminals rather than Ohioans who responsibly exercise their Second Amendment rights.

Yours,

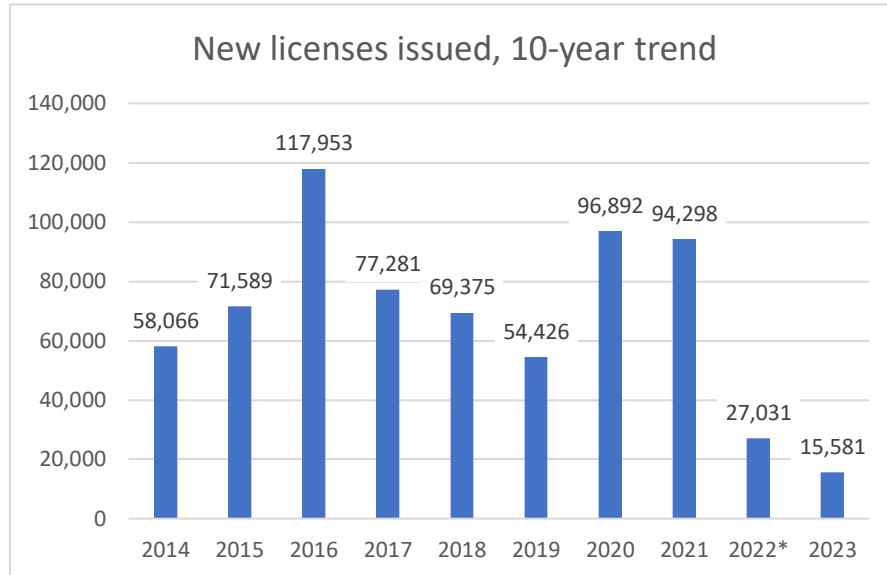
A handwritten signature in blue ink that reads "Dave Yost".

Dave Yost  
Ohio Attorney General

# Statewide statistics

## New licenses issued

In 2023, Ohio’s sheriffs issued 42% fewer new concealed-carry licenses than they did the previous year.



**Counties that issued the most new licenses:**

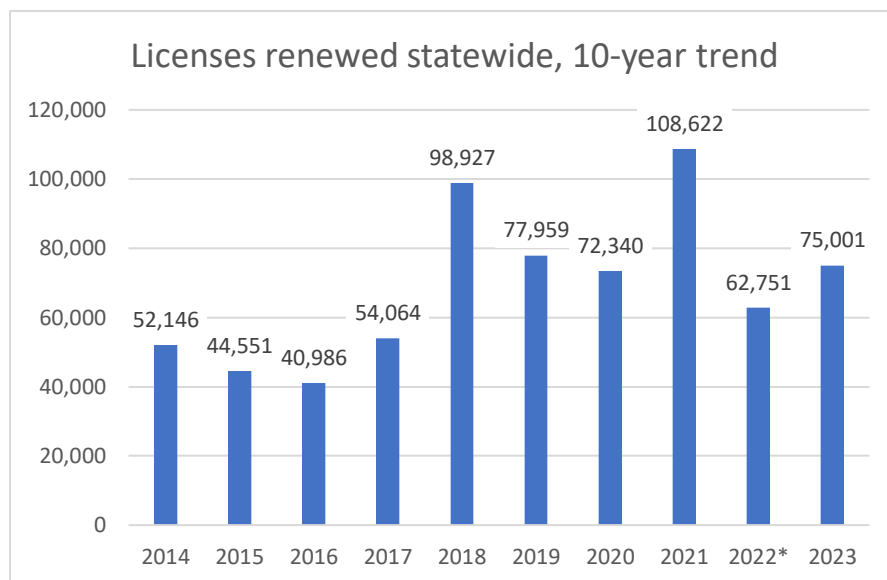
1. Franklin ..... 1,238
2. Lake ..... 1,047
3. Tuscarawas.....980
4. Hamilton .....722
5. Cuyahoga .....560

\* The asterisk in the charts on the following pages denotes the start of Ohio’s permitless carry law, on June 13, 2022.

Residents of Ohio can apply for a concealed-carry license in their home county or a county sharing a border with their home county, according to ORC 2923.125(A).

## Licenses renewed

The number of licenses renewed in 2023 increased nearly 20% over 2022.



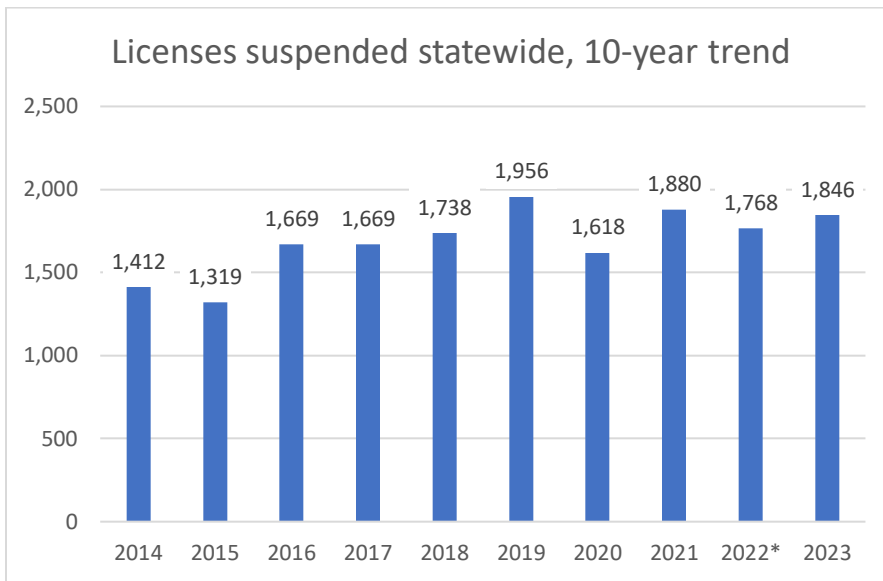
**Counties that renewed the most licenses:**

1. Franklin ..... 4,320
2. Lake ..... 3,481
3. Clermont ..... 3,046
4. Butler ..... 2,661
5. Montgomery ..... 2,407

Permit holders seeking to keep active licenses must renew every five years.

## Licenses suspended

The number of licenses suspended in 2023 increased 4% over 2022.



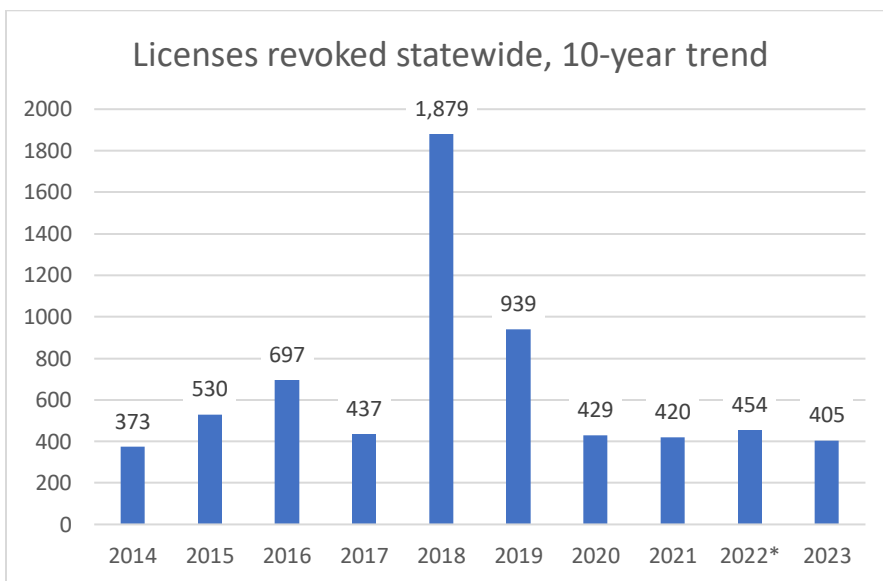
### Counties that suspended the most licenses:

1. Lake..... 176
2. Franklin ..... 163
3. Montgomery..... 107
4. Clermont .....98
5. Greene .....79

Under Ohio Revised Code Section 2923.128, sheriffs must suspend a concealed-handgun license upon learning that the holder has been arrested or charged with certain offenses, or if the licensee is the subject of a protection order. If the holder is found not guilty or charges are dismissed, the license may be returned. Sheriffs are not required to report a reason for a license suspension.

## Licenses revoked

The number of licenses revoked in 2023 fell 11% from 2022.



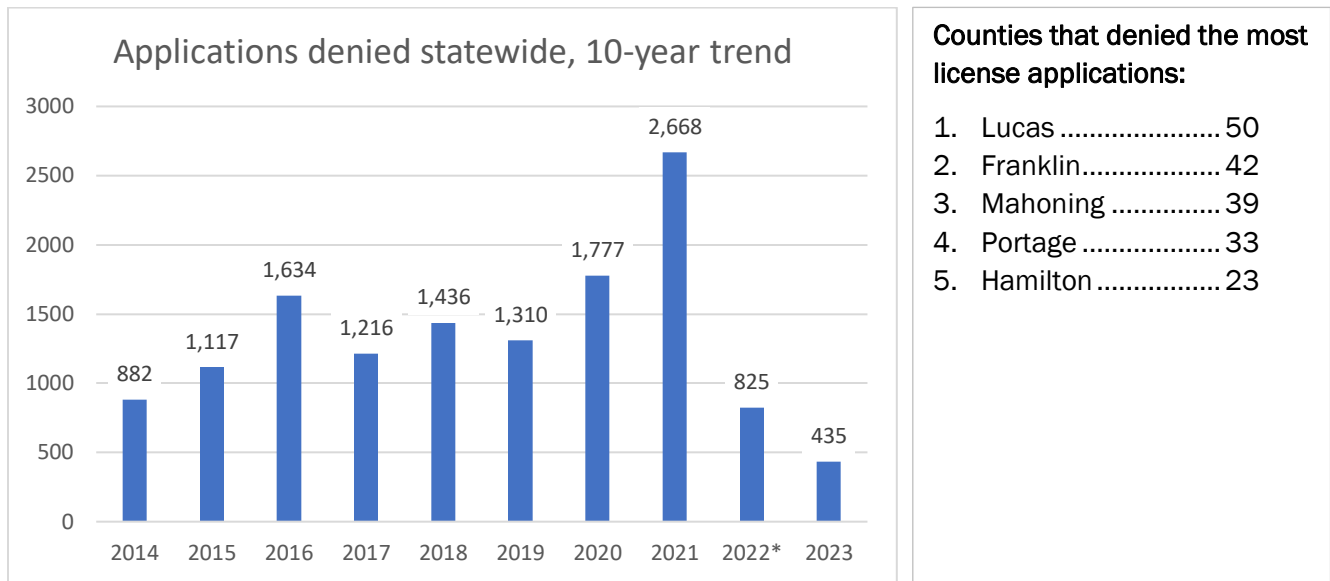
### Counties that revoked the most licenses:

1. Franklin .....93
2. Clermont .....64
3. Lake.....43
4. Montgomery.....32
5. Hamilton.....31

Under ORC 2923.128, sheriffs must permanently revoke the license of any person who no longer meets the eligibility requirements to carry a concealed handgun. A license may be revoked when the holder moves out of state, dies, cancels the license, is convicted of a disqualifying crime, or becomes subject to the law's restrictions on mental illness or drug or alcohol dependence. Sheriffs are not required to report the reason for a revocation.

## License applications denied

The number of regular-license denials decreased 47% from 2022.



### Counties that denied the most license applications:

1. Lucas ..... 50
2. Franklin..... 42
3. Mahoning ..... 39
4. Portage ..... 33
5. Hamilton ..... 23

The law requires sheriffs to deny an application to any person who fails to meet the eligibility criteria specified in ORC 2923.125 for regular licenses or ORC 2923.1213 for temporary emergency licenses.

## Reciprocity agreements

Ohio law gives the attorney general the right to negotiate concealed-carry reciprocity agreements with other states. Under such agreements, Ohio and other states agree to respect each other's concealed-carry laws and recognize each other's permit holders.

Effective March 23, 2015, Ohio recognizes the concealed-handgun license of any non-resident who has a valid concealed-handgun license from any other state, regardless of whether Ohio has entered into a reciprocity agreement with that state. Because of Ohio's recognition of those licenses, the attorney general has confirmed automatic reciprocity for Ohio license holders with several additional states.

Ohio permit holders have reciprocity with 39 states, either by reciprocity agreement or by automatic reciprocity. The 11 states that DO NOT have reciprocity with Ohio are:

- California
- Connecticut
- Hawaii
- Illinois
- Maryland
- Massachusetts
- Minnesota
- New Jersey
- New York
- Oregon
- Rhode Island

For more information, visit [www.OhioAttorneyGeneral.gov/ConcealedCarry](http://www.OhioAttorneyGeneral.gov/ConcealedCarry).

## 2023 Concealed-Carry Licensure Statistics Report Breakdown by County

<b>Adams</b>	<b>Regular Licenses</b>	<b>Temporary Emergency Licenses</b>
Number of Licenses Issued	21	0
Number of Licenses Renewed	319	N/A
Number of Licenses Suspended	4	0
Number of Licenses Revoked	1	0
Number of Licenses Denied	0	0
Number of License Processes Suspended	0	N/A

<b>Allen</b>	<b>Regular Licenses</b>	<b>Temporary Emergency Licenses</b>
Number of Licenses Issued	143	0
Number of Licenses Renewed	780	N/A
Number of Licenses Suspended	10	0
Number of Licenses Revoked	1	0
Number of Licenses Denied	0	0
Number of License Processes Suspended	0	N/A

<b>Ashland</b>	<b>Regular Licenses</b>	<b>Temporary Emergency Licenses</b>
Number of Licenses Issued	155	0
Number of Licenses Renewed	1,086	N/A
Number of Licenses Suspended	24	0
Number of Licenses Revoked	10	0
Number of Licenses Denied	6	0
Number of License Processes Suspended	0	N/A

<b>Ashtabula</b>	<b>Regular Licenses</b>	<b>Temporary Emergency Licenses</b>
Number of Licenses Issued	94	0
Number of Licenses Renewed	559	N/A
Number of Licenses Suspended	18	0
Number of Licenses Revoked	0	0
Number of Licenses Denied	3	0
Number of License Processes Suspended	0	N/A

<b>Athens</b>	<b>Regular Licenses</b>	<b>Temporary Emergency Licenses</b>
Number of Licenses Issued	40	0
Number of Licenses Renewed	357	N/A
Number of Licenses Suspended	5	0
Number of Licenses Revoked	0	0
Number of Licenses Denied	0	0
Number of License Processes Suspended	0	N/A

## 2023 Concealed-Carry Licensure Statistics Report Breakdown by County

<b>Auglaize</b>	<b>Regular Licenses</b>	<b>Temporary Emergency Licenses</b>
Number of Licenses Issued	65	0
Number of Licenses Renewed	479	N/A
Number of Licenses Suspended	14	0
Number of Licenses Revoked	0	0
Number of Licenses Denied	0	0
Number of License Processes Suspended	0	N/A

<b>Belmont</b>	<b>Regular Licenses</b>	<b>Temporary Emergency Licenses</b>
Number of Licenses Issued	133	0
Number of Licenses Renewed	483	N/A
Number of Licenses Suspended	4	0
Number of Licenses Revoked	5	0
Number of Licenses Denied	7	0
Number of License Processes Suspended	0	N/A

<b>Brown</b>	<b>Regular Licenses</b>	<b>Temporary Emergency Licenses</b>
Number of Licenses Issued	39	0
Number of Licenses Renewed	425	N/A
Number of Licenses Suspended	5	0
Number of Licenses Revoked	1	0
Number of Licenses Denied	0	0
Number of License Processes Suspended	0	N/A

<b>Butler</b>	<b>Regular Licenses</b>	<b>Temporary Emergency Licenses</b>
Number of Licenses Issued	510	0
Number of Licenses Renewed	2,661	N/A
Number of Licenses Suspended	40	0
Number of Licenses Revoked	2	0
Number of Licenses Denied	18	0
Number of License Processes Suspended	0	N/A

<b>Carroll</b>	<b>Regular Licenses</b>	<b>Temporary Emergency Licenses</b>
Number of Licenses Issued	40	0
Number of Licenses Renewed	300	N/A
Number of Licenses Suspended	4	0
Number of Licenses Revoked	1	0
Number of Licenses Denied	0	0
Number of License Processes Suspended	0	N/A

## 2023 Concealed-Carry Licensure Statistics Report

### Breakdown by County

<b>Champaign</b>	<b>Regular Licenses</b>	<b>Temporary Emergency Licenses</b>
Number of Licenses Issued	40	0
Number of Licenses Renewed	413	N/A
Number of Licenses Suspended	9	0
Number of Licenses Revoked	4	0
Number of Licenses Denied	1	0
Number of License Processes Suspended	0	N/A

<b>Clark</b>	<b>Regular Licenses</b>	<b>Temporary Emergency Licenses</b>
Number of Licenses Issued	74	0
Number of Licenses Renewed	668	N/A
Number of Licenses Suspended	20	0
Number of Licenses Revoked	0	0
Number of Licenses Denied	2	0
Number of License Processes Suspended	0	N/A

<b>Clermont</b>	<b>Regular Licenses</b>	<b>Temporary Emergency Licenses</b>
Number of Licenses Issued	415	0
Number of Licenses Renewed	3,046	N/A
Number of Licenses Suspended	98	0
Number of Licenses Revoked	64	0
Number of Licenses Denied	13	0
Number of License Processes Suspended	21	N/A

<b>Clinton</b>	<b>Regular Licenses</b>	<b>Temporary Emergency Licenses</b>
Number of Licenses Issued	55	0
Number of Licenses Renewed	563	N/A
Number of Licenses Suspended	4	0
Number of Licenses Revoked	0	0
Number of Licenses Denied	2	0
Number of License Processes Suspended	0	N/A

<b>Columbiana</b>	<b>Regular Licenses</b>	<b>Temporary Emergency Licenses</b>
Number of Licenses Issued	234	0
Number of Licenses Renewed	1,017	N/A
Number of Licenses Suspended	9	0
Number of Licenses Revoked	3	0
Number of Licenses Denied	1	0
Number of License Processes Suspended	9	N/A



## 2023 Concealed-Carry Licensure Statistics Report

### Breakdown by County

<b>Coshocton</b>	<b>Regular Licenses</b>	<b>Temporary Emergency Licenses</b>
Number of Licenses Issued	32	0
Number of Licenses Renewed	265	N/A
Number of Licenses Suspended	1	0
Number of Licenses Revoked	0	0
Number of Licenses Denied	0	0
Number of License Processes Suspended	0	N/A

<b>Crawford</b>	<b>Regular Licenses</b>	<b>Temporary Emergency Licenses</b>
Number of Licenses Issued	14	0
Number of Licenses Renewed	314	N/A
Number of Licenses Suspended	8	0
Number of Licenses Revoked	0	0
Number of Licenses Denied	0	0
Number of License Processes Suspended	0	N/A

<b>Cuyahoga</b>	<b>Regular Licenses</b>	<b>Temporary Emergency Licenses</b>
Number of Licenses Issued	560	0
Number of Licenses Renewed	986	N/A
Number of Licenses Suspended	38	0
Number of Licenses Revoked	8	0
Number of Licenses Denied	18	0
Number of License Processes Suspended	16	N/A

<b>Darke</b>	<b>Regular Licenses</b>	<b>Temporary Emergency Licenses</b>
Number of Licenses Issued	107	0
Number of Licenses Renewed	575	N/A
Number of Licenses Suspended	5	0
Number of Licenses Revoked	3	0
Number of Licenses Denied	0	0
Number of License Processes Suspended	0	N/A

<b>Defiance</b>	<b>Regular Licenses</b>	<b>Temporary Emergency Licenses</b>
Number of Licenses Issued	46	0
Number of Licenses Renewed	203	N/A
Number of Licenses Suspended	2	0
Number of Licenses Revoked	0	0
Number of Licenses Denied	0	0
Number of License Processes Suspended	0	N/A

## 2023 Concealed-Carry Licensure Statistics Report

### Breakdown by County

<b>Delaware</b>	<b>Regular Licenses</b>	<b>Temporary Emergency Licenses</b>
Number of Licenses Issued	307	0
Number of Licenses Renewed	1,119	N/A
Number of Licenses Suspended	23	0
Number of Licenses Revoked	0	0
Number of Licenses Denied	2	0
Number of License Processes Suspended	0	N/A

<b>Erie</b>	<b>Regular Licenses</b>	<b>Temporary Emergency Licenses</b>
Number of Licenses Issued	78	0
Number of Licenses Renewed	965	N/A
Number of Licenses Suspended	17	0
Number of Licenses Revoked	1	0
Number of Licenses Denied	0	0
Number of License Processes Suspended	0	N/A

<b>Fairfield</b>	<b>Regular Licenses</b>	<b>Temporary Emergency Licenses</b>
Number of Licenses Issued	119	0
Number of Licenses Renewed	1,152	N/A
Number of Licenses Suspended	8	0
Number of Licenses Revoked	6	0
Number of Licenses Denied	8	0
Number of License Processes Suspended	3	N/A

<b>Fayette</b>	<b>Regular Licenses</b>	<b>Temporary Emergency Licenses</b>
Number of Licenses Issued	79	0
Number of Licenses Renewed	158	N/A
Number of Licenses Suspended	2	0
Number of Licenses Revoked	0	0
Number of Licenses Denied	0	0
Number of License Processes Suspended	0	N/A

<b>Franklin</b>	<b>Regular Licenses</b>	<b>Temporary Emergency Licenses</b>
Number of Licenses Issued	1,238	0
Number of Licenses Renewed	4,320	N/A
Number of Licenses Suspended	163	0
Number of Licenses Revoked	93	0
Number of Licenses Denied	42	0
Number of License Processes Suspended	0	N/A

## 2023 Concealed-Carry Licensure Statistics Report Breakdown by County

<b>Fulton</b>	<b>Regular Licenses</b>	<b>Temporary Emergency Licenses</b>
Number of Licenses Issued	121	0
Number of Licenses Renewed	498	N/A
Number of Licenses Suspended	14	0
Number of Licenses Revoked	1	0
Number of Licenses Denied	2	0
Number of License Processes Suspended	0	N/A

<b>Gallia</b>	<b>Regular Licenses</b>	<b>Temporary Emergency Licenses</b>
Number of Licenses Issued	20	0
Number of Licenses Renewed	499	N/A
Number of Licenses Suspended	2	0
Number of Licenses Revoked	0	0
Number of Licenses Denied	0	0
Number of License Processes Suspended	0	N/A

<b>Geauga</b>	<b>Regular Licenses</b>	<b>Temporary Emergency Licenses</b>
Number of Licenses Issued	127	0
Number of Licenses Renewed	1,850	N/A
Number of Licenses Suspended	20	0
Number of Licenses Revoked	3	0
Number of Licenses Denied	4	0
Number of License Processes Suspended	1	N/A

<b>Greene</b>	<b>Regular Licenses</b>	<b>Temporary Emergency Licenses</b>
Number of Licenses Issued	365	0
Number of Licenses Renewed	1,415	N/A
Number of Licenses Suspended	79	0
Number of Licenses Revoked	5	0
Number of Licenses Denied	10	0
Number of License Processes Suspended	0	N/A

<b>Guernsey</b>	<b>Regular Licenses</b>	<b>Temporary Emergency Licenses</b>
Number of Licenses Issued	55	0
Number of Licenses Renewed	345	N/A
Number of Licenses Suspended	1	0
Number of Licenses Revoked	0	0
Number of Licenses Denied	4	0
Number of License Processes Suspended	0	N/A

## 2023 Concealed-Carry Licensure Statistics Report Breakdown by County

<b>Hamilton</b>	<b>Regular Licenses</b>	<b>Temporary Emergency Licenses</b>
Number of Licenses Issued	722	0
Number of Licenses Renewed	1,650	N/A
Number of Licenses Suspended	71	0
Number of Licenses Revoked	31	0
Number of Licenses Denied	23	0
Number of License Processes Suspended	0	N/A

<b>Hancock</b>	<b>Regular Licenses</b>	<b>Temporary Emergency Licenses</b>
Number of Licenses Issued	79	0
Number of Licenses Renewed	544	N/A
Number of Licenses Suspended	11	0
Number of Licenses Revoked	0	0
Number of Licenses Denied	0	0
Number of License Processes Suspended	0	N/A

<b>Hardin</b>	<b>Regular Licenses</b>	<b>Temporary Emergency Licenses</b>
Number of Licenses Issued	18	0
Number of Licenses Renewed	277	N/A
Number of Licenses Suspended	3	0
Number of Licenses Revoked	0	0
Number of Licenses Denied	0	0
Number of License Processes Suspended	0	N/A

<b>Harrison</b>	<b>Regular Licenses</b>	<b>Temporary Emergency Licenses</b>
Number of Licenses Issued	100	0
Number of Licenses Renewed	388	N/A
Number of Licenses Suspended	7	0
Number of Licenses Revoked	0	0
Number of Licenses Denied	6	0
Number of License Processes Suspended	0	N/A

<b>Henry</b>	<b>Regular Licenses</b>	<b>Temporary Emergency Licenses</b>
Number of Licenses Issued	53	0
Number of Licenses Renewed	218	N/A
Number of Licenses Suspended	14	0
Number of Licenses Revoked	0	0
Number of Licenses Denied	0	0
Number of License Processes Suspended	0	N/A

## 2023 Concealed-Carry Licensure Statistics Report

### Breakdown by County

<b>Highland</b>	<b>Regular Licenses</b>	<b>Temporary Emergency Licenses</b>
Number of Licenses Issued	62	0
Number of Licenses Renewed	954	N/A
Number of Licenses Suspended	20	0
Number of Licenses Revoked	6	0
Number of Licenses Denied	2	0
Number of License Processes Suspended	0	N/A

<b>Hocking</b>	<b>Regular Licenses</b>	<b>Temporary Emergency Licenses</b>
Number of Licenses Issued	76	0
Number of Licenses Renewed	524	N/A
Number of Licenses Suspended	15	0
Number of Licenses Revoked	1	0
Number of Licenses Denied	0	0
Number of License Processes Suspended	0	N/A

<b>Holmes</b>	<b>Regular Licenses</b>	<b>Temporary Emergency Licenses</b>
Number of Licenses Issued	300	0
Number of Licenses Renewed	409	N/A
Number of Licenses Suspended	5	0
Number of Licenses Revoked	0	0
Number of Licenses Denied	1	0
Number of License Processes Suspended	0	N/A

<b>Huron</b>	<b>Regular Licenses</b>	<b>Temporary Emergency Licenses</b>
Number of Licenses Issued	96	0
Number of Licenses Renewed	806	N/A
Number of Licenses Suspended	16	0
Number of Licenses Revoked	0	0
Number of Licenses Denied	5	0
Number of License Processes Suspended	1	N/A

<b>Jackson</b>	<b>Regular Licenses</b>	<b>Temporary Emergency Licenses</b>
Number of Licenses Issued	59	0
Number of Licenses Renewed	529	N/A
Number of Licenses Suspended	0	0
Number of Licenses Revoked	0	0
Number of Licenses Denied	1	0
Number of License Processes Suspended	0	N/A

## 2023 Concealed-Carry Licensure Statistics Report Breakdown by County

<b>Jefferson</b>	<b>Regular Licenses</b>	<b>Temporary Emergency Licenses</b>
Number of Licenses Issued	87	0
Number of Licenses Renewed	569	N/A
Number of Licenses Suspended	9	0
Number of Licenses Revoked	0	0
Number of Licenses Denied	3	0
Number of License Processes Suspended	0	N/A

<b>Knox</b>	<b>Regular Licenses</b>	<b>Temporary Emergency Licenses</b>
Number of Licenses Issued	66	0
Number of Licenses Renewed	720	N/A
Number of Licenses Suspended	4	0
Number of Licenses Revoked	0	0
Number of Licenses Denied	1	0
Number of License Processes Suspended	0	N/A

<b>Lake</b>	<b>Regular Licenses</b>	<b>Temporary Emergency Licenses</b>
Number of Licenses Issued	1,047	0
Number of Licenses Renewed	3,481	N/A
Number of Licenses Suspended	176	0
Number of Licenses Revoked	43	0
Number of Licenses Denied	12	0
Number of License Processes Suspended	0	N/A

<b>Lawrence</b>	<b>Regular Licenses</b>	<b>Temporary Emergency Licenses</b>
Number of Licenses Issued	95	0
Number of Licenses Renewed	750	N/A
Number of Licenses Suspended	4	0
Number of Licenses Revoked	0	0
Number of Licenses Denied	3	0
Number of License Processes Suspended	0	N/A

<b>Licking</b>	<b>Regular Licenses</b>	<b>Temporary Emergency Licenses</b>
Number of Licenses Issued	61	0
Number of Licenses Renewed	785	N/A
Number of Licenses Suspended	9	0
Number of Licenses Revoked	1	0
Number of Licenses Denied	1	0
Number of License Processes Suspended	0	N/A

## 2023 Concealed-Carry Licensure Statistics Report

### Breakdown by County

<b>Logan</b>	<b>Regular Licenses</b>	<b>Temporary Emergency Licenses</b>
Number of Licenses Issued	58	0
Number of Licenses Renewed	387	N/A
Number of Licenses Suspended	3	0
Number of Licenses Revoked	0	0
Number of Licenses Denied	2	0
Number of License Processes Suspended	1	N/A

<b>Lorain</b>	<b>Regular Licenses</b>	<b>Temporary Emergency Licenses</b>
Number of Licenses Issued	333	0
Number of Licenses Renewed	1,395	N/A
Number of Licenses Suspended	35	0
Number of Licenses Revoked	2	0
Number of Licenses Denied	3	0
Number of License Processes Suspended	5	N/A

<b>Lucas</b>	<b>Regular Licenses</b>	<b>Temporary Emergency Licenses</b>
Number of Licenses Issued	456	0
Number of Licenses Renewed	1,269	N/A
Number of Licenses Suspended	53	0
Number of Licenses Revoked	1	0
Number of Licenses Denied	50	0
Number of License Processes Suspended	0	N/A

<b>Madison</b>	<b>Regular Licenses</b>	<b>Temporary Emergency Licenses</b>
Number of Licenses Issued	186	0
Number of Licenses Renewed	1,383	N/A
Number of Licenses Suspended	40	0
Number of Licenses Revoked	5	0
Number of Licenses Denied	1	0
Number of License Processes Suspended	4	N/A

<b>Mahoning</b>	<b>Regular Licenses</b>	<b>Temporary Emergency Licenses</b>
Number of Licenses Issued	359	0
Number of Licenses Renewed	1,450	N/A
Number of Licenses Suspended	74	0
Number of Licenses Revoked	22	0
Number of Licenses Denied	39	0
Number of License Processes Suspended	0	N/A

## 2023 Concealed-Carry Licensure Statistics Report

### Breakdown by County

<b>Marion</b>	<b>Regular Licenses</b>	<b>Temporary Emergency Licenses</b>
Number of Licenses Issued	94	0
Number of Licenses Renewed	684	N/A
Number of Licenses Suspended	13	0
Number of Licenses Revoked	0	0
Number of Licenses Denied	4	0
Number of License Processes Suspended	0	N/A

<b>Medina</b>	<b>Regular Licenses</b>	<b>Temporary Emergency Licenses</b>
Number of Licenses Issued	172	0
Number of Licenses Renewed	1,254	N/A
Number of Licenses Suspended	20	0
Number of Licenses Revoked	2	0
Number of Licenses Denied	2	0
Number of License Processes Suspended	0	N/A

<b>Meigs</b>	<b>Regular Licenses</b>	<b>Temporary Emergency Licenses</b>
Number of Licenses Issued	10	0
Number of Licenses Renewed	207	N/A
Number of Licenses Suspended	0	0
Number of Licenses Revoked	0	0
Number of Licenses Denied	0	0
Number of License Processes Suspended	0	N/A

<b>Mercer</b>	<b>Regular Licenses</b>	<b>Temporary Emergency Licenses</b>
Number of Licenses Issued	69	0
Number of Licenses Renewed	511	N/A
Number of Licenses Suspended	8	0
Number of Licenses Revoked	1	0
Number of Licenses Denied	0	0
Number of License Processes Suspended	0	N/A

<b>Miami</b>	<b>Regular Licenses</b>	<b>Temporary Emergency Licenses</b>
Number of Licenses Issued	164	0
Number of Licenses Renewed	888	N/A
Number of Licenses Suspended	15	0
Number of Licenses Revoked	9	0
Number of Licenses Denied	1	0
Number of License Processes Suspended	0	N/A



## 2023 Concealed-Carry Licensure Statistics Report

### Breakdown by County

<b>Monroe</b>	<b>Regular Licenses</b>	<b>Temporary Emergency Licenses</b>
Number of Licenses Issued	39	0
Number of Licenses Renewed	270	N/A
Number of Licenses Suspended	0	0
Number of Licenses Revoked	0	0
Number of Licenses Denied	0	0
Number of License Processes Suspended	0	N/A

<b>Montgomery</b>	<b>Regular Licenses</b>	<b>Temporary Emergency Licenses</b>
Number of Licenses Issued	513	0
Number of Licenses Renewed	2,407	N/A
Number of Licenses Suspended	107	0
Number of Licenses Revoked	32	0
Number of Licenses Denied	7	0
Number of License Processes Suspended	0	N/A

<b>Morgan</b>	<b>Regular Licenses</b>	<b>Temporary Emergency Licenses</b>
Number of Licenses Issued	22	0
Number of Licenses Renewed	252	N/A
Number of Licenses Suspended	2	0
Number of Licenses Revoked	0	0
Number of Licenses Denied	1	0
Number of License Processes Suspended	2	N/A

<b>Morrow</b>	<b>Regular Licenses</b>	<b>Temporary Emergency Licenses</b>
Number of Licenses Issued	50	0
Number of Licenses Renewed	618	N/A
Number of Licenses Suspended	4	0
Number of Licenses Revoked	1	0
Number of Licenses Denied	1	0
Number of License Processes Suspended	0	N/A

<b>Muskingum</b>	<b>Regular Licenses</b>	<b>Temporary Emergency Licenses</b>
Number of Licenses Issued	126	0
Number of Licenses Renewed	920	N/A
Number of Licenses Suspended	18	0
Number of Licenses Revoked	0	0
Number of Licenses Denied	4	0
Number of License Processes Suspended	2	N/A

## 2023 Concealed-Carry Licensure Statistics Report

### Breakdown by County

<b>Noble</b>	<b>Regular Licenses</b>	<b>Temporary Emergency Licenses</b>
Number of Licenses Issued	26	0
Number of Licenses Renewed	185	N/A
Number of Licenses Suspended	0	0
Number of Licenses Revoked	0	0
Number of Licenses Denied	0	0
Number of License Processes Suspended	0	N/A

<b>Ottawa</b>	<b>Regular Licenses</b>	<b>Temporary Emergency Licenses</b>
Number of Licenses Issued	101	0
Number of Licenses Renewed	643	N/A
Number of Licenses Suspended	36	0
Number of Licenses Revoked	0	0
Number of Licenses Denied	2	0
Number of License Processes Suspended	36	N/A

<b>Paulding</b>	<b>Regular Licenses</b>	<b>Temporary Emergency Licenses</b>
Number of Licenses Issued	35	0
Number of Licenses Renewed	154	N/A
Number of Licenses Suspended	2	0
Number of Licenses Revoked	0	0
Number of Licenses Denied	0	0
Number of License Processes Suspended	0	N/A

<b>Perry</b>	<b>Regular Licenses</b>	<b>Temporary Emergency Licenses</b>
Number of Licenses Issued	24	0
Number of Licenses Renewed	257	N/A
Number of Licenses Suspended	8	0
Number of Licenses Revoked	0	0
Number of Licenses Denied	4	0
Number of License Processes Suspended	0	N/A

<b>Pickaway</b>	<b>Regular Licenses</b>	<b>Temporary Emergency Licenses</b>
Number of Licenses Issued	87	0
Number of Licenses Renewed	370	N/A
Number of Licenses Suspended	9	0
Number of Licenses Revoked	1	0
Number of Licenses Denied	5	0
Number of License Processes Suspended	0	N/A

## 2023 Concealed-Carry Licensure Statistics Report

### Breakdown by County

<b>Pike</b>	<b>Regular Licenses</b>	<b>Temporary Emergency Licenses</b>
Number of Licenses Issued	20	0
Number of Licenses Renewed	234	N/A
Number of Licenses Suspended	5	0
Number of Licenses Revoked	0	0
Number of Licenses Denied	0	0
Number of License Processes Suspended	0	N/A

<b>Portage</b>	<b>Regular Licenses</b>	<b>Temporary Emergency Licenses</b>
Number of Licenses Issued	428	0
Number of Licenses Renewed	1,752	N/A
Number of Licenses Suspended	63	0
Number of Licenses Revoked	1	0
Number of Licenses Denied	33	0
Number of License Processes Suspended	0	N/A

<b>Preble</b>	<b>Regular Licenses</b>	<b>Temporary Emergency Licenses</b>
Number of Licenses Issued	68	0
Number of Licenses Renewed	680	N/A
Number of Licenses Suspended	5	0
Number of Licenses Revoked	0	0
Number of Licenses Denied	0	0
Number of License Processes Suspended	0	N/A

<b>Putnam</b>	<b>Regular Licenses</b>	<b>Temporary Emergency Licenses</b>
Number of Licenses Issued	36	0
Number of Licenses Renewed	218	N/A
Number of Licenses Suspended	6	0
Number of Licenses Revoked	0	0
Number of Licenses Denied	0	0
Number of License Processes Suspended	0	N/A

<b>Richland</b>	<b>Regular Licenses</b>	<b>Temporary Emergency Licenses</b>
Number of Licenses Issued	120	0
Number of Licenses Renewed	662	N/A
Number of Licenses Suspended	15	0
Number of Licenses Revoked	3	0
Number of Licenses Denied	6	0
Number of License Processes Suspended	7	N/A

## 2023 Concealed-Carry Licensure Statistics Report

### Breakdown by County

<b>Ross</b>	<b>Regular Licenses</b>	<b>Temporary Emergency Licenses</b>
Number of Licenses Issued	44	0
Number of Licenses Renewed	415	N/A
Number of Licenses Suspended	2	0
Number of Licenses Revoked	0	0
Number of Licenses Denied	1	0
Number of License Processes Suspended	0	N/A

<b>Sandusky</b>	<b>Regular Licenses</b>	<b>Temporary Emergency Licenses</b>
Number of Licenses Issued	49	0
Number of Licenses Renewed	497	N/A
Number of Licenses Suspended	16	0
Number of Licenses Revoked	5	0
Number of Licenses Denied	2	0
Number of License Processes Suspended	0	N/A

<b>Scioto</b>	<b>Regular Licenses</b>	<b>Temporary Emergency Licenses</b>
Number of Licenses Issued	39	0
Number of Licenses Renewed	975	N/A
Number of Licenses Suspended	14	0
Number of Licenses Revoked	0	0
Number of Licenses Denied	2	0
Number of License Processes Suspended	0	N/A

<b>Seneca</b>	<b>Regular Licenses</b>	<b>Temporary Emergency Licenses</b>
Number of Licenses Issued	96	0
Number of Licenses Renewed	247	N/A
Number of Licenses Suspended	0	0
Number of Licenses Revoked	0	0
Number of Licenses Denied	0	0
Number of License Processes Suspended	0	N/A

<b>Shelby</b>	<b>Regular Licenses</b>	<b>Temporary Emergency Licenses</b>
Number of Licenses Issued	69	0
Number of Licenses Renewed	531	N/A
Number of Licenses Suspended	10	0
Number of Licenses Revoked	0	0
Number of Licenses Denied	0	0
Number of License Processes Suspended	0	N/A

## 2023 Concealed-Carry Licensure Statistics Report Breakdown by County

<b>Stark</b>	<b>Regular Licenses</b>	<b>Temporary Emergency Licenses</b>
Number of Licenses Issued	370	0
Number of Licenses Renewed	1,759	N/A
Number of Licenses Suspended	55	0
Number of Licenses Revoked	6	0
Number of Licenses Denied	22	0
Number of License Processes Suspended	0	N/A

<b>Summit</b>	<b>Regular Licenses</b>	<b>Temporary Emergency Licenses</b>
Number of Licenses Issued	499	0
Number of Licenses Renewed	1,776	N/A
Number of Licenses Suspended	23	0
Number of Licenses Revoked	2	0
Number of Licenses Denied	13	0
Number of License Processes Suspended	1	N/A

<b>Trumbull</b>	<b>Regular Licenses</b>	<b>Temporary Emergency Licenses</b>
Number of Licenses Issued	232	0
Number of Licenses Renewed	1,263	N/A
Number of Licenses Suspended	18	0
Number of Licenses Revoked	5	0
Number of Licenses Denied	17	0
Number of License Processes Suspended	0	N/A

<b>Tuscarawas</b>	<b>Regular Licenses</b>	<b>Temporary Emergency Licenses</b>
Number of Licenses Issued	980	0
Number of Licenses Renewed	1,016	N/A
Number of Licenses Suspended	19	0
Number of Licenses Revoked	0	0
Number of Licenses Denied	0	0
Number of License Processes Suspended	0	N/A

<b>Union</b>	<b>Regular Licenses</b>	<b>Temporary Emergency Licenses</b>
Number of Licenses Issued	132	0
Number of Licenses Renewed	483	N/A
Number of Licenses Suspended	8	0
Number of Licenses Revoked	0	0
Number of Licenses Denied	0	0
Number of License Processes Suspended	8	N/A

## 2023 Concealed-Carry Licensure Statistics Report

### Breakdown by County

<b>Van Wert</b>	<b>Regular Licenses</b>	<b>Temporary Emergency Licenses</b>
Number of Licenses Issued	22	0
Number of Licenses Renewed	264	N/A
Number of Licenses Suspended	4	0
Number of Licenses Revoked	0	0
Number of Licenses Denied	0	0
Number of License Processes Suspended	0	N/A

<b>Vinton</b>	<b>Regular Licenses</b>	<b>Temporary Emergency Licenses</b>
Number of Licenses Issued	34	0
Number of Licenses Renewed	302	N/A
Number of Licenses Suspended	14	0
Number of Licenses Revoked	0	0
Number of Licenses Denied	0	0
Number of License Processes Suspended	0	N/A

<b>Warren</b>	<b>Regular Licenses</b>	<b>Temporary Emergency Licenses</b>
Number of Licenses Issued	339	0
Number of Licenses Renewed	2,050	N/A
Number of Licenses Suspended	22	0
Number of Licenses Revoked	0	0
Number of Licenses Denied	0	0
Number of License Processes Suspended	0	N/A

<b>Washington</b>	<b>Regular Licenses</b>	<b>Temporary Emergency Licenses</b>
Number of Licenses Issued	108	0
Number of Licenses Renewed	681	N/A
Number of Licenses Suspended	7	0
Number of Licenses Revoked	0	0
Number of Licenses Denied	1	0
Number of License Processes Suspended	1	N/A

<b>Wayne</b>	<b>Regular Licenses</b>	<b>Temporary Emergency Licenses</b>
Number of Licenses Issued	247	0
Number of Licenses Renewed	1,204	N/A
Number of Licenses Suspended	14	0
Number of Licenses Revoked	6	0
Number of Licenses Denied	0	0
Number of License Processes Suspended	0	N/A

## 2023 Concealed-Carry Licensure Statistics Report

### Breakdown by County

<b>Williams</b>	<b>Regular Licenses</b>	<b>Temporary Emergency Licenses</b>
Number of Licenses Issued	98	0
Number of Licenses Renewed	561	N/A
Number of Licenses Suspended	19	0
Number of Licenses Revoked	6	0
Number of Licenses Denied	1	0
Number of License Processes Suspended	0	N/A

<b>Wood</b>	<b>Regular Licenses</b>	<b>Temporary Emergency Licenses</b>
Number of Licenses Issued	326	0
Number of Licenses Renewed	1,210	N/A
Number of Licenses Suspended	41	0
Number of Licenses Revoked	0	0
Number of Licenses Denied	10	0
Number of License Processes Suspended	8	N/A

<b>Wyandot</b>	<b>Regular Licenses</b>	<b>Temporary Emergency Licenses</b>
Number of Licenses Issued	54	0
Number of Licenses Renewed	293	N/A
Number of Licenses Suspended	4	0
Number of Licenses Revoked	1	0
Number of Licenses Denied	0	0
Number of License Processes Suspended	0	N/A

<b>STATE TOTALS</b>	<b>Regular Licenses</b>	<b>Temporary Emergency Licenses</b>
Number of Licenses Issued	15,581	0
Number of Licenses Renewed	75,001	N/A
Number of Licenses Suspended	1,846	0
Number of Licenses Revoked	405	0
Number of Licenses Denied	435	0
Number of License Processes Suspended	126	N/A



**DAVE YOST**  
OHIO ATTORNEY GENERAL

---

---

# STATISTICS ON CONCEALED HANDGUN LICENSES IN OHIO

## 2023 ANNUAL REPORT

---

---

**Ohio Attorney General's Office**

30 E. Broad St. 17th Floor  
Columbus, OH 43215  
800-282-0515

[www.OhioAttorneyGeneral.gov](http://www.OhioAttorneyGeneral.gov)